

**TECHNICAL MEMORANDUM
ANALYTICAL AND HYDROGEOLOGICAL EVALUATION**

**WEST VERMONT STREET SITE
SPEEDWAY, MARION COUNTY, INDIANA**

Prepared for:

UNITED STATES ENVIRONMENTAL PROTECTION AGENCY
Indianapolis Office
2525 N. Shadeland Avenue
Indianapolis, IN 46219

Prepared by:

WESTON SOLUTIONS, INC.
2501 Jolly Road, Suite 100
Okemos, MI 48864

Date Prepared	January 30, 2013
Technical Direction Document No.	S05-0001-1205-013
Document Control No.	1856-2A-BBKP
Contract No.	EP-S5-06-04
START Project Manager	Frank Beodray
Telephone No.	(440) 202-2806
U.S. EPA Task Monitor	Shelly Lam

TABLE OF CONTENTS

1.	INTRODUCTION	1
1.1	STUDY AREA DESCRIPTION	1
1.2	TECHNICAL MEMORANDUM ORGANIZATION	2
2.	HISTORY AND BACKGROUND	4
2.1	ALLISON TRANSMISSION.....	5
2.2	GENUINE PARTS	7
2.3	MICHIGAN PLAZA	9
3.	GEOLOGIC AND HYDROGEOLOGIC SETTING	12
3.1	REGIONAL GEOLOGY	12
3.2	STUDY AREA GEOLOGY AND HYDROGEOLOGY	12
4.	INVESTIGATION ACTIVITIES.....	15
4.1	SUBSURFACE INVESTIGATION.....	15
4.2	GROUNDWATER GAUGING AND SAMPLING	17
5.	INVESTIGATION RESULTS	18
5.1	GROUNDWATER FLOW EVALUATION.....	18
5.2	ANALYTICAL RESULTS	19
5.2.1	Soil Analytical Results.....	19
5.2.2	Groundwater Analytical Results.....	20
6.	FINDINGS AND CONCLUSIONS	28
7.	REFERENCES	30

LIST OF FIGURES

- Figure 1 Study Area Location Map
- Figure 2 Study Area Map
- Figure 3 Vinyl Chloride Concentration Trends for MW-170D and MMW-P-06 Monitor Wells
- Figure 4 Cross Section Location Map
- Figure 5 Geological Cross Section A-A' with VC Contours and PCE, TCE, and VC Analytical Results
- Figure 6 Geological Cross Section B-B' with VC Contours and PCE, TCE, and VC Analytical Results
- Figure 7 Geological Cross Section C-C'
- Figure 8 Geoprobe and VAS Location Map
- Figure 9 Monitoring Wells Gauged
- Figure 10 Monitoring Wells Sampled
- Figure 11 Potentiometric Surface Map for Shallow A2 Monitoring Wells – December 2011
- Figure 12 Potentiometric Surface Map for Deep A2 Monitoring Wells – December 2011
- Figure 13 PCE Isoconcentration Contours for Allison Transmission Monitoring Wells – 2nd Quarter 2005
- Figure 14 PCE Isoconcentration Contours for Shallow Monitoring Wells East of Holt Road – 1st Quarter 2007
- Figure 15 PCE Isoconcentration Contours for Shallow Monitoring Wells at Allison Transmission – Sept-Nov 2011
- Figure 16 PCE Isoconcentration Contours for Shallow Monitoring Wells Eastern Portion of the Study Area – 4th Quarter 2011
- Figure 17 PCE Isoconcentration Contours in Deep Monitoring Wells – Sept-Nov 2011
- Figure 18 TCE Results in Monitoring Wells at Allison Transmission - 2nd Quarter 2005
- Figure 19 TCE Isoconcentration Contours for Shallow Monitoring Wells East of Holt Road – 1st Quarter 2007
- Figure 20 TCE Isoconcentration Contours for Shallow Monitoring Wells at Allison Transmission – Sept-Nov 2011
- Figure 21 TCE Isoconcentration Contours for Shallow Monitoring Wells Eastern Portion of the Study Area – 4th Quarter 2011
- Figure 22 TCE Results in Deep Monitoring Wells Eastern Portion of the Study Area – 4th Quarter 2011
- Figure 23 Cis-1,2-DCE Results in Monitoring Wells at Allison Transmission – 2nd Quarter 2005
- Figure 24 Cis-1,2-DCE Isoconcentration Contours for Shallow Monitoring Wells East of Holt Road – 1st Quarter 2007

LIST OF FIGURES - CONTINUED

- Figure 25 Cis-1,2-DCE Isoconcentration Contours for Deep Monitoring Wells East of Holt Road – 1st Quarter 2007
- Figure 26 Cis-1,2-DCE Isoconcentration Contours for Shallow Monitoring Wells Eastern Portion of the Study Area – 4th Quarter 2011
- Figure 27 Cis-1,2-DCE Isoconcentration Contours for Deep Monitoring Wells Eastern Portion of the Study Area – 4th Quarter 2011
- Figure 28 Vinyl Chloride Isoconcentration Contours in Deep Monitoring Wells East of Holt Road – 3rd Quarter 2002
- Figure 29 Vinyl Chloride Isoconcentration Contours for Shallow Monitoring Wells at Allison Transmission – 2nd Quarter 2005
- Figure 30 Vinyl Chloride Isoconcentration Contours for Shallow Monitoring Wells East of Holt Road – 1st Quarter 2007
- Figure 31 Vinyl Chloride Isoconcentration Contours for Deep Monitoring Wells East of Holt Road – 1st Quarter 2007
- Figure 32 Vinyl Chloride Isoconcentration Contours for Shallow Monitoring Wells Eastern Portion of the Study Area – 4th Quarter 2011
- Figure 33 Vinyl Chloride Isoconcentration Contours for Deep Monitoring Wells Eastern Portion of the Study Area– 4th Quarter 2011

LIST OF TABLES

Table 1	Direct-Push Technology Soil and Groundwater Analytical Results Summary – November 2011
Table 2	Vertical Aquifer Sampling Groundwater Analytical Results Summary – November 2011
Table 3	Groundwater Elevation Summary – December 2011
Table 4	Monitoring Well Groundwater Analytical Results Summary – December 2011

LIST OF APPENDICES

- Appendix A** Allison Areas of Interest (AOI) Monitoring Well Location and Identification, Drawing 2 (prepared by ARCADIS)
- Appendix B** Data Validation and Analytical Reports for the U.S. EPA (Weston Solutions, Inc.) 2011 Investigation

LIST OF ATTACHMENTS

- Attachment 1** Marion County Public Health Department Residential Potable Water Well Results (Provided by IDEM) – 2008 and 2009
- Attachment 2** Vertical Aquifer Sample Boring Logs, November 2011
- Attachment 3** Direct-Push Technology Boring Logs, November 2011

LIST OF ABBREVIATIONS AND ACRONYMS

µg/L	Microgram per liter
µg/kg	Microgram per kilogram
AOI	Area of Interest
ARCADIS	ARCADIS, U.S., Inc.
AS	Air sparging
bgs	Below ground surface
CAP 18 ME	CAP 18 ME [®]
cP	Centipoise
DCE	Dichloroethene
DNAPL	Dense nonaqueous-phase liquid
DPT	Direct-push technology
ENVIRON	ENVIRON International Corporation
ERD	Enhanced reductive dechlorination
Favero	Favero Geosciences
Genuine Parts	Genuine Parts Company
GM	General Motors Corporation
IDEM	Indiana Department of Environmental Management
Keramida	Keramida Environmental Inc.
LNAPL	Light nonaqueous-phase liquid
MCL	Maximum Contaminant Level
MCPHD	Marion County Public Health Department
Mundell	Mundell & Associates
PAH	Polynuclear aromatic hydrocarbon
PCB	Polychlorinated biphenyl
PCE	Tetrachloroethene
PRP	Potentially responsible party
RAL	Removal Action Level
RCRA	Resource Conservation and Recovery Act
RFI	RCRA Facility Investigation
START	Superfund Technical Assessment and Response Team
SVE	Soil vapor extraction
TCE	Trichloroethene
TCL	Target Compound List
U.S. EPA	United States Environmental Protection Agency
VAS	Vertical aquifer sampling
VC	Vinyl chloride
VOC	Volatile organic compound
WESTON	Weston Solutions, Inc.

1. INTRODUCTION

The United States Environmental Protection Agency (U.S. EPA) and the Weston Solutions, Inc. (WESTON®), Superfund Technical Assessment and Response Team (START) prepared this technical memorandum for the West Vermont Street Site (**Figure 1**) in Speedway, Marion County, Indiana. This memorandum documents findings and activities conducted by the U.S. EPA and START in November and December 2011 during an analytical and hydrogeological investigation. The purpose of the field investigation was to determine sources of vinyl chloride (VC) in three drinking water wells in a Residential Area. Also, START and U.S. EPA previously conducted a review of the available data and a limited sampling event. The results of this effort identified data gaps between the potentially responsible party (PRP) properties and the Residential Area (WESTON, 2011). The U.S. EPA attempted to fill these data gaps during the analytical and hydrogeological evaluation discussed in this technical memorandum.

The information presented in this technical memorandum is based on investigation activities and data collected and reviewed by START, as directed by the U.S. EPA. This technical memorandum also documents and incorporates specific historical information and analytical data obtained from the sources listed in **Section 7, References**, for the purpose of determining the potential source or sources of contamination in West Vermont Street residential drinking water wells.

The following subsections discuss the Study Area description and technical memorandum organization.

1.1 STUDY AREA DESCRIPTION

The Study Area for this investigation includes a Residential Area, three PRP properties, and the areas in between, including the Michigan Meadows Apartments property (**Figure 2**). The Residential Area is a neighborhood bounded by West Vermont Street on the south, North Holt Road on the east, West Michigan Street on the north, and North Rybolt Avenue on the west. In the Residential Area, up to 25 homes rely on private drinking water wells as their only sources of

water. Sampling has indicated that wells at three homes in this Residential Area have been contaminated with VC.

START prepared a previous technical memorandum in 2011 that concludes that three PRP properties could have potentially contributed to VC contamination noted in the three drinking water wells in the Residential Area (WESTON, 2011). These PRP properties include: Allison Transmission, Genuine Parts Company (Genuine Parts), and Michigan Plaza. Each property has groundwater plumes consisting of chlorinated volatile organic compounds (VOC), including tetrachloroethene (PCE), trichloroethene (TCE), dichloroethene (DCE), and VC, with one exception. PCE has not been detected in wells at Genuine Parts.

Each PRP property is hydrogeologically upgradient of the water supply wells in the Residential Area, and groundwater plumes from releases of contamination on these properties could have resulted in the contaminants detected in the residential water supply wells. Before this analytical and hydrogeological evaluation, there was no comprehensive analysis of the Study Area because investigation activities focused on individual PRP properties. U.S. EPA identified and sought to fill horizontal and vertical data gaps between the three PRP properties and the Residential Area. Therefore, at the direction of the U.S. EPA, START prepared a Work Plan to address these data gaps.

1.2 TECHNICAL MEMORANDUM ORGANIZATION

Besides this Introduction, the technical memorandum consists of the following sections:

- Section 2, History and Background
- Section 3, Geologic and Hydrogeologic Setting
- Section 4, Investigation Activities
- Section 5, Investigation Results
- Section 6, Findings and Conclusions
- Section 7, References

Figures and tables are presented after **Section 7**, followed by appendices and attachments that provide information relevant to this technical memorandum.

2. HISTORY AND BACKGROUND

In 2009, the Marion County Public Health Department (MCPHD) identified a neighborhood where 25 homes not connected to a municipal water system were using private drinking water wells. MCPHD collected water samples from several of the residential drinking water wells to evaluate water quality. Three sample results from residential wells contained VC detections at concentrations exceeding the U.S. EPA Maximum Contaminant Level (MCL) and Superfund Removal Action Level (RAL) of 2 micrograms per liter ($\mu\text{g/L}$). Subsequent sample results for these three residential wells confirmed VC contamination (**Attachment 1**).

In October 2009, the Indiana Department of Environmental Management (IDEM) formally requested assistance from U.S. EPA. In November 2009 and February 2010, the U.S. EPA installed temporary water treatment systems in the three residences. In 2010, the U.S. EPA conducted groundwater gauging to determine groundwater flow direction in the Study Area. The U.S. EPA directed START to collect groundwater samples from six drinking water wells in the Residential Area and four existing monitoring wells in the Study Area. The samples were analyzed for VOCs, ethane, ethene, and volatile fatty acids. Ethene and ethane results were obtained to determine if VC was being reductively dechlorinated. CAP 18 ME[®] (CAP 18 ME), a refined, food-grade vegetable oil, was being injected into groundwater to enhance the biodegradation of volatile contaminants at the Michigan Plaza property (see **Subsection 2.3**). Volatile fatty acids are a breakdown product of CAP 18 ME, and samples were collected to determine if reductive dechlorination associated with the CAP 18 ME injections was occurring. As a result of these activities, the U.S. EPA identified one additional residential drinking water well with a VC concentration above the MCL and RAL (WESTON, 2011). However, during all other times that MCPHD sampled this fourth residential property, VC concentrations were below the MCL and RAL. Therefore, the U.S. EPA did not install a treatment system at this fourth residential property.

Three PRP properties were identified as potential sources of contamination in the Residential Area: Allison Transmission, Genuine Parts (also known as the Former Allison Transmission Plant 10), and Michigan Plaza (**Figure 2**).

Focus of this analytical and hydrogeological evaluation on these three PRP properties is based on releases of contaminants related to the degradation and breakdown products of PCE and TCE. The following subsections summarize the operations and backgrounds of the three PRP properties as it potentially relates to the groundwater contamination identified in the Residential Area.

2.1 ALLISON TRANSMISSION

The Allison Transmission property includes six plants located north to northwest of the Residential Area (**Figure 2**). Historical activities on the Allison Transmission property included aircraft engine testing, machining, parts cleaning, and storage (ARCADIS, U.S., Inc. [ARCADIS], 2009). Currently, operations on the Allison Transmission property include production of automobile transmissions. General Motors Corporation (GM) previously owned the plant, and is leading the environmental investigation and remediation under a Resource Conservation and Recovery Act (RCRA) corrective action agreement with the U.S. EPA.

Operations at the Allison Transmission property resulted in the release of contaminants to the environment, including, but not limited to, polychlorinated biphenyls (PCB); transmission fluid; and VOCs, including PCE, TCE, DCE, and VC (ARCADIS, 2009). During a RCRA Facility Investigation (RFI), chlorinated solvents were documented to have impacted groundwater at multiple Areas of Interest (AOI). A drawing prepared by ARCADIS identifying these AOIs is included in **Appendix A**. GM developed and implemented multiple remediation systems at many of these AOIs. This memorandum discusses only the AOIs (AOI-40, AOI-42, and AOI-51) that could have an impact on the Residential Area. AOI-40 is the location of a groundwater pump and treatment system which could impact groundwater flow direction, and AOI-42 and AOI-51 are areas where chlorinated solvent contamination has been detected in groundwater near the Residential Area.

AOI-40 is the location of a historical diesel fuel spill. AOI-40 is directly west and hydrogeologically side-gradient of the Residential Area. In 1973, GM installed a diesel fuel recovery system to collect contaminated groundwater at AOI-40. Since 2001, the recovery system has pumped over 16.8 million gallons of groundwater. The system treats approximately 6,900 gallons of petroleum-contaminated groundwater per day. The ongoing operation of this groundwater recovery system helps to maintain a south to southwest flow gradient at the Allison Transmission property (ARCADIS, 2010). In March 2010, groundwater and soil samples collected between AOI-40 and the Residential Area yielded non-detect results for VOCs (ARCADIS, 2011).

At AOI-42, PCE has been detected in groundwater samples. AOI-42 is located on the Allison Transmission property but upgradient from another AOI containing chlorinated solvents (AOI-51) and from the Residential Area. Chlorinated solvents including, DCE, PCE, and TCE, have been detected in groundwater samples from monitoring wells located south of AOI-42 including MW-0636-S2B and MW-0636-S2A (Favero Geosciences [Favero], 2012). Results for monitoring wells further south of MW-0636-S2B and MW-0636-S2A were non-detect for PCE, TCE, DCE, and VC in the September 2011 sampling results. A soil vapor extraction (SVE) system currently is being designed by ARCADIS to address the contamination in this area.

AOI-51 is the closest chlorinated solvent source at Allison Transmission to the Residential Area. Samples collected from this area and have the highest chlorinated solvent concentrations at the Allison Transmission property. GM implemented several remedial efforts at AOI-51. An SVE system was installed at AOI-51 to remove PCE and has been operational since October 30, 2003. A dense nonaqueous-phase liquid (DNAPL) recovery system was installed at the same time as the SVE system. However, DNAPL was not recovered using the system. Therefore, the operation of the DNAPL recovery system was discontinued in 2005. A groundwater recovery and treatment system was installed in 2007 to supplement SVE system and the recovery of PCE (ARCADIS, 2009; ARCADIS, 2011).

GM installed monitoring wells downgradient of AOI-51 along West Michigan Street to monitor contaminant migration from Allison Transmission. Soil and groundwater samples from these

wells showed no contamination migrating from the Allison Transmission property toward the Residential Area (ARCADIS, 2011). However, the U.S. EPA identified horizontal and vertical gaps in this data. For example, monitoring well MW-1103-S3/S4 is located on West Michigan Street north to northwest of the Residential Area (**Appendix A**). This well is screened just above bedrock (85 to 95 feet below ground surface [bgs]). MW-1101-S4, also installed along West Michigan Street, is screened between 92 and 97 feet bgs. Both monitoring wells are screened in zones deeper than AOI-51 contamination and deeper than the residential wells. Therefore, these two wells are not effective for monitoring contaminant migration from AOI-51 and represented a data gap that the U.S. EPA sought to fill during the analytical and hydrogeological evaluation.

2.2 GENUINE PARTS

The Genuine Parts property contains a single warehouse building northeast of the Residential Area (**Figure 2**). Historically, this property was the former Allison Transmission Plant 10 (Fluor Daniel GTI, 1997). Between 1956 and 1973, BHT Corporation operated the plant for carburetor and brake remanufacturing. GM purchased the property from BHT Corporation in 1973 and used the plant for warehousing obsolete machines, tooling, and fixtures until the mid-1980s. BHT Corporation became part of Genuine Parts through acquisition and merger (Keramida Environmental Inc. [Keramida], 2007). Currently, Genuine Parts is conducting environmental work on their property under a Voluntary Remediation Agreement with IDEM.

Two primary source areas of contamination were identified on the Genuine Parts property and are referred to as the eastern source area and western source area. The eastern source area is thought to result from solvent operations conducted near the southeastern corner of the building. A former solvent storage tank was located sub-grade in this area in a concrete structure. The solvent tank was removed in the 1990s. The western source area is associated with former parts degreasing activities and buried drums. Historically parts were placed outside to dry after degreasing. This approach also may have resulted in the release of chlorinated solvent to the subsurface as well (Keramida, 2004, page 3). Additionally, evidence of waste burial and dumping was documented during installation of a remediation system. The buried waste appears to be the primary source of chlorinated solvents in soil and groundwater (Keramida, 2000).

Environmental investigations at the Genuine Parts property identified contaminants in soil and groundwater, including TCE, DCE, and VC; polynuclear aromatic hydrocarbons (PAH); and metals such as cadmium, chromium, and lead. Concentrations have been documented as high as 1,500 µg/L for VC in monitoring well MW-165D in January 2002 (ENVIRON International Corporation [ENVIRON], 2012).

Previous investigations have shown that contamination from the Genuine Parts property has migrated beyond the Genuine Parts property and Little Eagle Creek to the south, southwest, and southeast. Groundwater results from January 2002 indicate that a VC plume extended from the Genuine Parts property south to monitoring well MW-170D (ENVIRON, 2012). VC concentrations ranged from 1,500 µg/L near the Genuine Parts property to 80 µg/L in MW-170D to the south-southwest. This well is located about 200 feet northeast of contaminated residential wells and indicates the presence of VC in the vicinity of the Residential Area as early as 2002. However, there are no groundwater data from MW-170D between 2002 and 2007.

In 2001, a combined remedial system was installed at the Genuine Parts property consisting of air sparging (AS), SVE, and phytoremediation. The AS/SVE system consisted of 44 AS points and 35 SVE wells. The phytoremediation system consisted of the planting and maintenance of poplar trees. In 2004, enhanced reductive dechlorination (ERD) was implemented at the property to enhance natural attenuation occurring in the eastern site area. ERD implementation consisted of corn syrup injections into two wells near a residential neighborhood immediately east of their property. ERD was moderately effective, but had a limited radius of influence (Keramida, 2005). Four full-scale bioremediation injections have been implemented; July 2004, October 2004, October 2006, and December 2007 (Keramida, 2010).

In 2007, remedial activities including soil excavation were conducted to physically remove and isolate source area material. Results for soil and groundwater samples collected after the 2007 remedial activities showed greatly reduced concentrations of contaminants in soil and groundwater (Keramida, 2007). The AS/SVE system continued to operate after the excavation activities (Keramida, 2010).

Between 2002 and 2007, no groundwater data were collected south-southwest of the Genuine Parts property, near the Residential Area. This lack of data represents a significant temporal data gap.

2.3 MICHIGAN PLAZA

Michigan Plaza is a strip mall located east of the Residential Area (**Figure 2**). Historically, Michigan Plaza contained several small businesses including a dry-cleaning company (Mundell & Associates [Mundell], 2005). City directory searches indicate that Accent Cleaners operated at Michigan Plaza from approximately 1971 to 1988 (Mundell, 2003). Currently, a daycare facility, convenience store, and other small businesses operate out of Michigan Plaza. PRPs for Michigan Plaza are conducting environmental investigation and remediation under a Voluntary Remediation Agreement with IDEM.

Soil and groundwater contamination are present below Michigan Plaza (Mundell, 2005; 2007; 2008; 2010a, b, and c; and 2011). Groundwater sampling results indicate concentrations of PCE, TCE, DCE, and VC exceeding groundwater screening criterion. Soil and groundwater contamination at Michigan Plaza resulted from releases of PCE from the former dry-cleaning operations and the breakdown of PCE.

The sanitary sewer is a known contaminant migration pathway at Michigan Plaza. The sanitary sewer system is old and concentrations of contaminants exceeding comparison criterion were noted in soils and groundwater near line connections and at joints or elbows where the piping turns 90 degrees. Several reports document that PCE released into the sewer system has migrated along the sewer line toward the north onto the Michigan Meadows Apartments property (Mundell, 2005; 2007; 2008; 2010a, b, and c; and 2011). This release mechanism created an irregularly distributed contaminant groundwater plume with multiple disconnected source areas designated as Areas A, B, and C, and resulted in co-mingling with the groundwater plume from the Genuine Parts property. Area A is south of the Michigan Plaza building, Area B is northeast of the Michigan Plaza building, and Area C is on the southeast portion of the Michigan Meadows Apartments property.

Remediation at Michigan Plaza has consisted of injections of CAP 18 ME into groundwater to enhance the biodegradation of volatile contaminants. Two such injections have occurred, one in August 2007 and the other in February 2009 (Mundell, 2007; 2008; 2010 a, b, and c; and 2011). In 2007, approximately 47,000 total pounds of CAP 18 ME were injected into Areas A (14,200 pounds), B (20,300 pounds), and C (12,500 pounds) (Mundell, 2008). In 2009, approximately 16,500 pounds of CAP 18 ME were injected: 3,000; 4,500; and 9,000 pounds in Areas A, B, and C, respectively (Mundell, 2009).

CAP 18 ME is a proprietary product of the Carus Corporation manufactured for environmental applications such as anaerobic bioremediation remediation of soils and associated groundwater. CAP 18 ME can be used to degrade chlorinated solvents, nitrates, sulfates, perchlorate, explosives, and other compounds in groundwater. CAP 18 ME provides a carbon source that results in a long-term release of fatty acids, creating conditions favorable for bioremediation (<http://www.caruscorporation.com/content.cfm/cap18>).

According to information on the Carus Corporation website, CAP 18 ME combines non-emulsified vegetable oil with methyl esters specifically manufactured for environmental applications such as the remediation of groundwater through reductive chlorination. According to the Material Safety Data Sheet for CAP 18 ME, the product is composed of soy bean oils, triacylglycerides, and methyl esters (Carus Corporation, 2008). The addition of 10 percent by weight of methyl esters decreases the time for the oils to begin producing fatty acids for reductive dechlorination to reach ideal levels. CAP 18 ME has a lifespan of 3 to 5 years in the aquifer, and some studies indicate that fatty acids may persist in the aquifer for more than 5 years (<http://www.caruscorporation.com/content.cfm/cap18>). The specific gravity of CAP 18 ME is 0.931 gram per milliliter by weight at 50 degrees Fahrenheit; this specific gravity is less than that of water indicating that CAP 18 ME will float on water, and can become a light non-aqueous phase liquid (LNAPL) if high enough concentrations are present in the aquifer.

CAP 18 ME was injected into the groundwater using a Geoprobe grout system under pressure. According to Newell et al, injections of an oil, such as CAP 18 ME, as an LNAPL “may

hydrostatically depress the capillary fringe and water table.” Therefore, the injection of CAP 18 ME into the aquifer under pressure would displace groundwater (Newell et al, 1995, page 5).

Newell et al also indicates that the “hydraulic conductivity of the medium is proportional to the density and inversely proportional to the viscosity of the LNAPL.” The viscosity of soy bean oils ranges from 80 to 800 centipoise (cP) for treated soy bean oils; water has a viscosity of 1.002 cP. Therefore, injection of a high-viscosity fluid, such as CAP 18 ME, would decrease the hydraulic conductivity of the aquifer, also resulting in a decrease in groundwater flow velocity. These conditions generally result in increased hydraulic head and cause a change in the groundwater flow direction because groundwater and associated contamination typically follows the path of least resistance (Newell et al, 1995, page 5).

CAP 18 ME injections have contributed significantly to increased VC concentrations in groundwater at Michigan Plaza. Before the CAP 18 ME injections, VC in monitoring well MMW-P-06 was detected at a maximum concentration of 21 µg/L in November 2005. After CAP 18 ME injections, VC concentrations increased in monitoring well MMW-P-06 to a maximum concentration of 15,600 µg/L in July 2011. VC concentrations in monitoring well MW-170D near the Residential Area increased approximately 10 to 17 months after each CAP 18 ME injection. VC concentrations increased in MW-170D from 105 µg/L in February 2007 to 230 µg/L in June 2008, approximately 10 months after the first CAP 18 ME injection. VC increased in MW-170D again in July 2010 to 233 µg/L, approximately 17 months after the second CAP 18 ME injection (**Figure 3**) (Mundell, 2012).

CAP 18 ME remediation at Michigan Plaza began before the full horizontal and vertical extent of contamination was delineated. There were few monitoring wells at Michigan Plaza in 2007 and only two or three rounds of analytical data collected before the initiation of the CAP 18 ME injections. Additionally, many monitoring wells at Michigan Plaza were blind drilled below the water table (IDEM, 2011). Blind drilling is a process where the wells are drilled without collecting or logging geologic information. Both of the conditions identified above resulted in data gaps that prevent a full understanding of the geology, source migration, and delineation of the initial extent of contamination at Michigan Plaza before the CAP 18 ME injections.

3. GEOLOGIC AND HYDROGEOLOGIC SETTING

This section discusses the geologic and hydrogeologic setting in the Study Area. U.S. EPA and START reviewed the historical documents listed in the References section of this technical memorandum (**Section 7**) and reviewed information obtained during the November and December 2011 investigation activities to develop the discussion below.

3.1 REGIONAL GEOLOGY AND HYDROGEOLOGY

The Study Area lies within the Tipton Till Plain unit. The unconsolidated glacial drift of Speedway, Indiana, is characterized by glacial moraines, till and outwash plains, and outwash channels formed during glacial processes. The Study Area's general topography is consistent with Wisconsin-aged glacial stage advance and retreat. The glacial depositional sequences are composed of varying thicknesses of outwash, including multiple sand and gravel units interbedded with clay till. In the Study Area, sand and gravel typically are unconfined in the upper sequence and semi-confined to confined by clay and silt till at depth. Locally, the glacial drift is underlain by the New Albany Shale of the Devonian System. Regionally, the New Albany Shale is present at approximately 110 feet bgs and extends to approximately 190 feet bgs (Harrison, 1963). The major drainages in Marion County consist of the White River and its two major tributaries - Eagle Creek and Fall Creek. Herring (1976) states, "In the White River Valley the principal Pleistocene aquifer is composed primarily of outwash and valley-train sand and gravel deposits which average 80 to 100 feet in thickness. Except for occasional till lenses, the aquifer extends from the water table down to bedrock" (Herring, 1976, page 18).

3.2 STUDY AREA GEOLOGY AND HYDROGEOLOGY

Little Eagle Creek in the north and eastern portions of the Study Area flows southeast. Big Eagle Creek flows to the south-southeast along the southwestern and southern portion of the Study Area. The two streams converge about 2,000 feet southeast of the Study Area. Both of these surface water features have significant impacts on the hydrogeology of the Study Area. The Study Area is in the A2 hydrogeologic setting, which has been well-studied and is described in the Hydrogeologic Framework of Marion County (Brown and Fleming, 2000). The A2 unit is

composed of “variable thickness of outwash overlying complexly interbedded sand and gravel and till. Thick unbroken sections of sand and gravel are present locally. Sand and gravel units at depth are typically confined or semi confined by bodies of till, whereas the upper portions of the system are commonly unconfined” (Brown and Fleming, 2000).

The north and western portions of the Study Area contain several saturated zones separated by relatively thick and contiguous low-permeability silts and clays, with occasional perched and semi-confined zones (ARCADIS, 2010). As indicated by boring logs, the southern and eastern portions of the Study Area consist of thinner and less continuous low-permeability silts and clays in the upper 30 to 40 feet of the A2 unit. This trend is most evident in the vicinity of the Michigan Plaza where very thin low-permeability silts and clays are present until a low-permeability till unit is observed at approximately 40 feet bgs.

Reports indicate that in the Study Area, Little Eagle Creek is a losing stream and Big Eagle Creek is a gaining stream (ARCADIS, 2005). This contributes to the predominant south-southwest groundwater flow direction.

START generated geologic cross sections for the Study Area. The cross sections are based on geologic data collected by U.S. EPA, START, and the PRPs’ consultants. However, it is important to note that many of the wells drilled by Michigan Plaza’s consultant were blind-drilled (IDEM, 2011). Monitoring wells without basic geologic information are not useful for characterization. Therefore, geology depicted on the cross sections is inferred and may not be accurate around Michigan Plaza and parts of the Michigan Meadows Apartments property.

Figure 4 shows the cross-section transect locations, and **Figures 5 through 7** show cross-sections A-A’, B-B’, C-C’, respectively. The residential well logs were not used to generate the geology on the cross sections, but approximate locations are shown on the cross-sections for perspective. The cross sections are generalized in an effort to show potential pathways between more permeable units. In addition, the A-A’ cross section was constructed to evaluate potential pathways from Michigan Plaza to the Residential Area because elevated VC concentrations were detected at Michigan Plaza.

Monitoring wells in the Study Area screened within the top 10 to 20 feet of the A2 aquifer are usually identified with an “S” to indicate that they are shallow monitoring wells. Monitoring wells that are screened deeper in the A2 aquifer are typically identified with a “D,” “S2” or “S3” designation. Genuine Parts installed both shallow and deep monitoring wells. However, they did not differentiate between shallow and deeper monitoring wells on the Genuine Parts property.

The residential wells are installed within and at various depths in the A2 aquifer, depending on the depth of the permeable saturated unit encountered. The residential wells typically are screened between 35 feet bgs to 75 feet bgs. Of the residential wells with VC detections exceeding the RAL, one is screened at 35 feet bgs (4042 W. Vermont St.), one is screened at 59 feet bgs (4012 Cossell Rd.) and one is screened at 75 feet bgs (4018 W. Vermont St.).

4. INVESTIGATION ACTIVITIES

Several data gaps were identified by the U.S. EPA, including lack of information and lack of continuity of information between data from the PRP properties and the Residential Area. The focus of the analytical and hydrogeological evaluation investigation activities was to obtain additional information to provide a link between the PRPs data and the Residential Area, and to summarize the findings. This section discusses the analytical and hydrogeological evaluation investigation activities, including the subsurface investigation, groundwater gauging, and sampling conducted during November and December 2011.

4.1 SUBSURFACE INVESTIGATION

The U.S. EPA and START conducted subsurface drilling from November 9 through 18, 2011. The investigation included advancing six direct-push technology (DPT) borings along the north side of West Michigan Street, east of North Holt Road, and in the Residential Area. DPT borings SB-01, SB-02, SB-03, SB-05, and SB-06 were advanced along West Michigan Street, and SB-04 was advanced in the Residential Area to evaluate potential VOC contamination in soil and groundwater associated with the release of solvents from former dry-cleaning operations (**Figure 8**). START also drilled four vertical aquifer sampling (VAS) locations between the PRP properties and the Residential Area, and one VAS location on the southern part of the Residential Area. The boring logs are included in **Attachments 2 and 3**. A discussion of Study Area geology is presented in **Subsection 3.2**.

The DPT soil borings were advanced to a maximum depth of 15 feet bgs or to groundwater, whichever occurred first. However, refusal generally occurred before the planned depth was reached. Groundwater was encountered in SB-05 only. Nine surface soil samples and one groundwater sample were collected from the six DPT borings. Soil analytical results are discussed in **Subsection 5.2.1**.

At the five VAS locations, VAS-01 through VAS-05, 14 groundwater samples were collected from soil borings installed along the north, northeast, east and southeast corners of the Residential Area (**Figure 8**). The U.S. EPA and START used a RotoSonic drilling rig, which

uses multiple diameter drilling rods (initially a larger-diameter drilling rod followed by a smaller-diameter drilling rod) in sequence to allow isolation of various water-bearing zones and to prevent cross-contamination between zones. The RotoSonic rig collects continuous lithology samples of a higher quality than those collected using other drilling methods, allowing the identification of thin conductive or confining seams.

A temporary well was constructed at each VAS sampling depth interval determined according to the geology observed during RotoSonic drilling activities. Intervals sampled corresponded to the more permeable formations. Each temporary well screen was advanced down the boring and the drilling rods were extracted slightly above the well screen to allow communication with the aquifer. At each sampled interval, the volume of drilling water inserted into the formation during drilling was purged from the well, and allowed to stabilize. Formation water quality parameters from the different zones were closely monitored during purging prior to sampling using methods similar to those in typical low-flow sampling guidance (Puls and Barcelona, 1996). Accelerated (24-hour) turnaround time was requested for VAS samples to quickly identify the locations and depths for the installation of new permanent monitoring wells.

The DPT and VAS soil and groundwater samples were analyzed by Pace Laboratories in Indianapolis, Indiana, for Target Compound List (TCL) VOCs using U.S. EPA Method 8260. **Tables 1 and 2** summarize the DPT soil and groundwater and VAS groundwater analytical results, respectively. **Subsection 5.2** discusses the results.

Based on the November 2011 VAS temporary well sampling results, permanent monitoring well nests were installed at each of the five VAS locations. Well nests of two permanent monitoring wells were installed at two of the five VAS locations, and well nests of three permanent wells were installed at the remaining three VAS locations for a total of 13 new permanent wells. Monitoring wells MW-WES01a, MW-WES01b, and MW-WES01c were installed at VAS-01; monitoring wells MW-WES02a, MW-WES02b, MW-WES02c were installed at VAS-02; monitoring wells MW-WES03a and MW-WES03b were installed at VAS-03; monitoring wells MW-WES04a and MW-WES04b were installed at VAS-04; and monitoring wells MW-WES05a, MW-WES05b, and MW-WES05c were installed at VAS-05.

The wells were screened either in zones with known VC contamination or in clean permeable zones to monitor for future potential contamination. The new monitoring wells were constructed with 2-inch-diameter, 5-foot-long, 0.010-slot, stainless-steel screens; 2-inch-diameter, stainless-steel risers; and flush-mounted covers. The permanent monitoring wells at each of the five VAS locations were spaced approximately 5 feet apart, with the deepest well in a downgradient or side-gradient location from the shallower wells. This positioning of the wells ensured that groundwater flow and chemistry in the shallower wells would not be influenced by the deeper wells or by well construction materials.

4.2 GROUNDWATER GAUGING AND SAMPLING

After installation of the 13 new monitoring wells in November 2011, the wells were surveyed using a benchmark established during a previous survey. On December 6 and 7, 2011, 152 monitoring wells were gauged and 66 monitoring wells were sampled. Gauging was completed before groundwater sampling. **Table 3** presents gauging results. **Figure 9** shows the monitoring wells gauged.

START selected monitoring wells for sampling based on the historical occurrence of contamination. The groundwater samples were analyzed by Pace Laboratories in Indianapolis, Indiana, for TCL VOCs using U.S. EPA Method 8260. **Figure 10** presents the monitoring wells sampled. **Table 4** summarizes detected constituents and **Subsection 5.2.2** discusses the groundwater analytical results.

The monitoring wells were sampled using standard low-flow sampling protocol with a peristaltic pump when possible or dedicated pumps when present in existing monitoring wells. Typical low-flow sampling protocol involves placing the pump intake near the middle of the screened interval and purging at a rate of 0.5 liter per minute or less (Puls and Barcelona, 1996). During purging, groundwater parameters were monitored, including dissolved oxygen, conductivity, pH, temperature, and turbidity. These parameters were monitored until they stabilized to within plus or minus 10 percent. Groundwater samples were collected in laboratory-provided containers and placed on ice for preservation. Standard chain-of-custody procedures were followed for all samples.

5. INVESTIGATION RESULTS

This section discusses investigation results, including the groundwater flow evaluation and analytical results. The information in this section was derived from (1) historical documents from IDEM, U.S. EPA, and the PRPs' consultants; (2) the March 2011 START technical memorandum (WESTON, 2011); and (3) data collected for this analytical and hydrogeological evaluation in December 2011. Data from historical documents and reports was uploaded into a database. This database is the source of all data discussed below and included on the figures for this technical memorandum. Information in the database includes data from the following sources: Mundell, 2007; Mundell, 2010a, b, and c; ARCADIS, 2012; ENVIRON, 2012; Favero, 2012; Keramida, 2010; WESTON, 2011; and the analytical data collected for this evaluation in December 2011. The data sources are referenced below and shown on the figures for clarity.

The purpose of the investigation was to determine the potential source or sources of VC contamination in residential drinking water wells. VC is created through reductive dechlorination of a parent product through biotic or abiotic means. The basic process is the removal of one or more chlorine groups so that PCE degrades to TCE, then to DCE, and then to VC. VC can then further break down to ethenes, ethanes, or carbon dioxide and water. In some cases, the process can stall at DCE or VC, creating an abundance of DCE or VC in the groundwater, a process called "DCE/VC Stall" (Solutions-IES, 2006). VC is very volatile. However, it is stable in an anaerobic environment such as that found in an aquifer. It is also very mobile in soil and mobile in groundwater (Sims et al 1991).

5.1 GROUNDWATER FLOW EVALUATION

START collected groundwater elevation data during December 2011 to generate potentiometric surface maps. **Table 3** summarizes the December 2011 groundwater elevation data. **Figures 11** and **12** are potentiometric surface maps for the December 2011 groundwater gauging event for the shallow and deep monitoring wells, respectively, in the A2 aquifer.

Figure 11 is based on water level data from wells screened near the top of the water table or potentiometric surface to a depth of approximately 10 feet below the water table. Shallow groundwater in the Study Area predominantly flows south-southwest. Water table flow appears to be influenced by surface water features with some deflection around groundwater recovery systems at Allison Transmission.

Figure 12 is based on water level data collected from wells screened deeper in the aquifer. These deeper wells are screened greater to or equal to 10 feet below the water table or potentiometric surface. **Figure 12** indicates that groundwater in the aquifer also flows south-southwest.

Comprehensive maps of the Study Area had not been previously created because the Study Area is composed of several distinct PRP properties. Historical potentiometric surface maps prepared by individual PRPs typically were created for specific wells and do not include newer monitoring wells installed or monitoring wells nearby that were installed by other PRPs. However, the historical maps prepared generally are consistent with the general trends shown in **Figures 11** and **12**. These figures are the most comprehensive maps available, and data from the 152 gauged monitoring wells were used to create the potentiometric maps.

5.2 ANALYTICAL RESULTS

The subsections below discuss the soil and groundwater sample analytical results.

5.2.1 Soil Analytical Results

The U.S. EPA and START collected 12 soil samples from the six DPT borings in November 2011. **Table 1** summarizes all detected soil sample results from this sampling event. Sample results were non-detect except for samples collected from SB-05. SB-05 was advanced along the sewer line north of the Michigan Plaza property (**Figure 8**). PCE was detected in soil samples collected from 14 to 15 feet bgs and 17 to 18 feet bgs at concentrations of 148 and 9,190 micrograms per kilogram ($\mu\text{g}/\text{kg}$), respectively.

5.2.2 Groundwater Analytical Results

One groundwater sample was collected from SB-05 along the sewer line north of Michigan Plaza and West Michigan Street in November 2011. This boring was the only DPT boring that contained sufficient groundwater for sample collection. PCE concentrations in this sample exceeded the groundwater screening criterion (5 µg/L) in both the sample and the duplicate at 9.7 and 7.5 µg/L, respectively.

In December 2011, the U.S. EPA and START collected groundwater samples from the 66 monitoring wells shown on **Figure 10**. START also reviewed data collected by GM's consultant at Allison Transmission from the fourth quarter of 2011.

START selected monitoring wells for sampling based on the historical occurrence of contamination. The samples were analyzed for TCL VOCs. **Table 4** summarizes the analytical results of detected chemical constituents for the groundwater samples. The cross sections in **Figures 5 and 6** depict the PCE, TCE, and VC analytical results for December 2011, and the VC isoconcentration contours. **Appendix B** provides the U.S. EPA analytical data packages for the groundwater samples collected in December 2011, including the data validation and analytical reports.

It is important to note that Residential Area wells were not sampled before 2009. Therefore, data are not available to determine when VC contamination first impacted the Residential Area drinking water wells. To understand how VC has contaminated Residential Area wells, both current and historical analytical results must be evaluated. The following subsections discuss results for both the fourth quarter of 2011 and for selected historical sampling events.

START produced maps showing PCE, TCE, DCE, and VC analytical results from December 2011 and historical analytical results (**Figures 13 through 33**). When possible, START produced isoconcentration maps. However, isoconcentration maps were not generated for some contaminants because of the lack of detections.

5.2.2.1 PCE Analytical Results

Figures 13 through 17 present PCE concentrations and isoconcentration contours for the Study Area, including figures for the 2011 analytical data and figures showing results from 2005 and 2007. The 2005 and 2007 data were collected before CAP 18 ME injections at Michigan Plaza. These injections changed the nature and extent of contamination in the eastern part of the Study Area. PCE was not detected in any wells at or near Genuine Parts or in the Residential Area wells during the December 2011 sampling. Historically, PCE has not been detected in any wells at Genuine Parts. Therefore, figures were not prepared for Genuine Parts.

Figure 13 shows results for the second quarter of 2005 for AOI-51 at the Allison Transmission property (Favero, 2012; ARCADIS, 2012). Not enough wells were sampled during 2007 to allow comparison to the 2007 Michigan Plaza data set. PCE was detected at a maximum concentration of 30,000 µg/L in MW-0403-S2B. The PCE plume extent is well defined to the south, east, and west on the Allison Transmission property.

Figure 14 presents the PCE isoconcentration contour map for the first quarter of 2007 at Michigan Plaza, the Michigan Meadows Apartments property, and Genuine Parts (Keramida, 2010; Mundell, 2007). PCE concentrations were as high as 6,280 and 3,060 µg/L in monitoring wells MMW-P-08 and MMW-P-07, respectively. Both wells are located at Michigan Plaza. The 2007 data show a large PCE plume between Michigan Plaza and the Michigan Meadows Apartments property to the north. This plume is consistent with releases from the sewer lines. Additionally, PCE results at and directly south of Genuine Parts were non-detect.

Figure 15 shows the PCE isoconcentration contour map for shallow wells for the third and fourth quarter of 2011 (specifically, September through November) at the Allison Transmission property (Favero, 2012; ARCADIS, 2012). Data sets from both quarters were used to provide sufficient data for comparison. Figure 15 shows PCE plumes at AOI-51 and AOI-42. The highest PCE concentrations detected were 32,800 µg/L in AOI-51 and 646 µg/L in AOI-42. The AOI-51 maximum concentration is similar to the June 2005 data. Analytical results for samples from wells surrounding each plume were non-detect, indicating that the extent of PCE

contamination at the Allison Transmission property is delineated. PCE was not detected in monitoring wells between Allison Transmission and the Residential Area.

Figure 16 shows the PCE isoconcentration contour map for shallow wells for December 2011 in the eastern portion of the Study Area (WESTON collected data). There are two PCE contaminant plumes, one in the southeast portion of the Michigan Meadows Apartments property and one at Michigan Plaza. PCE was detected at 400 µg/L in one monitoring well (MMW-1S) at the Michigan Meadows Apartments property. The extent of PCE contamination has not been fully characterized at Michigan Plaza because there are few monitoring wells south or southwest of the plume. The monitoring wells that do exist to the south and southwest are too far from Michigan Plaza to allow accurate definition of the plume. The extent of the PCE plume at the Michigan Meadows Apartments property has not been fully characterized to the east.

Figures 14 and 16 indicate that PCE concentrations have been reduced through CAP 18 ME remediation on the Michigan Plaza property, as planned.

Figure 17 shows the PCE isoconcentration contour map for the deep wells for the third and fourth quarters of 2011 (specifically, September through November) (Favero, 2012; ARCADIS, 2012; ENVIRON, 2012). Data sets from both quarters were used to provide sufficient data for comparison. PCE was detected in AOI-51 at Allison Transmission at a maximum concentration of 29,200 µg/L in MW-0414-S3. However, results south of AOI-51 were non-detect, indicating that the PCE is confined to the Allison Transmission property.

5.2.2.2 TCE Analytical Results

Figures 18 through 22 present TCE concentrations and isoconcentration contours for the second quarter of 2005 at Allison Transmission; the first quarter of 2007 east of Holt Road; the third and fourth quarters of 2011 at Allison Transmission; and the fourth quarter of 2011 for the eastern portion of the Study Area for both shallow and deep wells. Isoconcentration contours were not drawn for **Figures 18 and 22**. TCE was detected at the three PRP properties and the Michigan Meadows Apartments property in 2011. TCE was not detected in the Residential Area or in monitoring wells screened deeper in the A2 aquifer.

Figure 18 shows the TCE results for the second quarter of 2005 for AOI-51 at Allison Transmission (Favero, 2012; ARCADIS, 2012). Not enough wells were sampled in 2007 to allow comparison to the 2007 data sets from Genuine Parts and Michigan Plaza. The highest TCE concentration noted at this time was 2,100 µg/L detected in MW-0414-S3. Monitoring wells downgradient of wells with TCE detections had non-detect results for TCE, indicating that the extent of TCE contamination at the Allison Transmission property is delineated. TCE was not detected in monitoring wells between Allison Transmission and the Residential Area.

Figure 19 shows the TCE isoconcentration map for the first quarter of 2007 for wells east of Holt Road (Mundell, 2007; Keramida, 2010; ENVIRON, 2012). TCE was detected at Genuine Parts, with the highest concentrations to the east in MW-173 at 300 µg/L. TCE concentrations were non-detect in wells located at the center of the Michigan Meadows Apartment property, between Genuine Parts and Michigan Plaza. At Michigan Plaza, TCE concentrations were as high as 356 µg/L in MMW-P-01. The Michigan Plaza plume appears relatively small. However, very limited data are available for the time period because there are few wells with data sufficient to delineate the plume extent.

Figure 20 shows data from the third and fourth quarters of 2011 at Allison Transmission (Favero, 2012; ARCADIS, 2012). The figure shows two TCE contaminant plumes at Allison Transmission. The highest TCE concentration was 4,280 µg/L in MW-0708-S2A in AOI-42 and was 3,120 µg/L in MW-0403-S2B in AOI-51. These data represent a significant increase in TCE concentrations in AOI-51 since 2005 as shown in **Figure 18**. However, results surrounding the plumes were non-detect, indicating that TCE extent is defined at Allison Transmission.

Figure 21 shows the TCE concentrations for the shallow monitoring wells in the eastern portion of the Study Area during the fourth quarter of 2011 (WESTON collected data). TCE was detected at a concentration of 110 µg/L in MW-148R at Genuine Parts. TCE results for several monitoring wells south of MW-148R were non-detect, indicating that TCE is not migrating from Genuine Parts. There are two additional areas with TCE detections: one in the southeast portion of the Michigan Meadows Apartment property and one at Michigan Plaza. At the Michigan Meadows Apartments property, the highest TCE concentration was 21.3 µg/L in monitoring well

MMW-10S. In monitoring well MMW-P-01 on the Michigan Plaza property, TCE was detected at 10.2 µg/L, representing a significant decrease in TCE concentrations from 2007 as shown in **Figure 19**. At Michigan Plaza, TCE concentrations have been reduced through CAP 18 ME remediation, as planned.

Figure 22 shows TCE results for deep monitoring wells in the eastern portion of the Study Area for the fourth quarter of 2011 (WESTON collected data). The figure shows no detections of TCE. TCE does not appear to be migrating in deep groundwater from Genuine Parts or from Michigan Plaza.

5.2.2.3 DCE Analytical Results

Historical cis-1,2-DCE analytical results from 2005 and 2007 are provided in **Figures 23, 24, and 25**. There are significant historical data gaps as detailed in **Section 2**. **Figures 26 and 27** show cis-1,2-DCE concentrations for 2011 analytical data in the eastern portion of the Study Area.

Data from Allison Transmission from the second quarter of 2005 are shown in **Figure 23** (Favero, 2012; ARCADIS, 2012). There were limited or no data from Genuine Parts or Michigan Plaza during this time for comparison. In June 2005, cis-1,2-DCE was detected in three monitoring wells in AOI-51 at Allison Transmission at a maximum concentration of 150 µg/L in monitoring well MW-0416-S2A.

Figure 24 shows cis-1,2-DCE analytical data for samples collected east of Holt Road from the first quarter of 2007 before CAP 18 injections (Mundell, 2007; ENVIRON, 2012). The highest cis-1,2-DCE concentration of 289 µg/L was detected in MMW-8S.

Figure 25 shows cis-1,2-DCE analytical data in deep monitoring wells for samples collected east of Holt Road from the first quarter of 2007 before CAP 18 injections (ENVIRON, 2012). The highest cis-1,2-DCE concentration of 2,400 µg/L was detected in MW-166D. **Figure 25** shows that the cis-1,2-DCE plume is migrating onto the Michigan Meadows Apartments property and Michigan Plaza and is not defined to the west or southwest.

Figure 26 presents the cis-1,2-DCE results for shallow wells for the fourth quarter of 2011 in the eastern portion of the Study Area (WESTON collected data). Cis-1,2-DCE concentrations were as high as 7,710 µg/L in MMW-P-06 at Michigan Plaza, which is a significant increase from concentrations noted during 2007 as shown on **Figure 24**. Cis-1,2-DCE contamination from Michigan Plaza and the Michigan Meadows Apartments property is migrating to the west and south. Increases in cis-1,2-DCE concentrations since CAP 18 ME injections in 2007 and 2009 indicate that CAP 18 ME injections have created an abundance of cis-1,2-DCE in groundwater.

Figure 27 presents the cis-1,2-DCE isoconcentration contours in the eastern portion of the Study Area in deep monitoring wells for the fourth quarter of 2011 (WESTON collected data). Two areas have elevated concentrations. The figure shows that the cis-1,2-DCE plume from the Genuine Parts property has migrated south onto the Michigan Meadows Apartments property. This DCE plume is comingled with the DCE plume located on the Michigan Plaza property further south.

5.2.2.4 VC Analytical Results

Figures 28, 29, 30, and 31 show VC concentrations and isoconcentration contours from 2002, 2005 and 2007. **Figures 32 and 33** present VC concentrations and isoconcentration for the Study Area for the fourth quarter of 2011.

Figure 28 shows results from July 2002 for deep wells east of Holt Road (Keramida, 2010; ENVIRON, 2012). VC was also detected in shallow monitoring wells. However, there were fewer detections and the concentrations typically were lower than in the deep wells. A figure was not generated for VC in shallow monitoring wells from July 2002. **Figure 28** shows a large VC plume extending from Genuine Parts toward the south. VC concentrations were as high as 973 µg/L in MW-165D and then decreased in concentration to the south at 66 µg/L in MW-170D and 6.4 µg/L in MW-169D. It is important to note that no data were available from Michigan Plaza during this time period.

Data from Allison Transmission from the second quarter of 2005 is shown in **Figure 29**. There are limited or no data from 2002 or 2007 to compare to the data from Genuine Parts or Michigan

Plaza. In the second quarter of 2005, VC was detected as high as 250 µg/L in MW-0108-S2B in AOI-51 (Favero, 2012; ARCADIS, 2012). The extent of the VC plume is defined to the south.

Figure 30 presents VC analytical results for shallow monitoring wells east of Holt Road from the first quarter of 2007 (Keramida, 2010; Mundell, 2007; ENVIRON, 2012). The figure shows four plumes: two associated with Genuine Parts and two associated with Michigan Plaza. Concentrations were as high as 230 µg/L in MW-163 east of Genuine Parts. However, VC concentrations at Genuine Parts and to the south show a significant decrease compared to VC concentrations in 2002. At Michigan Plaza, VC concentrations were similar to those at Genuine Parts, with the highest concentration of 40.6 µg/L in MMW-8S near the Michigan Meadows Apartments property. The highest concentration on the Michigan Plaza property was 28.7 µg/L detected in MMW-P-01. Very limited data were available for this time period because few wells existed at the time and because not all wells were sampled.

Figure 31 presents VC analytical results for deep monitoring wells east of Holt Road from the first quarter of 2007 (Mundell, 2007; Keramida, 2010; ENVIRON, 2012). The figure shows two plumes: one associated with Genuine Parts and one associated with Michigan Plaza. VC concentrations were as high as 840 µg/L in MW-165D near Genuine Parts, which represents a slight decrease from 2002 and a smaller plume originating from Genuine Parts. Near Michigan Plaza, the plume contained VC at concentrations similar to VC concentrations observed at Genuine Parts, with the highest concentration of 105 µg/L detected in MW-170D. As stated above, very limited data were available for this time period because few wells existed at the time and because not all wells were sampled.

Figure 32 presents VC concentrations for the fourth quarter of 2011 (WESTON collected data) for shallow wells in the eastern portion of the Study Area. The figure shows that the VC plume at Michigan Plaza was much greater in concentration and extent than during previous sampling events. The highest concentration of 10,500 µg/L was detected in MMW-P-06 at Michigan Plaza. This result represents a significant increase from historical concentrations depicted in **Figure 30** and likely was caused by CAP 18 ME injections.

Figure 33 shows VC concentrations for the fourth quarter 2011 (WESTON collected data) for deep wells in the eastern portion of the Study Area. As with the shallow wells, the VC plume at Michigan Plaza was much greater in concentration and extent than the plume based on historical results as shown in **Figure 31**. The highest concentration of 1,780 µg/L was detected in MMW-P-10D at Michigan Plaza. The plume extends west from Michigan Plaza into the Residential Area.

VC results were non-detect for monitoring wells sampled between Allison Transmission and the Residential Area. VC was not detected at elevated concentrations in Allison Transmission wells. Therefore, figures were not prepared for Allison Transmission. VC also was detected in 2011 in two of the four residential wells sampled at 4012 Cossell Road and 4018 West Vermont Street.

6. FINDINGS AND CONCLUSIONS

The Study Area for the analytical and hydrogeological evaluation contains several potential sources of VC contamination in the residential wells, including Allison Transmission, Genuine Parts, and Michigan Plaza. Each PRP property had releases of PCE or TCE, with DCE and VC as natural breakdown products. The U.S. EPA identified data gaps between the PRP properties and Residential Area and attempted to fill those data gaps during this investigation.

VC was detected in two samples collected from drinking water wells in the Residential Area in December 2011 - at 4012 Cossell Road (26.1 µg/L) and at 4018 West Vermont Street (4.8 µg/L). Historically, VC has been detected consistently at three residential properties. These properties are on the eastern boundary of the Residential Area. Residential Area wells were not sampled before 2009. Therefore, data are not available to determine when VC contamination first impacted the Residential Area drinking water wells.

GM installed monitoring wells downgradient of AOI-51 along West Michigan Street to monitor contaminant migration from Allison Transmission. These monitoring wells have showed non-detect results for PCE, TCE, DCE, and VC since their installation. However, the U.S. EPA determined that at least two monitoring wells on West Michigan Street directly north of the Residential Area are screened in zones deeper than contamination at Allison Transmission and deeper than the residential wells. During the investigation, the U.S. EPA installed two nested monitoring well sets along West Michigan Street to fill this data gap. The data collected confirm that PCE, TCE, DCE, and VC are not present between Allison Transmission and the Residential Area. Although chlorinated solvents are present at Allison Transmission, the data indicate that the contamination is restricted to the Allison Transmission property, and Allison Transmission is not a contributor to Residential Area well contamination.

There is a significant temporal gap between 2002 and 2007 in groundwater data from Genuine Parts near the Residential Area. Historically, DCE and VC migrated from Genuine Parts to the south-southwest. A VC plume extended from Genuine Parts south to monitoring well MW-170D near the Residential Area, and as far south as MW-169D on Cossell Road as indicated by

Keramida (Keramida, 2007). During the investigation, no contamination was detected in monitoring wells or VAS borings between Genuine Parts and the Residential Area indicating that remedial efforts at the Genuine Parts facility have reduced contamination and limited plume migration. However, Genuine Parts cannot be excluded as a contributor to the Residential Area contamination based on historical detections of VC contamination from Genuine Parts to the south-southwest near the Residential Area.

VC concentrations have increased significantly in groundwater because of CAP 18 ME injections at Michigan Plaza and the Michigan Meadows Apartments property. Evidence supporting this conclusion can be drawn from VC concentration increases noted in monitoring wells after CAP 18 ME injections. VC concentrations increased in monitoring well MMW-P-06 from 21 µg/L in November 2005 to 15,600 µg/L in July 2011. Samples from MW-170D showed increases in VC concentration approximately 10 to 17 months after each injection. CAP 18 ME remediation at Michigan Plaza began before the full horizontal and vertical extent of contamination was delineated. There were few monitoring wells at Michigan Plaza in 2007, and only two or three rounds of analytical data were collected before the CAP 18 ME injections were initiated. Additionally, many monitoring wells at Michigan Plaza are blind drilled below the water table. Both of these conditions created data gaps preventing full delineation of the initial extent of contamination before the CAP 18 ME injections. During U.S. EPA's field investigation, cis-1,2-DCE and VC were detected in monitoring wells and VAS borings between Michigan Plaza and the Residential Area.

The U.S. EPA has determined that both Genuine Parts and Michigan Plaza are actual or potential contributors to VC contamination in the Residential Area. Allison Transmission is not a contributor to contamination in the Residential Area.

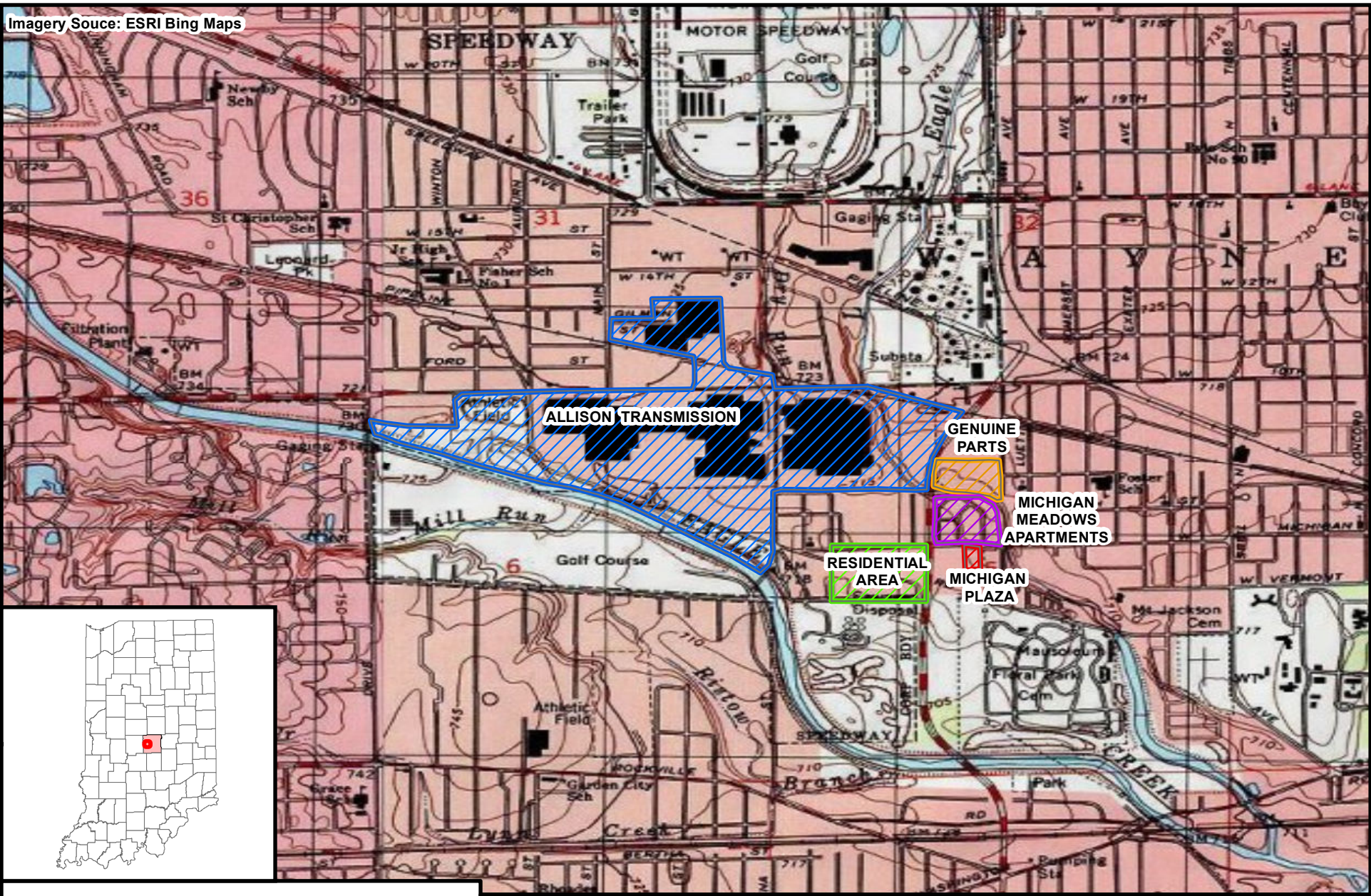
7. REFERENCES

- ARCADIS. 2005. "Interim Measures Semi-Annual Status and Groundwater Monitoring Report, First Half 2005 (January 2005-June 2005), General Motors Powertrain – Allison Transmission, Speedway, Indiana." July 14.
- ARCADIS. 2009. "RCRA Facility Investigation Report, Allison Transmission, Inc." Prepared for the General Motors Corporation (GM) and Environmental Corporate Remediation Company, Inc. February.
- ARCADIS. 2010. "Supplement No. 2 to RCRA Facility Investigation: Vermont Street Investigation Data Report."
- ARCADIS. 2011. "Evaluation of Chlorinated Volatile Organic Compounds South of Allison Transmission Plant 12." August 12.
- ARCADIS. 2012. "RCRA Corrective Action Interim Measures Semi-Annual Remediation Status Report-First Half 2011." January 13.
- Brown, Steven E., and Fleming, Anthony H. 2000. Hydrogeologic Framework of Marion County, Indiana, Explanation of Hydrogeology, Pre-Wisconsin Glacial Geology, and Bedrock Geology and Topography Maps.
- Carus Corporation. 2008. "CAP18 ME Anaerobic Bioremediation Product, EC – Safety Data Sheet, MSDS #CP-1002." May.
- ENVIRON. 2012. "Remedial Progress Report, Former Allison Plant 10." January.
- Favero. 2012. "Fourth Quarter 2011 Progress Report RCRA Corrective Action Allison Transmission, Speedway, IN USEPA ID Nos. IND006413348 and IND000806828." January 13.
- Fluor Daniel GTI. 1997. "Feasibility Study Report, General Motors – Allison Gas Turbine Gas 10."
- Harrison, W. 1963. "Geology of Marion County, Indiana." Indiana Department of Conservation. Geological Survey, Bulletin No. 28.
- Herring, William C. 1976. "Technical Atlas of the Ground-Water Resources of Marion County, State of Indiana, Department of Natural Resources, Division of Water, Herring, W.C., 1976, page 18.
- IDEM. 2011. "RE: Request for Revised Remediation Work Plan Approval Review and Technical Response to General Notice of Potential Liability Review, Michigan Plaza." June 22.
- Keramida. 2000. "Waste Characterization Report, Former General Motors Corporation, Allison Gas Turbine Division, Plant 10." December 06.

- Keramida. 2004. "Remedial System Evaluation Report, October through December 2003, Former General Motors Corporation, Allison Gas Turbine Division, Plant 10." February 04. *Page 3*.
- Keramida. 2005. "Bioremediation Report, East Off-Site Area, Former General Motors Corporation, Allison Gas Turbine Division, Plant 10." June 10.
- Keramida. 2007. "Remedial Assessment and Soil Excavation Report, Former General Motors Corporation, Allison Gas Turbine Division, Plant 10." July 23.
- Keramida. 2010. "Remedial System Evaluation Report, October Through December 2009, Former General Motors Corporation, Allison Gas Turbine Division, Plant 10." March 10.
- Mundell. 2003. "Phase I Environmental Site Assessment, Michigan Plaza." November.
- Mundell. 2005. "Phase II Environmental Site Assessment, Michigan Plaza." February 16.
- Mundell. 2007. "Quarterly Monitoring Progress Report - 2nd Quarter 2007, Michigan Plaza." August 15.
- Mundell. 2008. "Remediation Work Plan, Michigan Plaza." February 22.
- Mundell. 2009. "Quarterly Monitoring Progress Report – 1st Quarter 2009, Michigan Plaza." October 31.
- Mundell. 2010a. "Quarterly Monitoring Progress Report - 1st Quarter 2010, Michigan Plaza." April 30.
- Mundell. 2010b. "Quarterly Monitoring Progress Report - 2nd Quarter 2010, Michigan Plaza." August 26.
- Mundell. 2010c. "Quarterly Monitoring Progress Report - 3rd Quarter 2010, Michigan Plaza." November 10.
- Mundell. 2011. "Quarterly Monitoring Progress Report - 4th Quarter 2010, Michigan Plaza." February 16.
- Mundell. 2012. "Quarterly Monitoring Progress Report - 4th Quarter 2011, Michigan Plaza." January 31.
- Newell C.J., S. D. Acree, R.R. Ross, and S.D. Huling. 1995. "Light Nonaqueous Phase Liquids." EPA/540/S-95/500. 28 pages.
- Puls, R.W., and M.J. Barcelona. 1996. "Low-Flow (Minimal Drawdown) Ground-Water Sampling Procedure." EPA/540/S-95/504. 12 pages.
- Sims, J.L., J.M. Suflita, and H.H. Russell. 1991. "Reductive Dehalogenation of Organic Contaminants in Soils and Ground Water." EPA/540/4-90/054. 12 pages.
- Solutions-IES. 2006. "Protocol for Enhanced *In Situ* Bioremediation Using Emulsified Edible Oil." May. Prepared for the United States Department of Defense.
- WESTON. 2011. "Technical Memorandum, Analytical and Hydrogeological Evaluation, West Vermont Street Contamination Site." March.

FIGURES

Imagery Source: ESRI Bing Maps



Legend

- Allison Transmission Site
- Genuine Parts Site
- Michigan Meadows Apartments
- Michigan Plaza Site
- Residential Area

0 2,000
 Feet

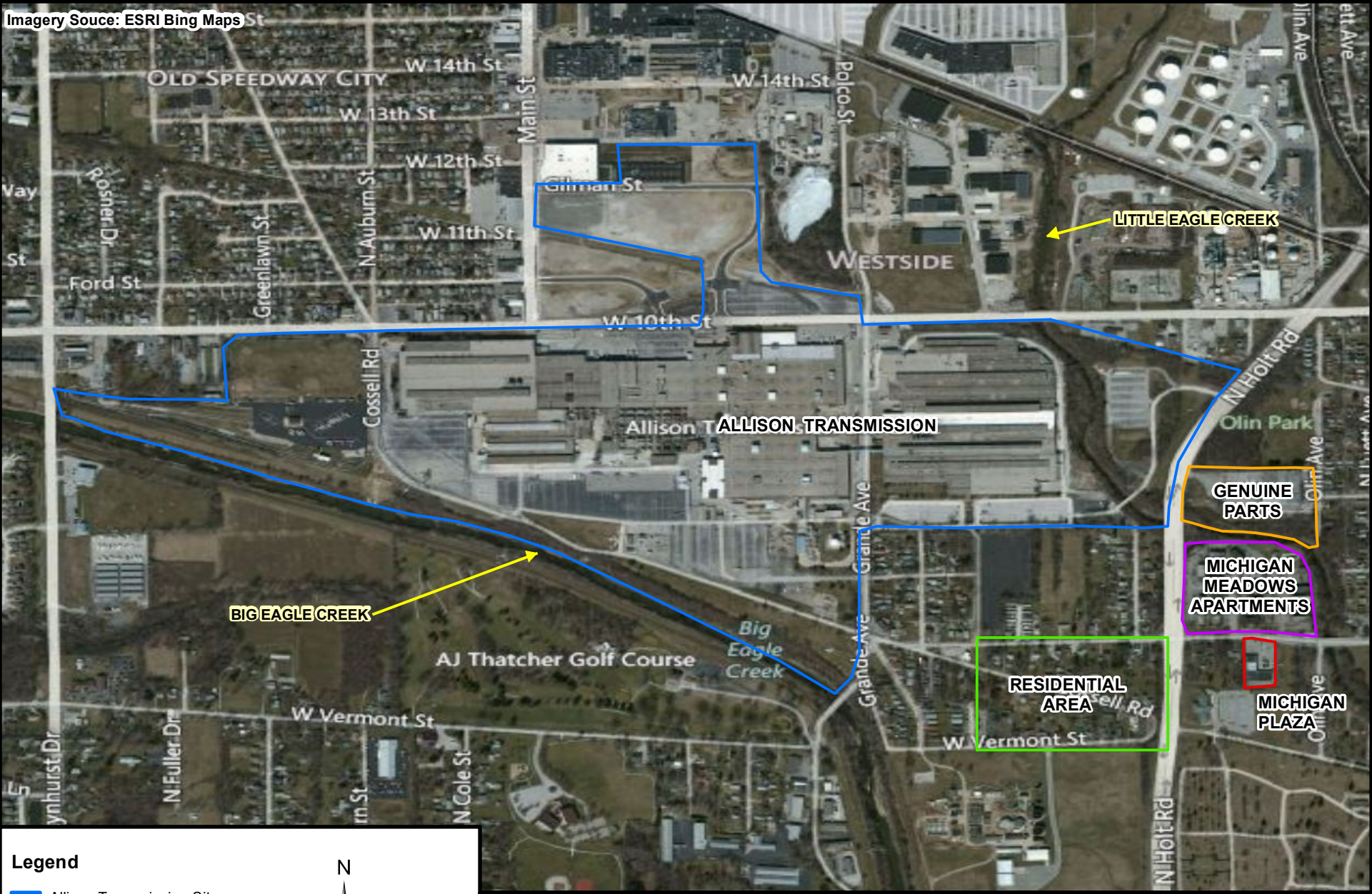
Prepared For:
U.S. EPA REGION V
 Contract No.: EP-S5-06-04
 TDD: S05-0001-1205-013
 DCN: 1856-2A-BBKP

Prepared By:
WESTON SOLUTIONS, INC.
 2501 Jolly Road
 Suite 100
 Okemos, MI 48864

Figure 1
 Study Area Location Map
 West Vermont Street
 Speedway, Marion County, Indiana

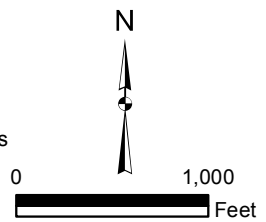
FILE: I:\GIS_Proiects\START\West_Vermont\mxd\TechMemo_Hydro_Evaluation\Revision_10\Fig_01_Study_Area_Location_Map.mxd 18/2013 4:13:56 PM slzjs


Imagery Source: ESRI Bing Maps St



Legend

- Allison Transmission Site
- Genuine Parts Site
- Michigan Meadows Apartments
- Michigan Plaza Site
- Residential Area



 Prepared For:
U.S. EPA REGION V
 Contract No.: EP-S5-06-04
 TDD: S05-0001-1205-013
 DCN: 1856-2A-BBKP


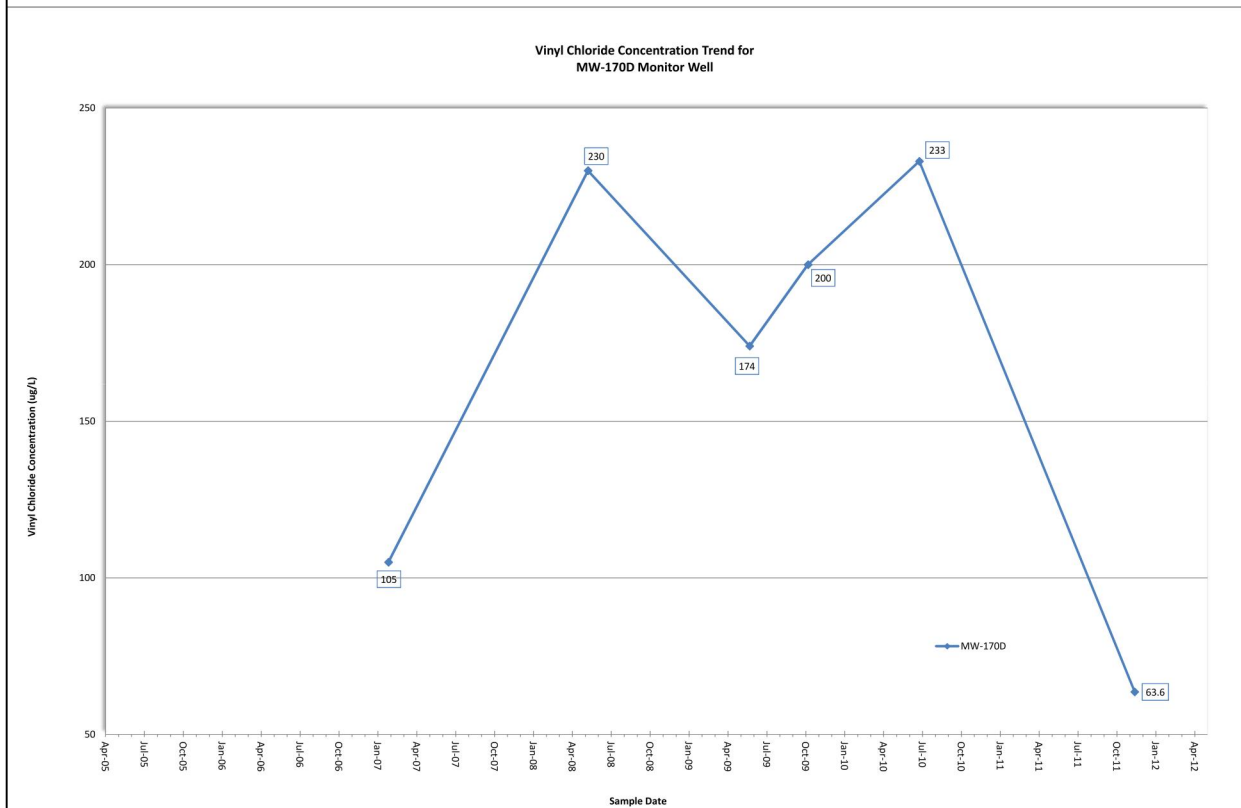
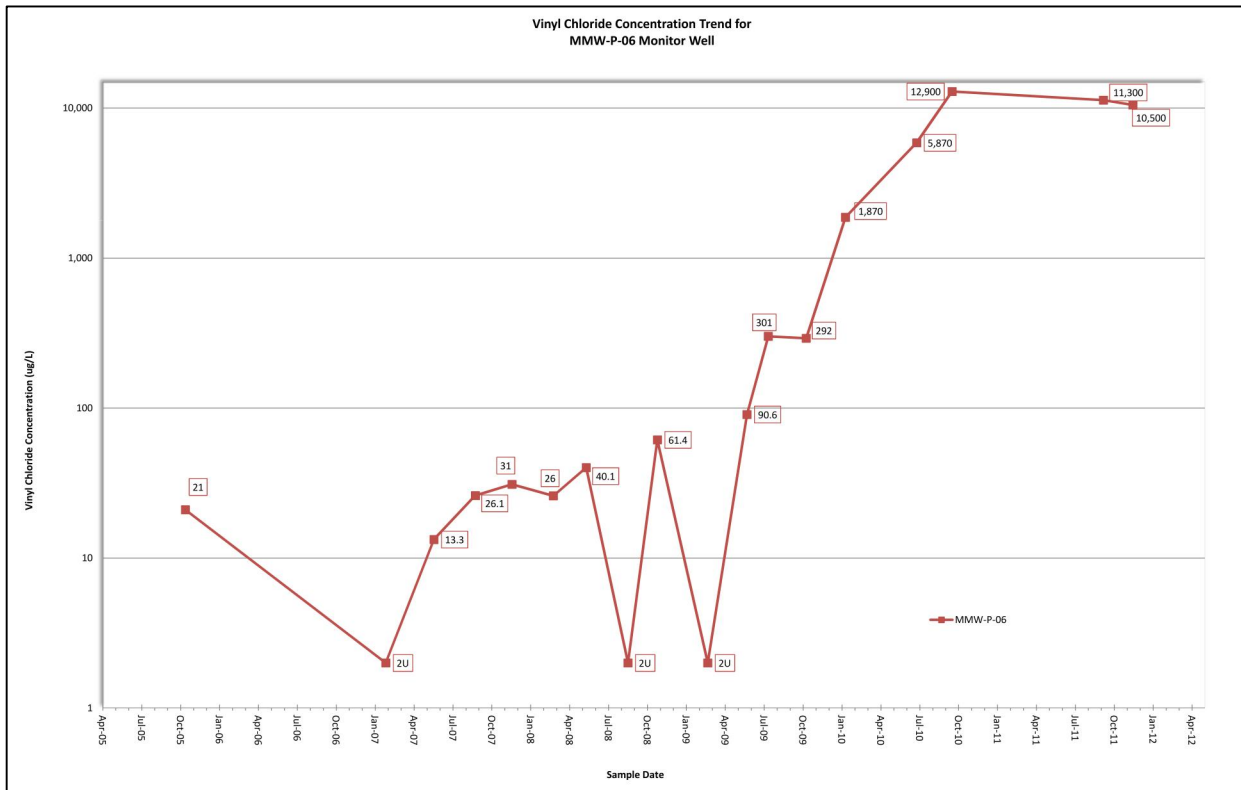
 Prepared By:
WESTON SOLUTIONS INC.
 2501 Jolly Road
 Suite 100
 Okemos, MI 48864

Figure 2
 Study Area Map
 West Vermont Street
 Speedway, Marion County, Indiana

FILE: T:\GIS_Projects\START\West_Vermont\mxd\TechMemo_Hydro_Evaluation\Revision_10\Fig_02_Study_Area_Map.mxd 1/8/2013 4:13:29 PM stolzs



Prepared for:
U.S. EPA. REGION V
 Contract No: EP-S5-06-04
 TDD: S05-0001-1205-013
 DCN: 1856-2A-BBKP

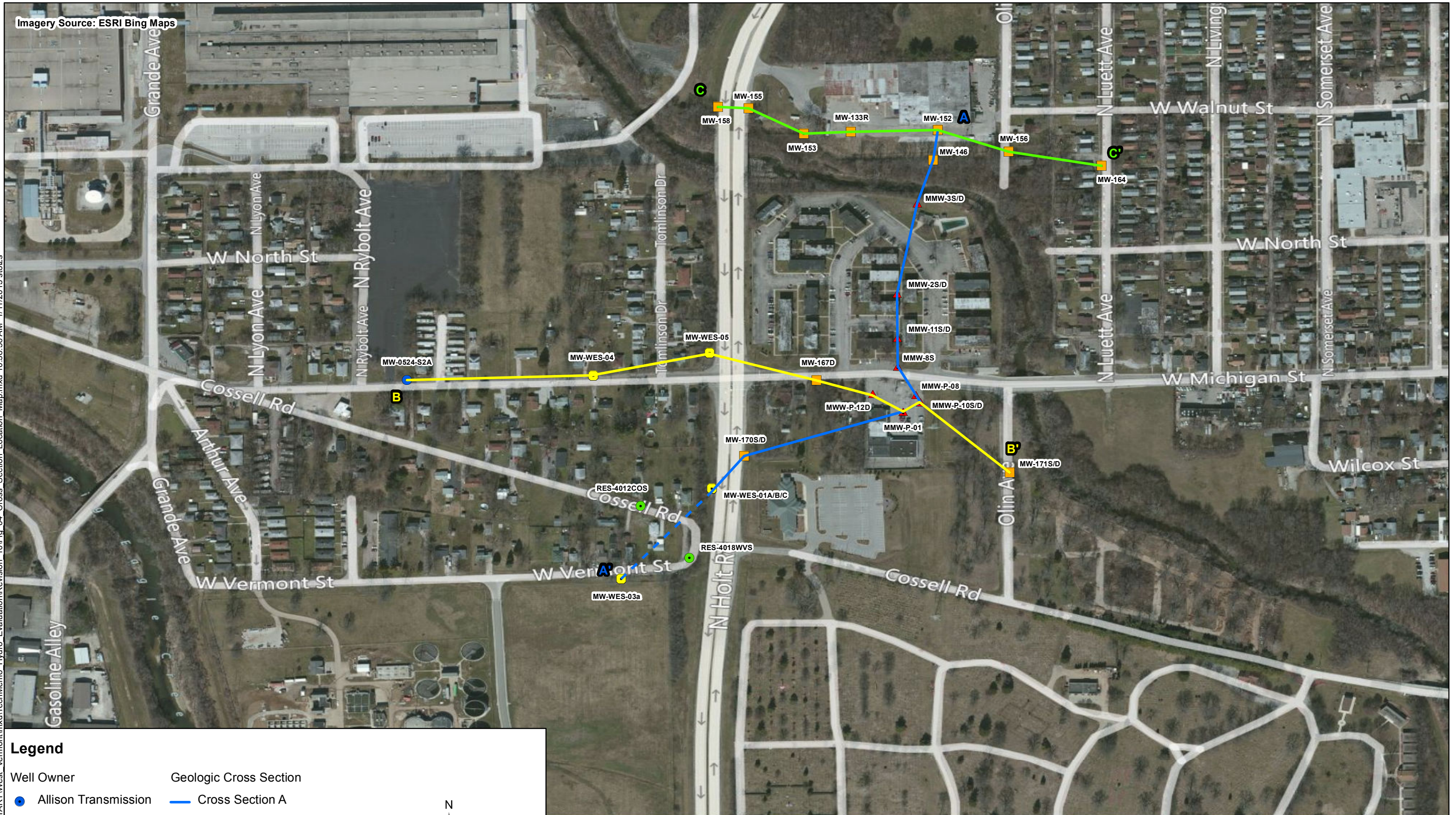


Prepared By:
WESTON SOLUTIONS, INC
 2501 Jolly Road
 Suite 100
 Okemos, Michigan 48864

Figure 3
 Vinyl Chloride Concentration Trends for MW-170D and MMW-P-06 Monitor Wells
 West Vermont Street
 Speedway, Marion County, Indiana

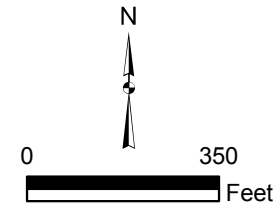
Imagery Source: ESRI Bing Maps

FILE: T:\GIS_Projects\START\West_Vermont\mxd\TechMemo_Hydro_Evaluation\Revision_10\Fig_04_Cross_Section_Location_Map.mxd 10:38:56 AM 1/11/2013 stolz



Legend

- | | |
|------------------------|-------------------------------|
| Well Owner | Geologic Cross Section |
| ● Allison Transmission | — Cross Section A |
| ■ Genuine Parts | — Cross Section B |
| ▲ Michigan Plaza | — Cross Section C |
| ● Residential | |
| ● U.S. EPA | |

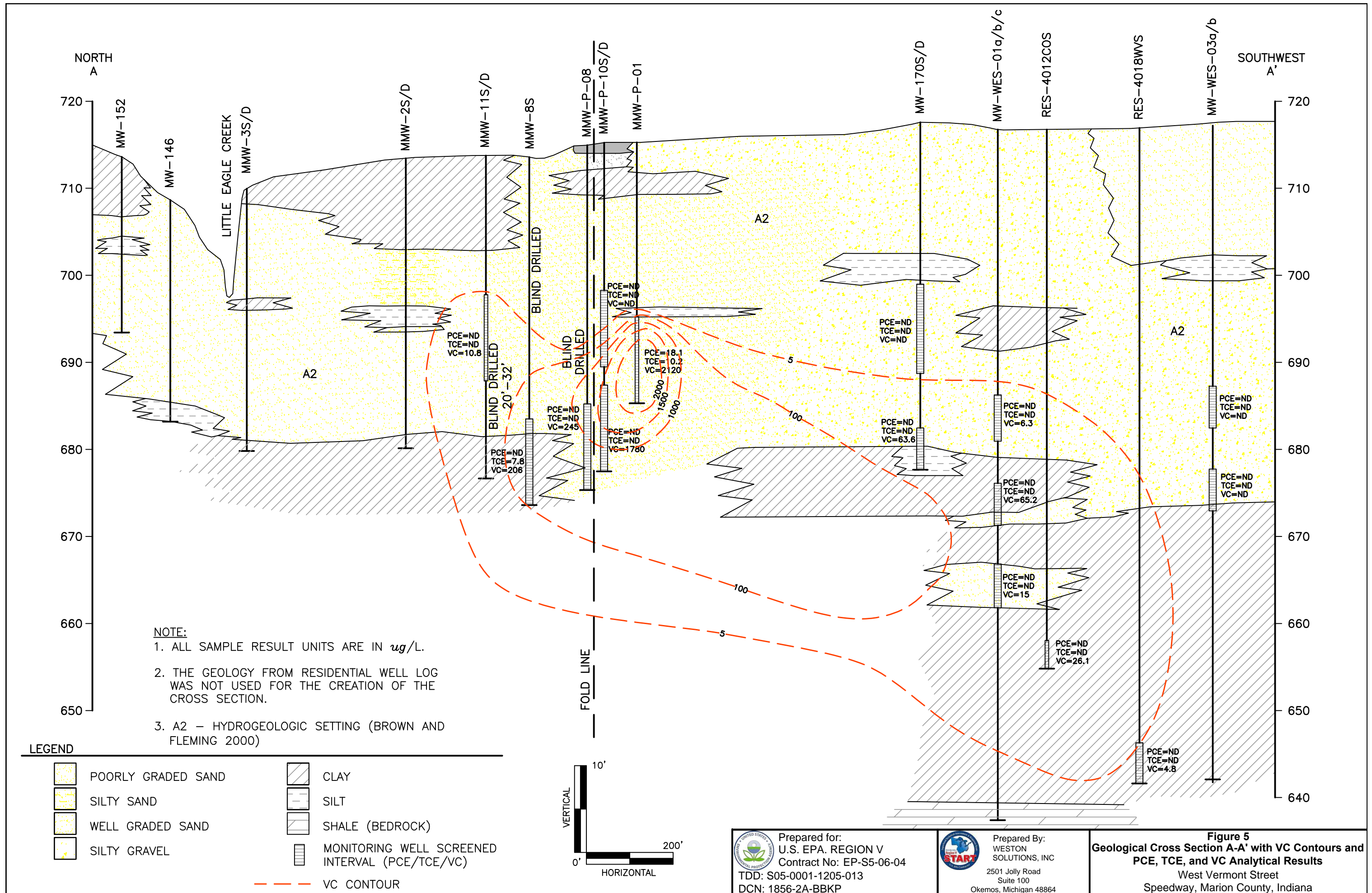


Prepared For:
U.S. EPA REGION V
 Contract No.: EP-S5-06-04
 TDD: S05-0001-1205-013
 DCN: 1856-2A-BBKP

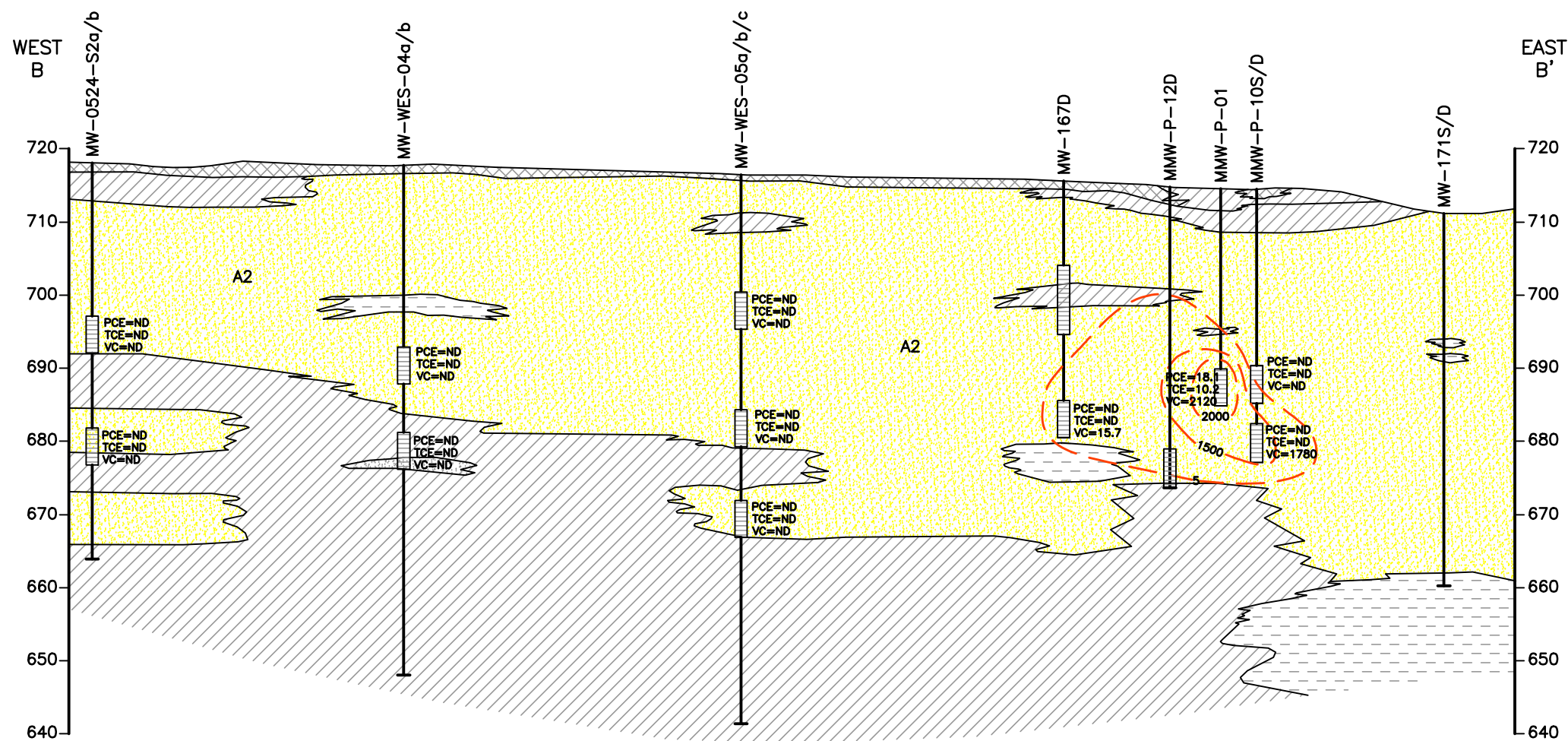


Prepared By:
WESTON SOLUTIONS, INC.
 2501 Jolly Road
 Suite 100
 Okemos, MI 48864

Figure 4
 Cross Section Location Map
 West Vermont Street
 Speedway, Marion County, Indiana



J:\CAD93\000\06810.dwg, 12/13/2012 10:02:07 AM

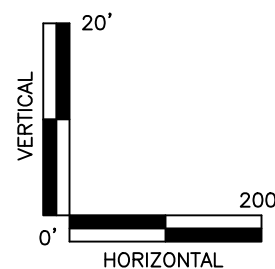


NOTE:

1. ALL SAMPLE RESULT UNITS ARE IN $\mu\text{g/L}$.
2. MMW-P-10S/D WAS BLIND DRILLED FROM 24 FT BGS TO 40 FT BGS.
3. A2 - HYDROGEOLOGIC SETTING (BROWN AND FLEMING 2000)

LEGEND

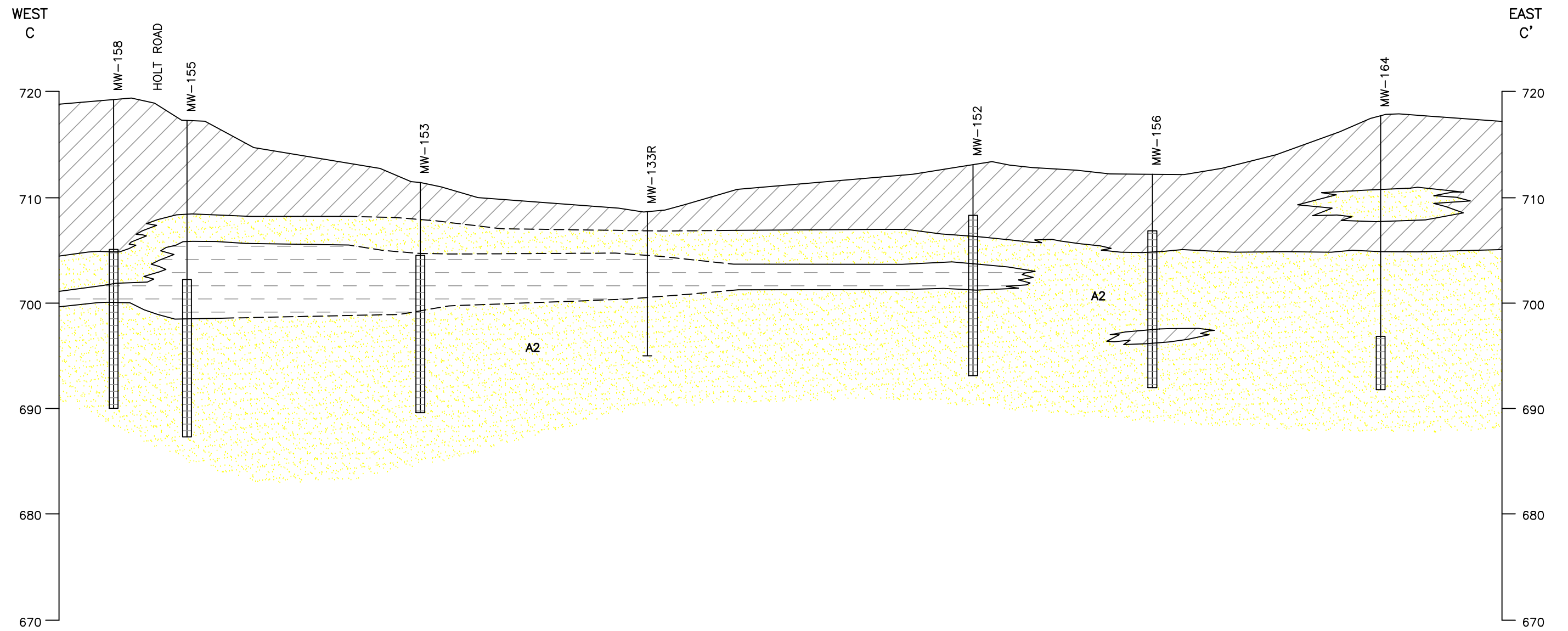
	FILL/TOPSOIL		MONITORING WELL SCREENED INTERVAL (PCE/TCE/VC)
	PLASTIC CLAY		VC CONTOUR
	SAND		
	SILT		








Prepared for:
 U.S. EPA. REGION V
 Contract No: EP-S5-06-04
 TDD: S05-0001-1205-013
 DCN: 1856-2A-BBKP

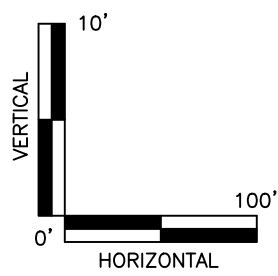
Prepared By:
 WESTON SOLUTIONS, INC
 2501 Jolly Road
 Suite 100
 Okemos, Michigan 48864

Figure 6
Geological Cross Section B-B' with VC Contours and PCE, TCE, and VC Analytical Results
 West Vermont Street
 Speedway, Marion County, Indiana



LEGEND

-  FILL/TOPSOIL
-  PLASTIC CLAY
-  SAND
-  SILT
-  MONITORING WELL SCREENED INTERVAL



NOTE:

1. A2 – HYDROGEOLOGIC SETTING (BROWN AND FLEMING 2000)



Prepared for:
 U.S. EPA. REGION V
 Contract No: EP-S5-06-04
 TDD: S05-0001-1205-013
 DCN: 1856-2A-BBKP

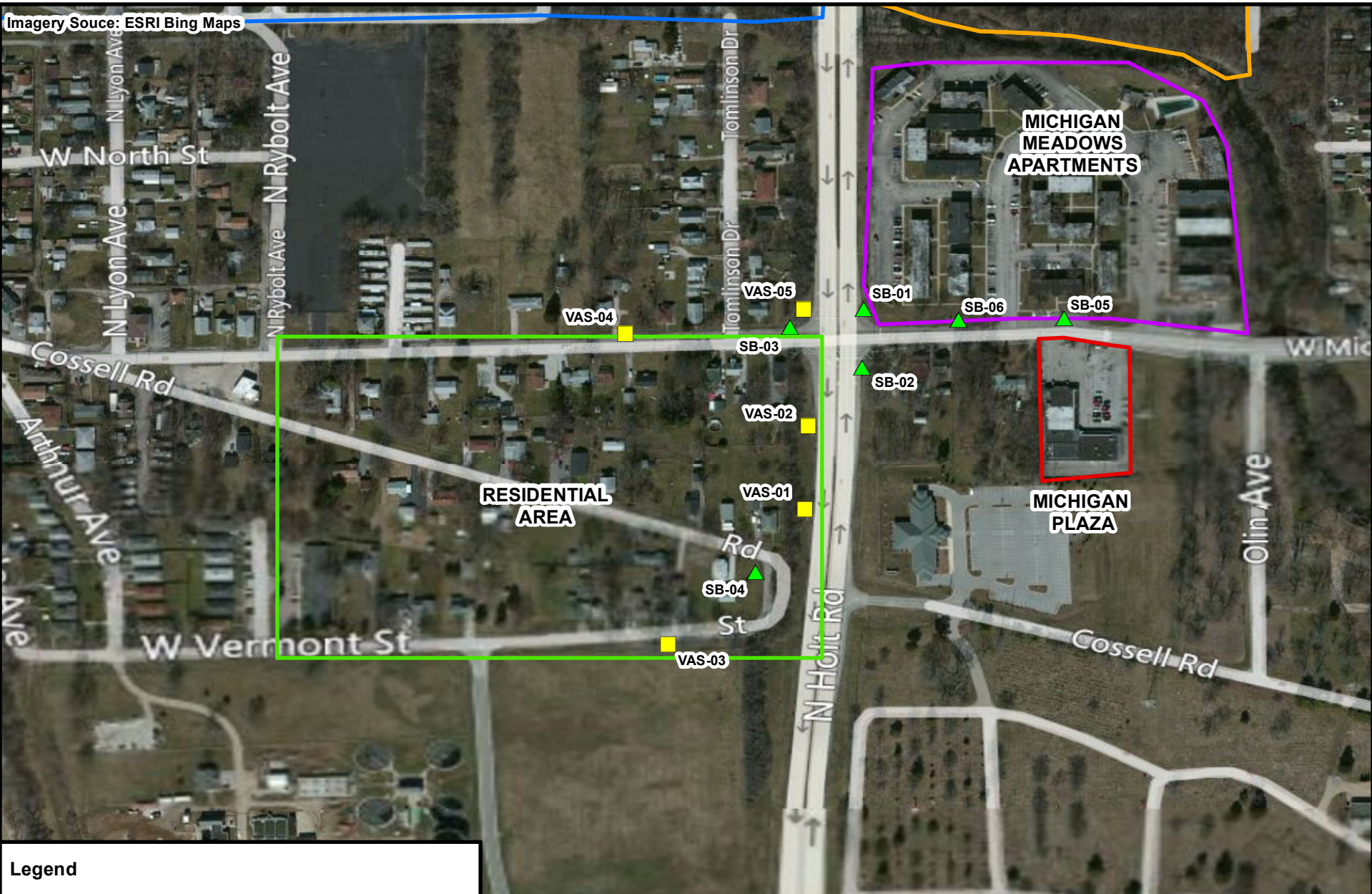


Prepared By:
 WESTON
 SOLUTIONS, INC
 2501 Jolly Road
 Suite 100
 Okemos, Michigan 48864

Figure 7
Geologic Cross Section C-C'
 West Vermont Street
 Speedway, Marion County, Indiana


Imagery Source: ESRI Bing Maps

FILE: T:\GIS_Projects\START\West_Vermont\mxd\TechMemo_Hydro_Evaluation\Revision_10\Fig_08_Geoprobe_VAS.mxd 1/8/2013 4:12:50 PM stloz



Legend

-  Allison Transmission Site
 -  Genuine Parts Site
 -  Michigan Meadows Apartments
 -  Michigan Plaza Site
 -  Residential Area
 -  Geoprobe Location
 -  VAS Location
- 0 350 Feet
- 

 Prepared For:
U.S. EPA REGION V
 Contract No.: EP-S5-06-04
 TDD: S05-0001-1205-013
 DCN: 1856-2A-BBKP


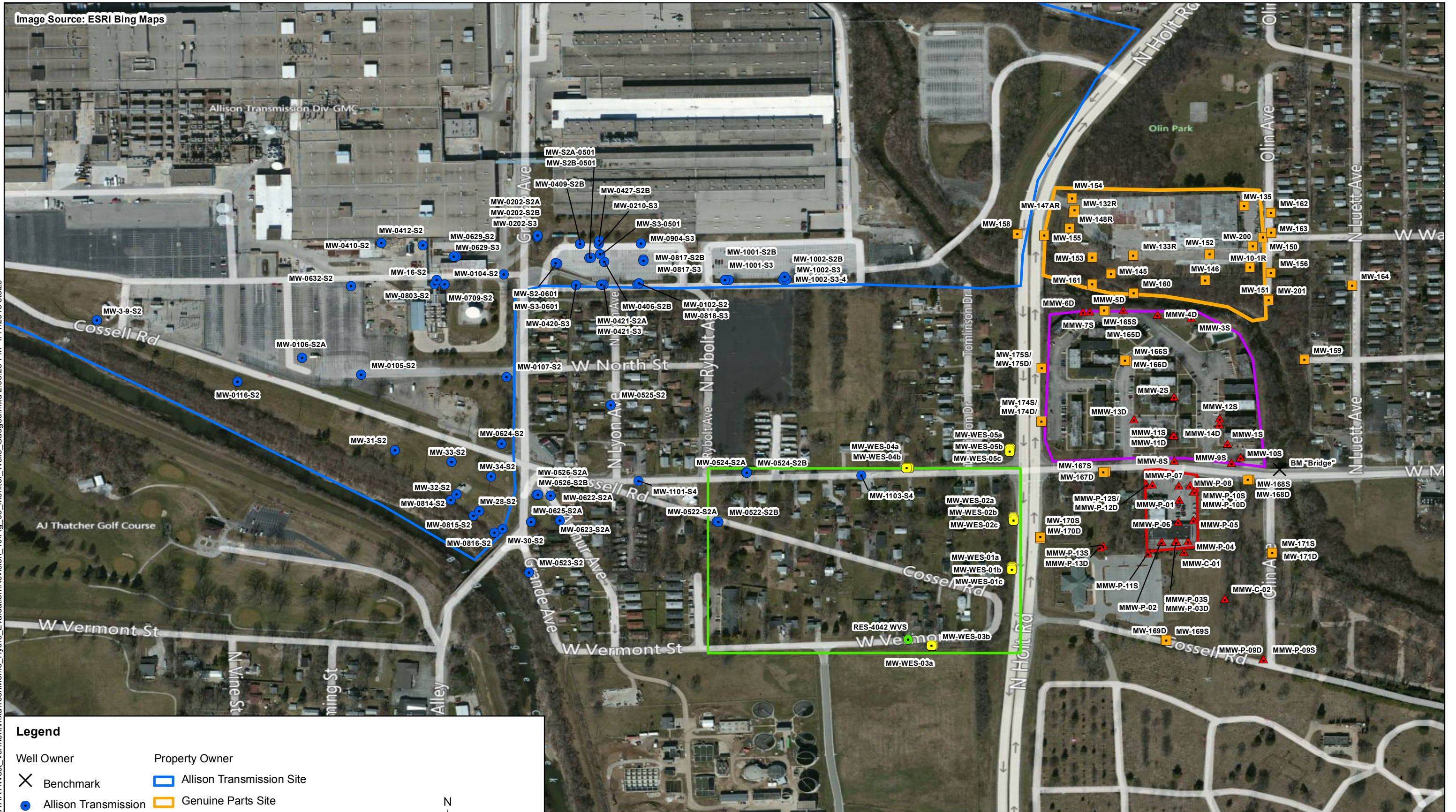
 Prepared By:
WESTON SOLUTIONS INC.
 2501 Jolly Road
 Suite 100
 Okemos, MI 48864

Figure 8
 Geoprobe and VAS Location Map
 West Vermont Street
 Speedway, Marion County, Indiana

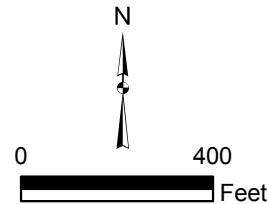
Image Source: ESRI Bing Maps

FILE: T:\GIS_Projects\START\West_Vermont\mxd\TechMemo_Hydro_Evaluation\Revision_10\Fig_09_Monitor_Wells_Gauged.mxd 2:08:25 PM 1/11/2013 stolzs



Legend

- | | |
|------------------------|-------------------------------|
| Well Owner | Property Owner |
| ✕ Benchmark | ■ Allison Transmission Site |
| ● Allison Transmission | ■ Genuine Parts Site |
| ■ Genuine Parts | ■ Michigan Meadows Apartments |
| ▲ Michigan Plaza | ■ Michigan Plaza Site |
| ● Residential | ■ Residential Area |
| ● U.S. EPA | |



Prepared For:
U.S. EPA REGION V
 Contract No.: EP-S5-06-04
 TDD: S05-0001-1205-013
 DCN: 1856-2A-BBKP

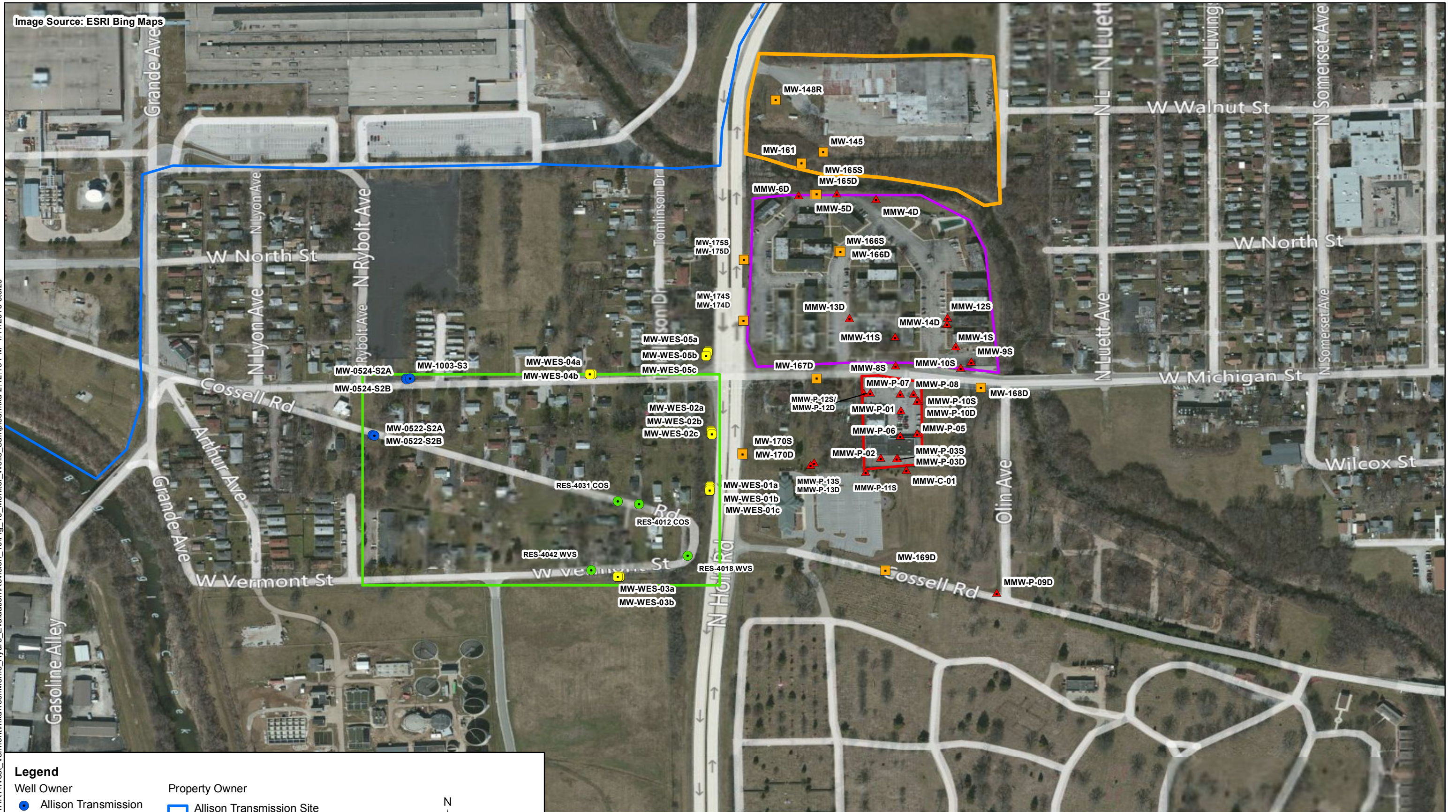


Prepared By:
WESTON SOLUTIONS, INC.
 2501 Jolly Road
 Suite 100
 Okemos, MI 48864

Figure 9
 Monitoring Wells Gauged
 West Vermont Street
 Speedway, Marion County, Indiana

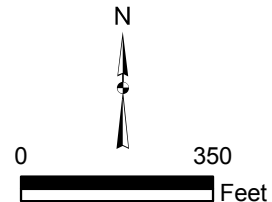
Image Source: ESRI Bing Maps

FILE: T:\GIS_Projects\START\West_Vermont\TechMemo_Hydro_Evaluation\Revision_10\Fig_10_Monitor_Wells_Sampled.mxd 2:12:13 PM 1/11/2013 stolzs



Legend

- | | |
|------------------------|-------------------------------|
| Well Owner | Property Owner |
| ● Allison Transmission | □ Allison Transmission Site |
| ■ Genuine Parts | □ Genuine Parts Site |
| ▲ Michigan Plaza | □ Michigan Meadows Apartments |
| ● Residential | □ Michigan Plaza Site |
| ● U.S. EPA | □ Residential Area |



Prepared For:
U.S. EPA REGION V
 Contract No.: EP-S5-06-04
 TDD: S05-0001-1205-013
 DCN: 1856-2A-BBKP

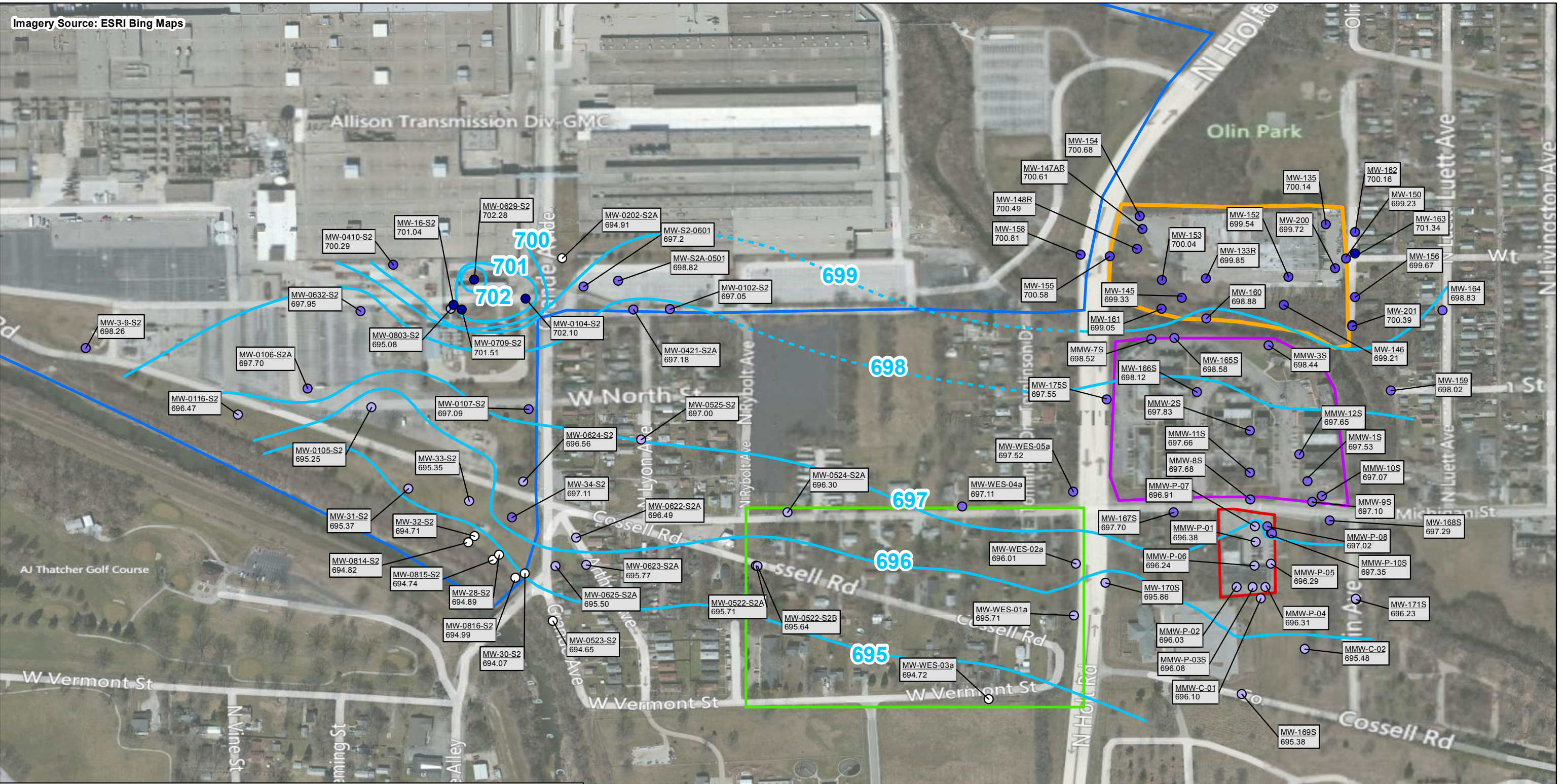


Prepared By:
WESTON SOLUTIONS, INC.
 2501 Jolly Road
 Suite 100
 Okemos, MI 48864

Figure 10
 Monitoring Wells Sampled
 West Vermont Street
 Speedway, Marion County, Indiana

Imagery Source: ESRI Bing Maps

FILE: T:\GIS_Projects\START\West_Vermont\mxd\TechMemo_Hydro_Evaluation\Revision_10\Fig_11_Shallow_A2mw_PotSurface.mxd 4:35:08 PM 1/8/2013 st01z

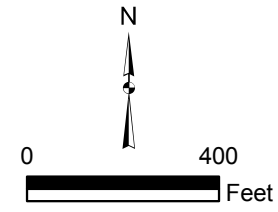


Legend

- Potentiometric Isocontour
- Groundwater Elevation (feet)
- 694-695
- 695-697
- 697-699
- 699-701
- >701

- Property Owner
- Allison Transmission Site
 - Genuine Parts Site
 - Michigan Meadows Apartments
 - Michigan Plaza Site
 - Residential Area

Shallow- Monitoring wells where the top of the screen is at or above the water table or potentiometric surface to a depth of approximately 10' below the water table



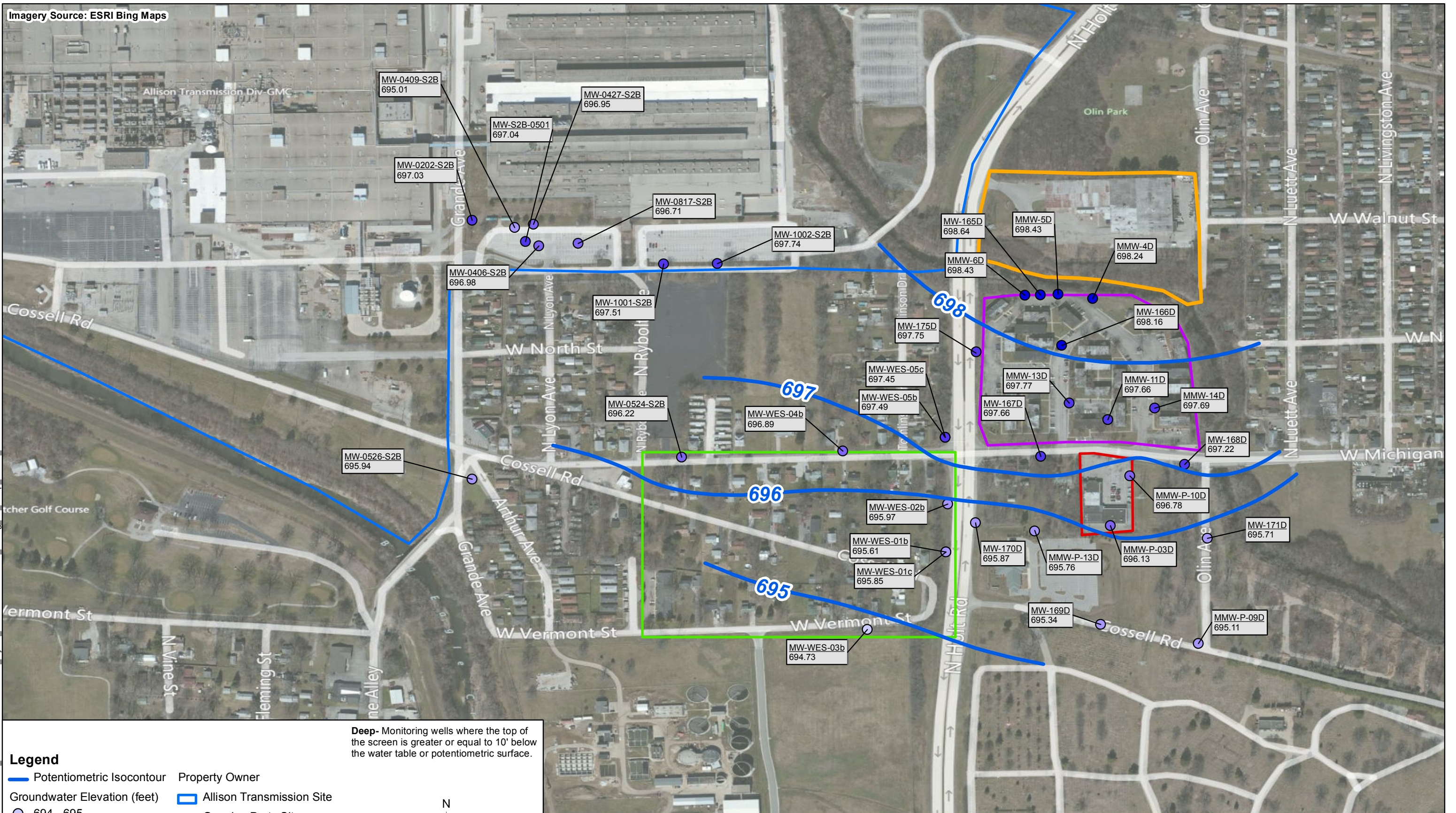
Prepared For:
U.S. EPA REGION V
 Contract No.: EP-S5-06-04
 TDD: S05-0001-1205-013
 DCN: 1856-2A-BBKP

Prepared By:
WESTON SOLUTIONS, INC.
 2501 Jolly Road
 Suite 100
 Okemos, MI 48864

Figure 11
 Potentiometric Surface Map for Shallow A2
 Monitoring Wells - December 2011
 West Vermont Street
 Speedway, Marion County, Indiana

FILE: T:\GIS_Projects\START\West_Vermont\mxd\TechMemo_Hydro_Evaluation\Revision_10\Fig_12_Deep_A2mw_PotSurface.mxd 4:10:35 PM 1/8/2013 stajls

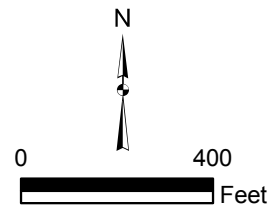
Imagery Source: ESRI Bing Maps



Legend

- | | |
|------------------------------|-------------------------------|
| — Potentiometric Isocontour | Property Owner |
| Groundwater Elevation (feet) | □ Allison Transmission Site |
| ○ 694 - 695 | □ Genuine Parts Site |
| ○ 695-696 | □ Michigan Meadows Apartments |
| ○ 696-697 | □ Michigan Plaza Site |
| ○ 697-698 | □ Residential Area |
| ○ 698-699 | |

Deep- Monitoring wells where the top of the screen is greater or equal to 10' below the water table or potentiometric surface.

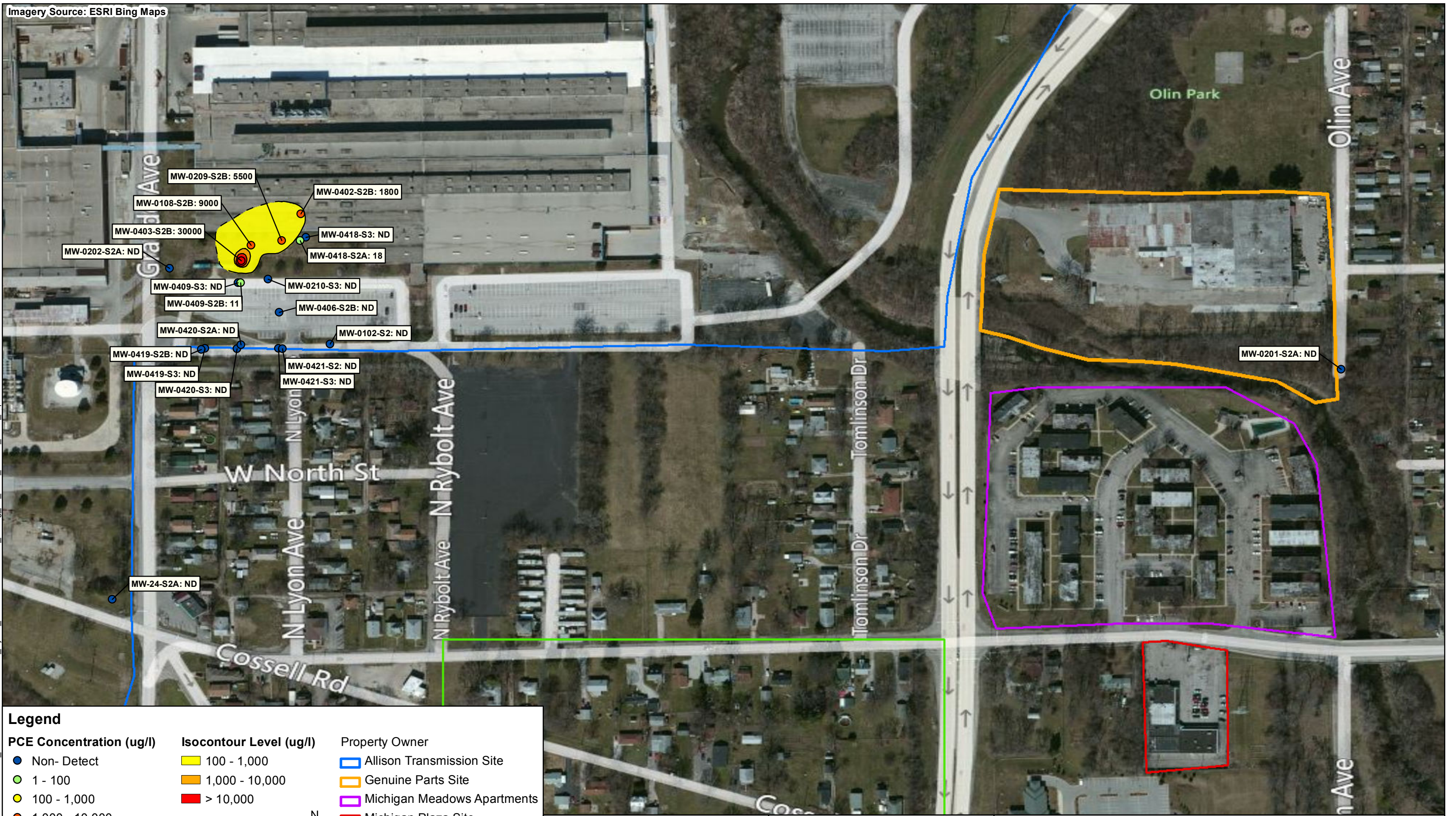


Prepared For:
U.S. EPA REGION V
 Contract No.: EP-S5-06-04
 TDD: S05-0001-1205-013
 DCN: 1856-2A-BBKP



Prepared By:
WESTON SOLUTIONS, INC.
 2501 Jolly Road
 Suite 100
 Okemos, MI 48864

Figure 12
 Potentiometric Surface Map for Deep A2
 Monitoring Wells - December 2011
 West Vermont Street
 Speedway, Marion County, Indiana



Legend

PCE Concentration (ug/l)	Isocontour Level (ug/l)	Property Owner
● Non-Detect	100 - 1,000	■ Allison Transmission Site
● 1 - 100	1,000 - 10,000	■ Genuine Parts Site
● 100 - 1,000	> 10,000	■ Michigan Meadows Apartments
● 1,000 - 10,000		■ Michigan Plaza Site
● > 10,000		■ Residential Area

MW-24-S2A:ND Monitoring Well and Analytical Result (Favero 2012: ARCADIS 2012)

0 250 Feet



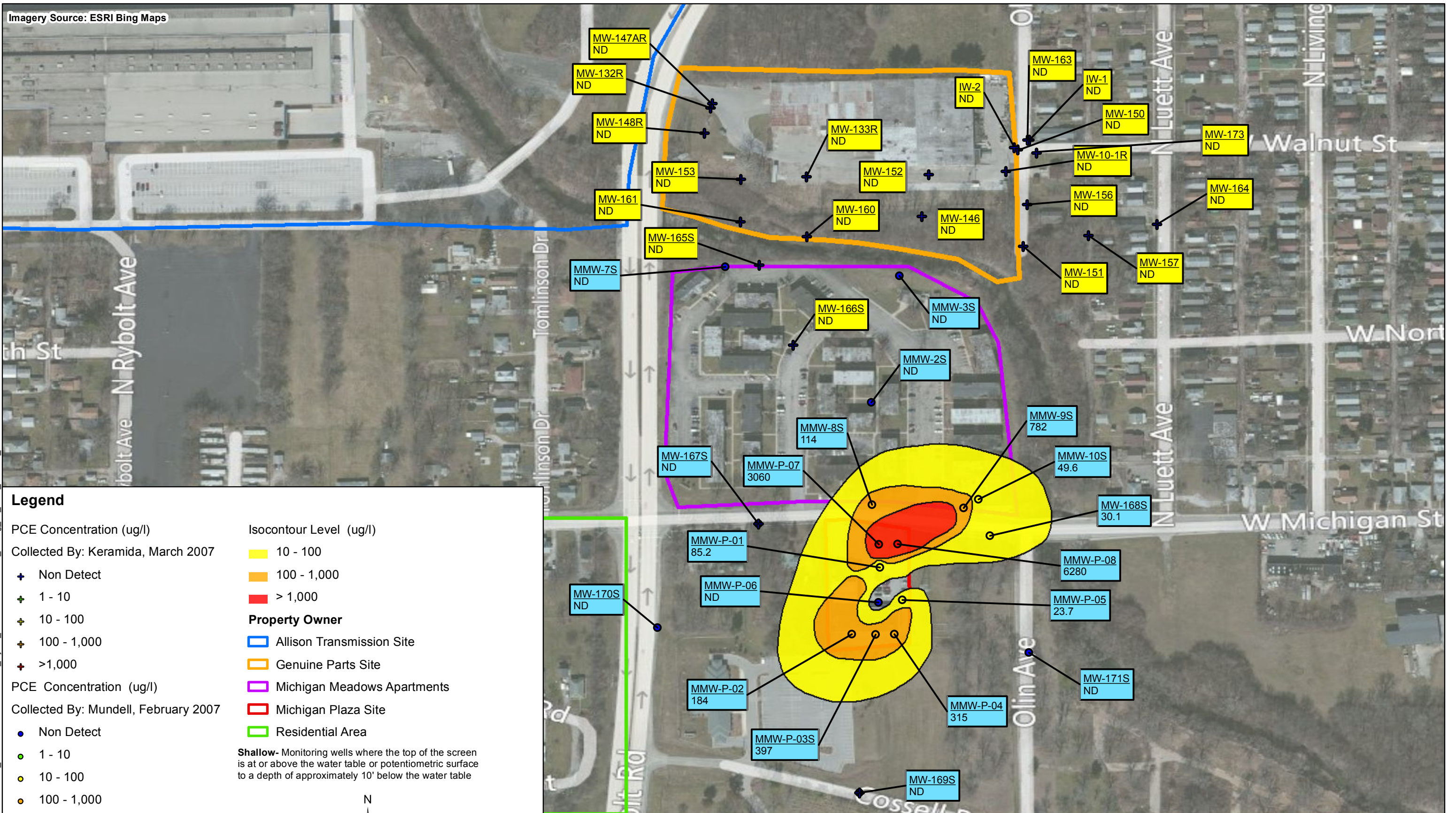
Prepared For:
U.S. EPA REGION V
 Contract No.: EP-S5-06-04
 TDD: S05-0001-1205-013
 DCN: 1856-2A-BBKP



Prepared By:
WESTON SOLUTIONS, INC.
 2501 Jolly Road
 Suite 100
 Okemos, MI 48864

Figure 13
 PCE Isoconcentration Contours for Allison Transmission
 Monitoring Wells - 2nd Quarter 2005
 West Vermont Street
 Speedway, Marion County, Indiana

FILE: T:\GIS_Projects\START_Vermont\mxd\TechMemo_Hydro_Evaluation\Revision_10\Fig_14_PCE_shallow_2007.mxd 11:00:29 AM 1/9/2013 stolzs



Legend

- PCE Concentration (ug/l)
 Collected By: Keramida, March 2007
- + Non Detect
 - + 1 - 10
 - + 10 - 100
 - + 100 - 1,000
 - + >1,000

- Isocontour Level (ug/l)
- 10 - 100
 - 100 - 1,000
 - > 1,000

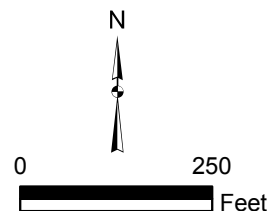
Property Owner

- Allison Transmission Site
- Genuine Parts Site
- Michigan Meadows Apartments
- Michigan Plaza Site
- Residential Area

- PCE Concentration (ug/l)
 Collected By: Mundell, February 2007
- Non Detect
 - 1 - 10
 - 10 - 100
 - 100 - 1,000
 - >1,000

- MW-1101-S4 ND Monitoring Well and Analytical Result (Mundell 2007)
- MMW-P-13D ND Monitoring Well and Analytical Result (Keramida 2010)

Shallow- Monitoring wells where the top of the screen is at or above the water table or potentiometric surface to a depth of approximately 10' below the water table

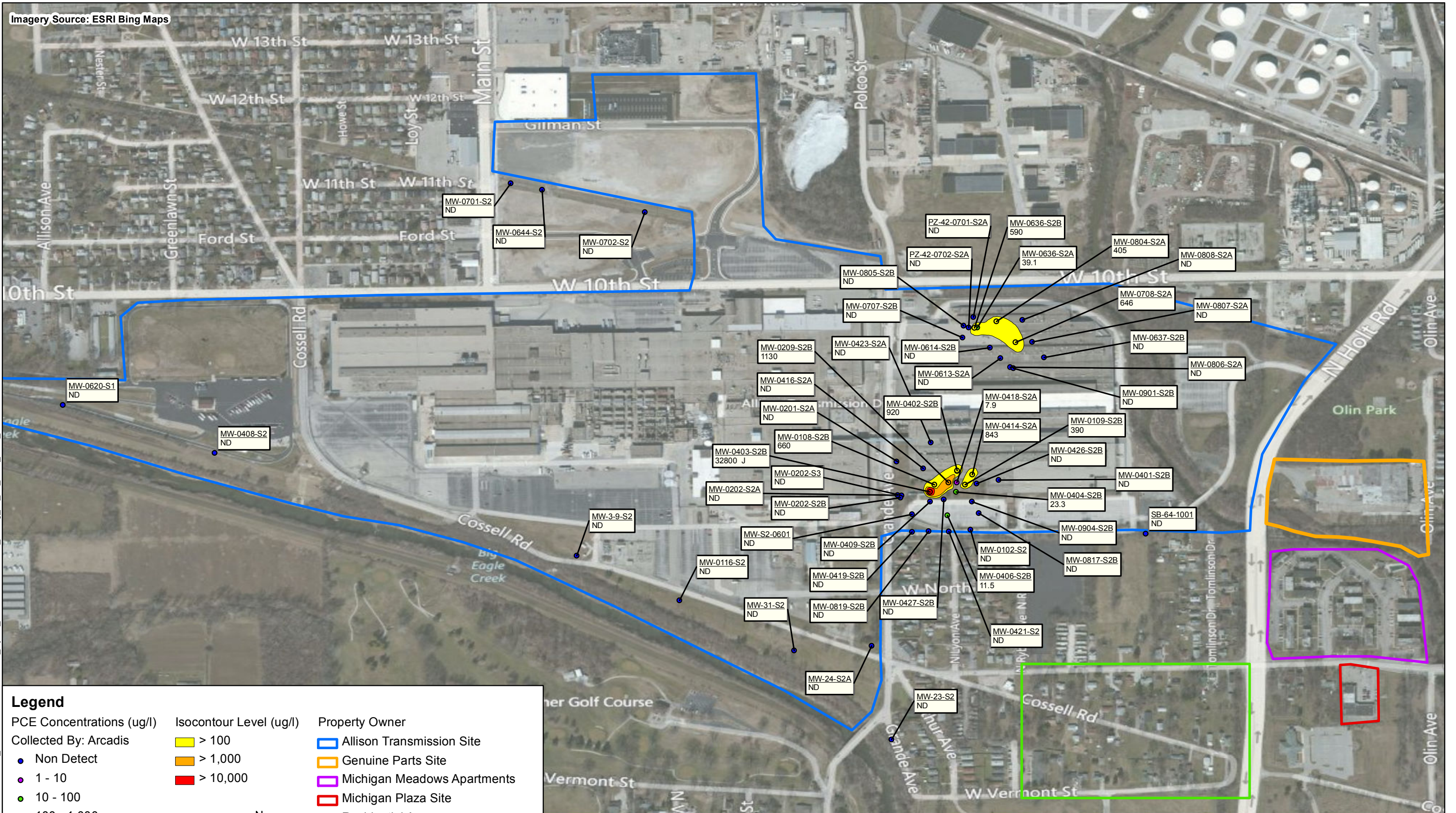


Prepared For:
U.S. EPA REGION V
 Contract No.: EP-S5-06-04
 TDD: S05-0001-1205-013
 DCN: 1856-2A-BBKP



Prepared By:
WESTON SOLUTIONS, INC.
 2501 Jolly Road
 Suite 100
 Okemos, MI 48864

Figure 14
 PCE Isoconcentration Contours for Shallow Monitoring Wells
 East of Holt Road - 1st Quarter 2007
 West Vermont Street
 Speedway, Marion County, Indiana



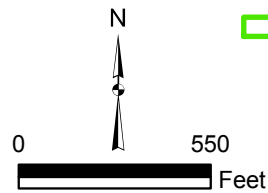
Legend

- PCE Concentrations (ug/l)
 Collected By: Arcadis
- Non Detect
 - 1 - 10
 - 10 - 100
 - 100 - 1,000
 - 1,000 - 10,000
 - > 10,000

- Isocontour Level (ug/l)
- > 100
 - > 1,000
 - > 10,000

- Property Owner
- Allison Transmission Site
 - Genuine Parts Site
 - Michigan Meadows Apartments
 - Michigan Plaza Site
 - Residential Area

MW-23-S2
ND
Monitoring Well and Analytical Result (Favero 2012: ARCADIS 2012)



Shallow- Monitoring wells where the top of the screen is at or above the water table or potentiometric surface to a depth of approximately 10' below the water table

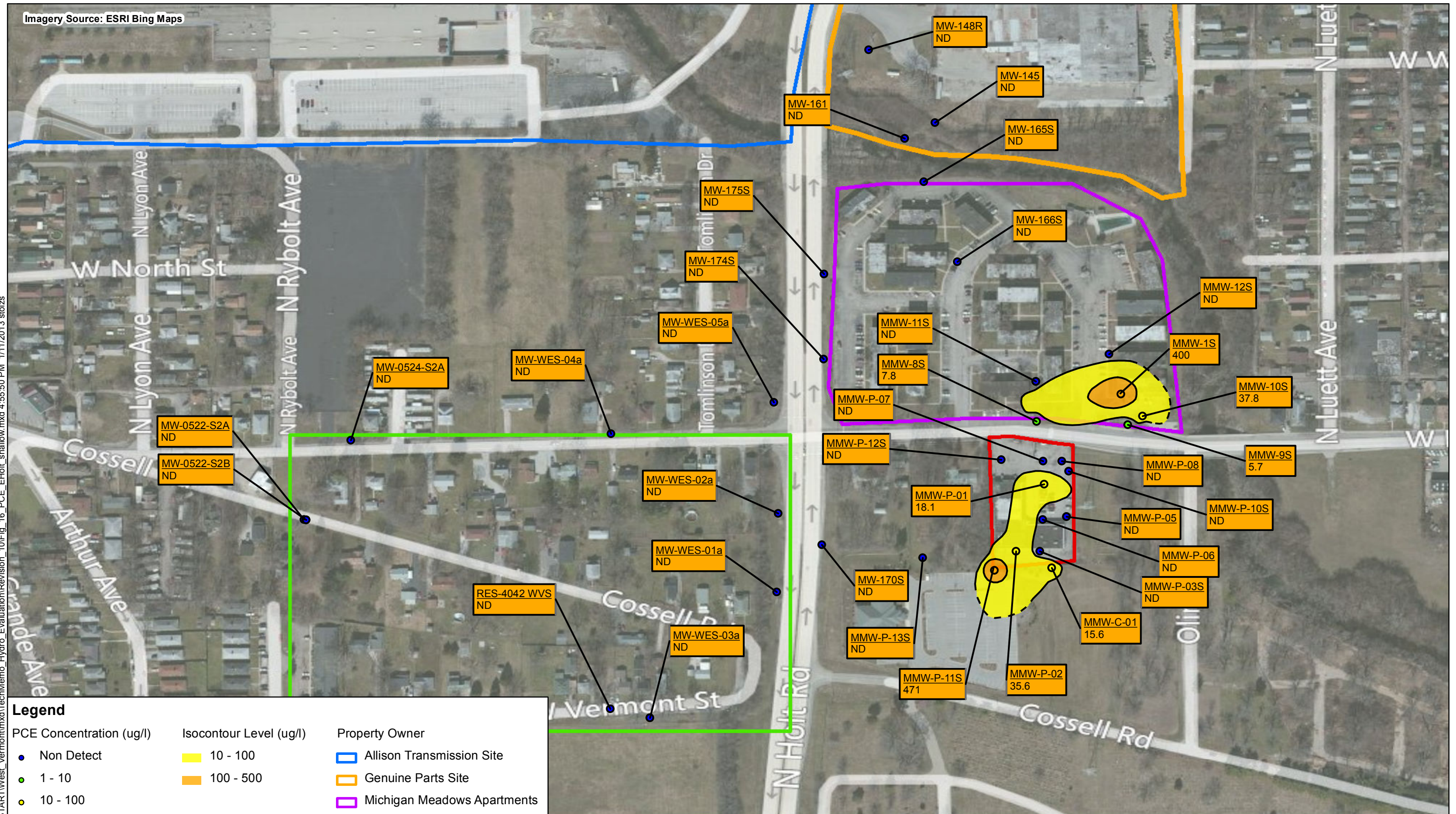


Prepared For:
U.S. EPA REGION V
 Contract No.: EP-S5-06-04
 TDD: S05-0001-1205-013
 DCN: 1856-2A-BBKP



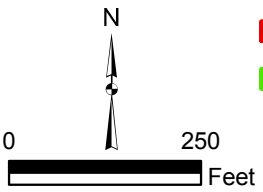
Prepared By:
WESTON SOLUTIONS, INC.
 2501 Jolly Road
 Suite 100
 Okemos, MI 48864

Figure 15
 PCE Isoconcentration Contours for Shallow Monitoring Wells
 at Allison Transmission - Sept-Nov 2011
 West Vermont Street
 Speedway, Marion County, Indiana



Legend

PCE Concentration (ug/l)		Isocontour Level (ug/l)		Property Owner	
●	Non Detect	■	10 - 100	■	Allison Transmission Site
●	1 - 10	■	100 - 500	■	Genuine Parts Site
●	10 - 100			■	Michigan Meadows Apartments
●	100 - 500			■	Michigan Plaza Site
●	>500			■	Residential Area
■	MW-161 ND				Monitoring Well and Analytical Result (Weston collected data)

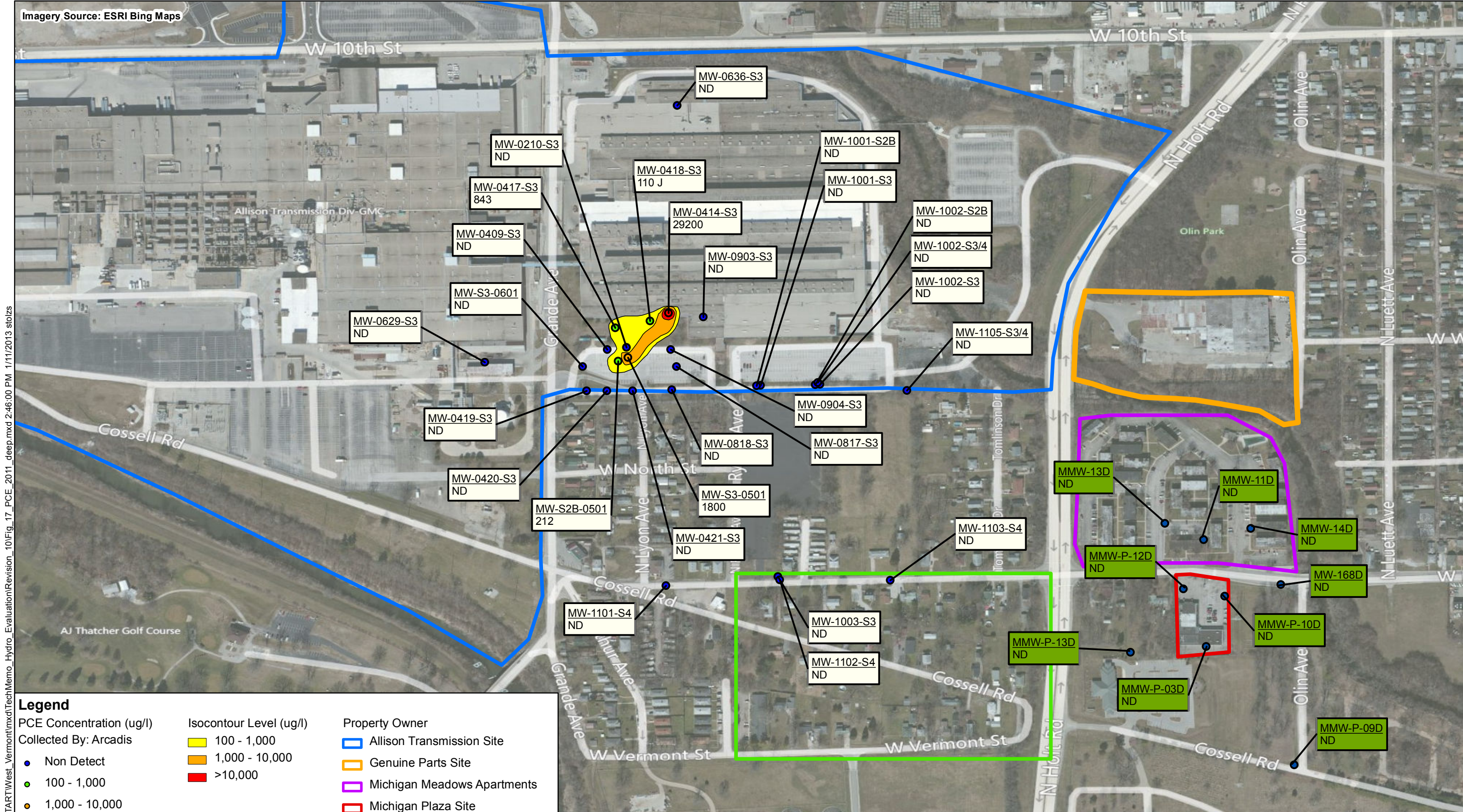


Prepared For:
U.S. EPA REGION V
 Contract No.: EP-S5-06-04
 TDD: S05-0001-1205-013
 DCN: 1856-2A-BBKP



Prepared By:
WESTON SOLUTIONS, INC.
 2501 Jolly Road
 Suite 100
 Okemos, MI 48864

Figure 16
 PCE Isoconcentration Contours for Shallow Monitoring Wells
 Eastern Portion of the Study Area - 4th Quarter 2011
 West Vermont Street
 Speedway, Marion County, Indiana



Imagery Source: ESRI Bing Maps


FILE: T:\GIS\Projects\START\West_Vermont\mxd\TechMemo_Hydro_Evaluation\Revision_10\Fig_17_PCE_2011_deep.mxd 2:46:00 PM 11/11/2013 stolzs

Legend

PCE Concentration (ug/l) Collected By: Arcadis	Isocontour Level (ug/l)	Property Owner
● Non Detect	100 - 1,000	■ Allison Transmission Site
● 100 - 1,000	1,000 - 10,000	■ Genuine Parts Site
● 1,000 - 10,000	>10,000	■ Michigan Meadows Apartments
● >10,000		■ Michigan Plaza Site
		■ Residential Area

MW-1101-S4 ND Monitoring Well and Analytical Result (Favero 2012; ARCADIS 2012)
 MMW-P-13D ND Monitoring Well and Analytical Result (ENVIRON 2012)

0 400 Feet
 Deep- Monitoring wells where the top of the screen is greater or equal to 10' below the water table or potentiometric surface.


 Prepared For:
U.S. EPA REGION V
 Contract No.: EP-S5-06-04
 TDD: S05-0001-1205-013
 DCN: 1856-2A-BBKP


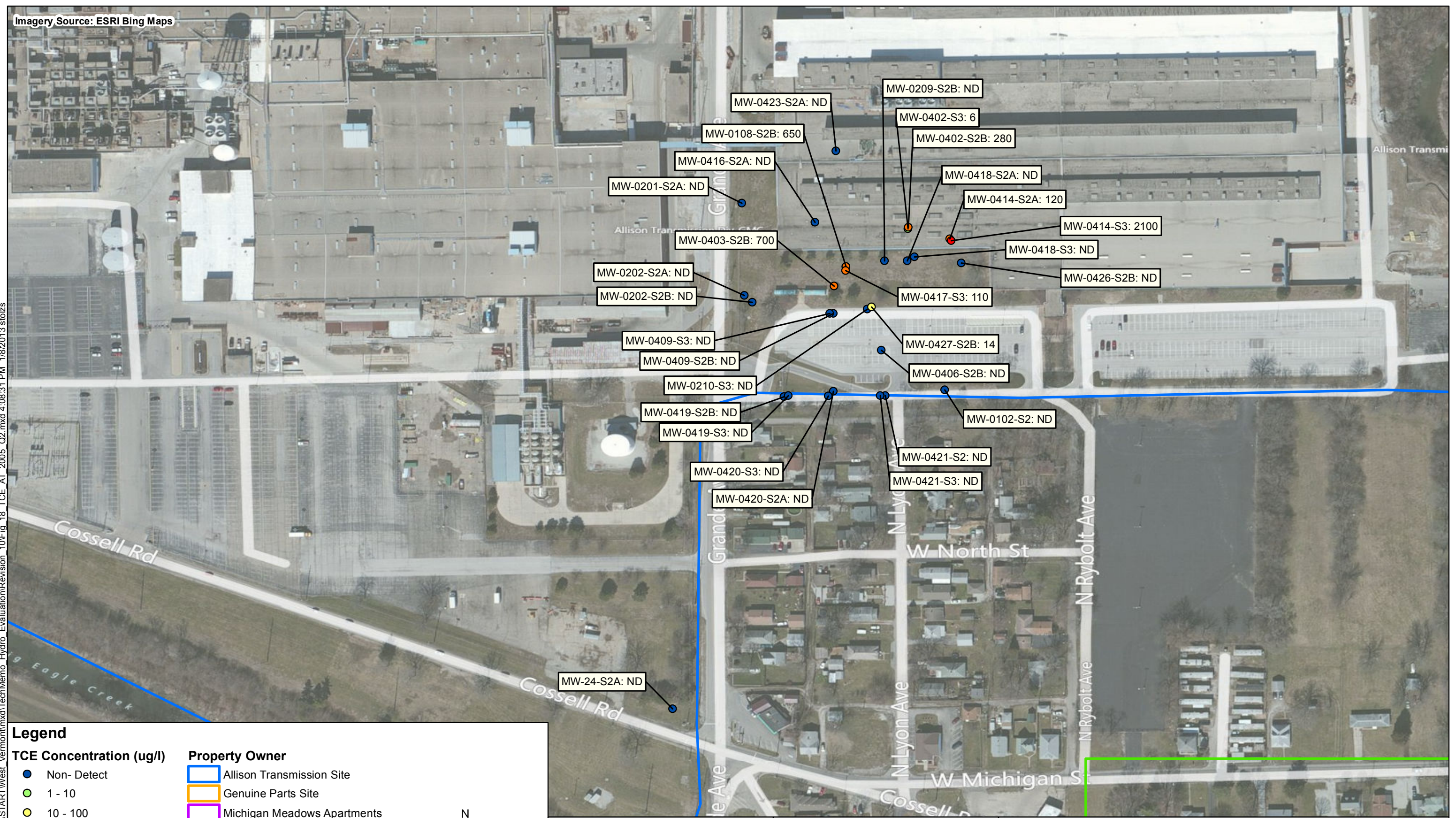

 Prepared By:
WESTON SOLUTIONS, INC.
 2501 Jolly Road
 Suite 100
 Okemos, MI 48864

Figure 17
 PCE Isoconcentration Contours in Deep Monitoring Wells
 Sept - Nov 2011
 West Vermont Street
 Speedway, Marion County, Indiana

FILE: T:\GIS\Projects\START\West_Vermont\mxd\TechMemo_Hydro_Evaluation\Revision_10\Fig_18_TCE_AT_2005_Q2.mxd 4:08:31 PM 1/8/2013 stolz

Imagery Source: ESRI Bing Maps



Legend

TCE Concentration (ug/l)	Property Owner
● Non-Detect	□ Allison Transmission Site
● 1 - 10	□ Genuine Parts Site
● 10 - 100	□ Michigan Meadows Apartments
● 100 - 1,000	□ Michigan Plaza Site
● > 1,000	□ Residential Area

MW-24-S2A:ND Monitoring Well and Analytical Result (Favero 2012; ARCADIS 2012)

0 200 Feet

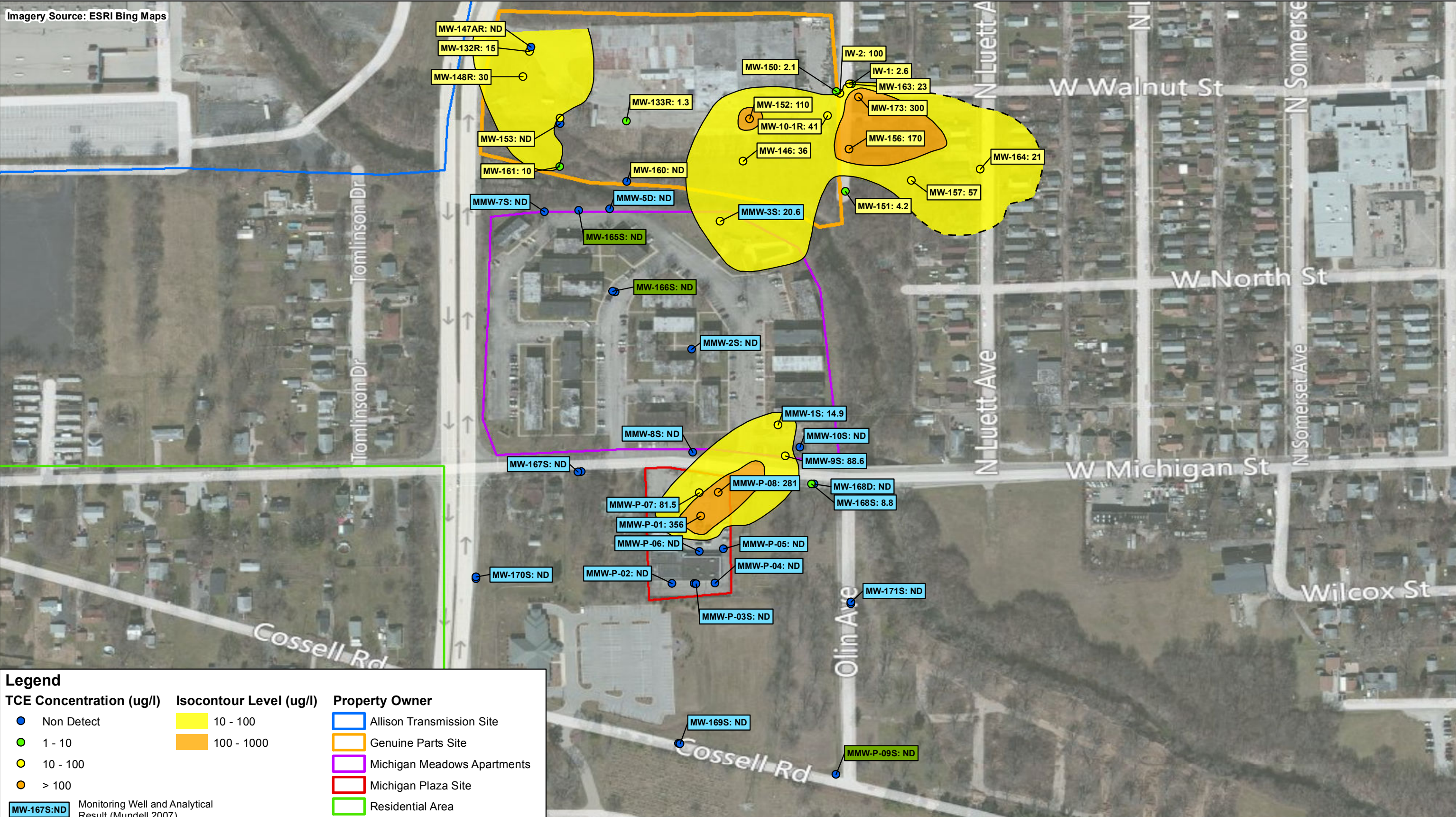
Prepared For:
U.S. EPA REGION V
 Contract No.: EP-S5-06-04
 TDD: S05-0001-1205-013
 DCN: 1856-2A-BBKP

Prepared By:
WESTON SOLUTIONS, INC.
 2501 Jolly Road
 Suite 100
 Okemos, MI 48864

Figure 18
 TCE Results in Monitoring Wells at
 Allison Transmission - 2nd Quarter 2005
 West Vermont Street
 Speedway, Marion County, Indiana

FILE: T:\GIS\Projects\START\West_Vermont\mxd\TechMemo_Hydro_Evaluation\Revision_10\Fig_19_TCE_Eholt_2007_Q1_1.mxd 2:41:49 PM 1/11/2013 stblz

Imagery Source: ESRI Bing Maps



Legend

TCE Concentration (ug/l)	Isocontour Level (ug/l)	Property Owner
● Non Detect	10 - 100	□ Allison Transmission Site
● 1 - 10	100 - 1000	□ Genuine Parts Site
● 10 - 100		□ Michigan Meadows Apartments
● > 100		□ Michigan Plaza Site
□ MW-167S:ND		□ Residential Area
Monitoring Well and Analytical Result (Mundell 2007)		
□ MW-161:10		
Monitoring Well and Analytical Result (Keramida 2010)		
□ MW-165S:ND		
Monitoring Well and Analytical Result (ENVIRON 2012)		

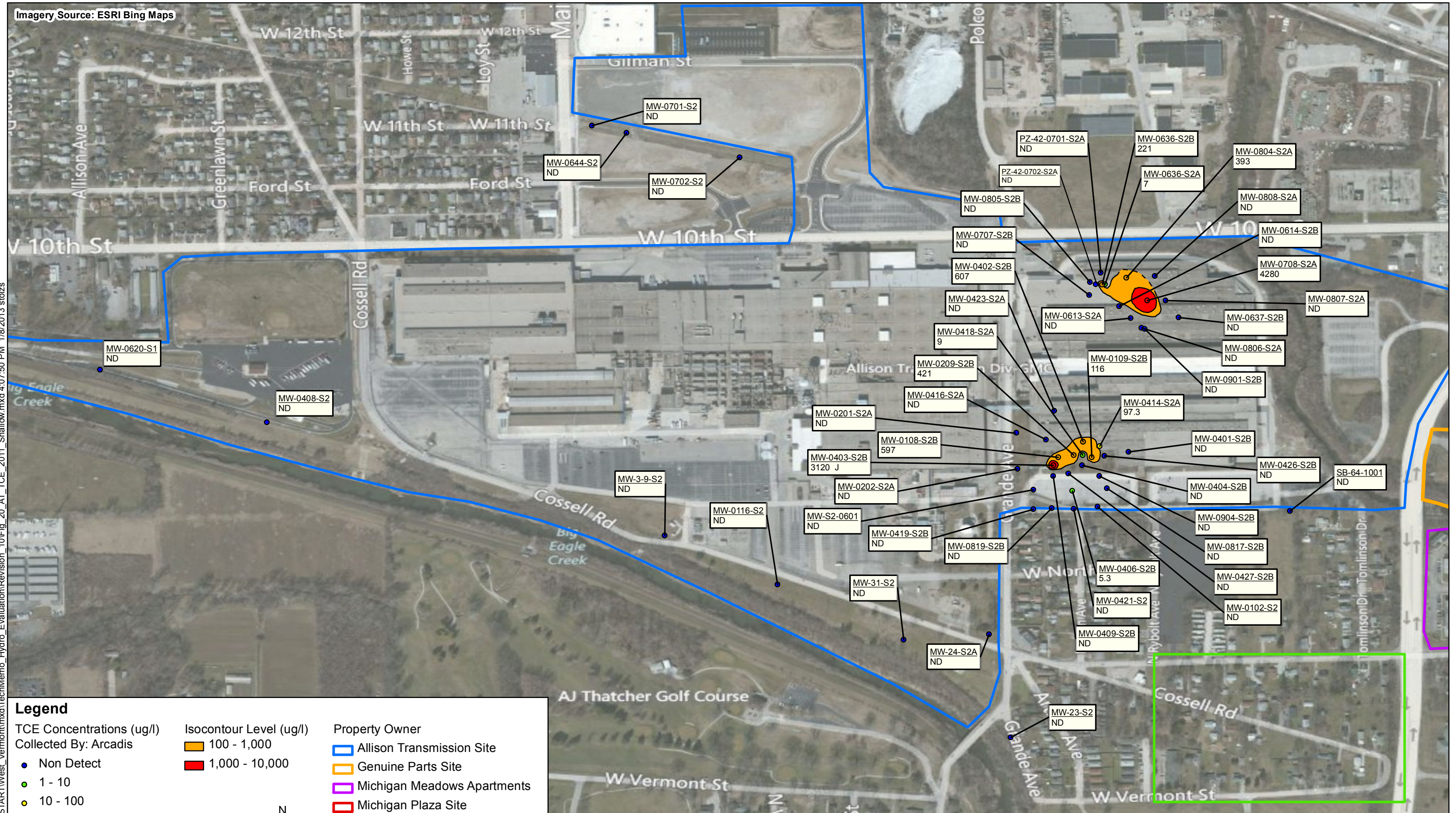
Shallow- Monitoring wells where the top of the screen is at or above the water table or potentiometric surface to a depth of approximately 10' below the water table

0 250 Feet

Prepared For:
U.S. EPA REGION V
 Contract No.: EP-S5-06-04
 TDD: S05-0001-1205-013
 DCN: 1856-2A-BBKP

Prepared By:
WESTON SOLUTIONS, INC.
 2501 Jolly Road
 Suite 100
 Okemos, MI 48864

Figure 19
 TCE Isoconcentration Contours for Shallow Monitoring Wells
 East of Holt Road - 1st Quarter 2007
 West Vermont Street
 Speedway, Marion County, Indiana



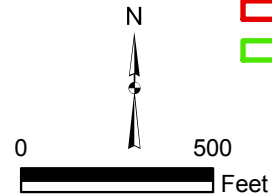
Legend

- TCE Concentrations (ug/l)
Collected By: Arcadis
- Non Detect
 - 1 - 10
 - 10 - 100
 - 100 - 1,000
 - 1,000 - 10,000

- Isocontour Level (ug/l)
- 100 - 1,000
 - 1,000 - 10,000

- Property Owner
- Allison Transmission Site
 - Genuine Parts Site
 - Michigan Meadows Apartments
 - Michigan Plaza Site
 - Residential Area

MW-23-S2
ND
Monitoring Well and Analytical Result (Favero 2012: ARCADIS 2012)



Shallow- Monitoring wells where the top of the screen is at or above the water table or potentiometric surface to a depth of approximately 10' below the water table



Prepared For:
U.S. EPA REGION V
Contract No.: EP-S5-06-04
TDD: S05-0001-1205-013
DCN: 1856-2A-BBKP

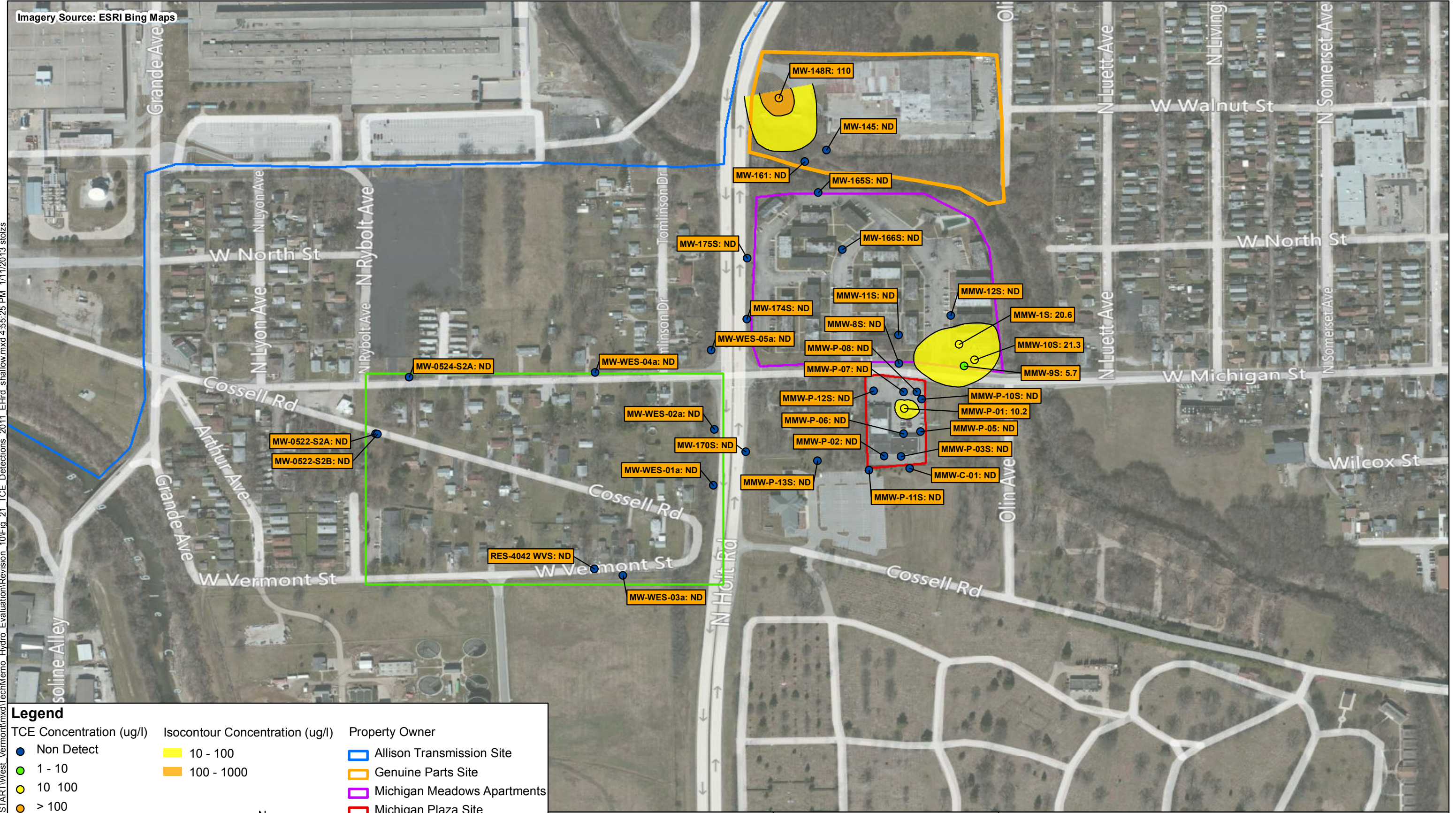


Prepared By:
WESTON SOLUTIONS, INC.
2501 Jolly Road
Suite 100
Okemos, MI 48864

Figure 20
TCE Isoconcentration Contours for Shallow Monitoring Wells
at Allison Transmission - Sept - Nov 2011
West Vermont Street
Speedway, Marion County, Indiana

Imagery Source: ESRI Bing Maps

FILE: T:\GIS Projects\START\West_Vermont\TechMemo_Hydro_Evaluation\Revision_10\Fig_21_TCE_Detections_2011_EHrd_shallow.mxd 4:55:25 PM 1/11/2013 stolzs



Legend

TCE Concentration (ug/l)	Isocontour Concentration (ug/l)	Property Owner
● Non Detect	10 - 100	■ Allison Transmission Site
● 1 - 10	100 - 1000	■ Genuine Parts Site
● 10 - 100		■ Michigan Meadows Apartments
● > 100		■ Michigan Plaza Site
		■ Residential Area

Monitoring Well and Analytical Result (Weston collected data)

MW-175S:ND

0 350 Feet

Shallow- Monitoring wells where the top of the screen is at or above the water table or potentiometric surfaceto a depth of approximately 10' below the water table

Prepared For:
U.S. EPA REGION V
 Contract No.: EP-S5-06-04
 TDD: S05-0001-1205-013
 DCN: 1856-2A-BBKP

Prepared By:
WESTON SOLUTIONS, INC.
 2501 Jolly Road
 Suite 100
 Okemos, MI 48864

Figure 21
 TCE Isoconcentration Contours for Shallow Monitoring Wells
 Eastern Portion of the Study Area - 4th Quarter 2011
 West Vermont Street
 Speedway, Marion County, Indiana

FILE: T:\GIS\Projects\START\West_Vermont\mxd\TechMemo_Hydro_Evaluation\Revision_10\Fig_22_TCE_EHolt_2011_04.mxd 4:55:00 PM 1/11/2013 stolz

Imagery Source: ESRI Bing Maps



Legend

TCE Concentration (ug/l)

● Not Detected

MW-170D:ND Monitoring Well and Analytical Result (Weston collected data)

Deep- Monitoring wells where the top of the screen is greater or equal to 10' below the water table or potentiometric surface.

Property Owner

- Allison Transmission Site
- Genuine Parts Site
- Michigan Meadows Apartments
- Michigan Plaza Site
- Residential Area

N

0 200 Feet



Prepared For:
U.S. EPA REGION V
Contract No.: EP-S5-06-04
TDD: S05-0001-1205-013
DCN: 1856-2A-BBKP



Prepared By:
WESTON SOLUTIONS, INC.
2501 Jolly Road
Suite 100
Okemos, MI 48864

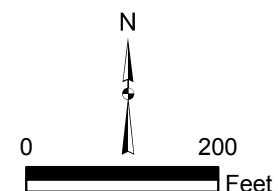
Figure 22
TCE Results in Deep Monitoring Wells
Eastern Portion of the Study Area - 4th Quarter 2011
West Vermont Street
Speedway, Marion County, Indiana

Imagery Source: ESRI Bing Maps



- Legend**
- | | |
|---|-------------------------------|
| cis-1,2-DCE Concentration (ug/l) | Property Owner |
| ● Non Detect | ■ Allison Transmission Site |
| ● 1 - 10 | ■ Genuine Parts Site |
| ● 10 - 100 | ■ Michigan Meadows Apartments |
| ● > 100 | ■ Michigan Plaza Site |
| | ■ Residential Area |

MW-0421-S2: ND Monitoring Well and Analytical Result (Favero 2012; ARCADIS 2012)



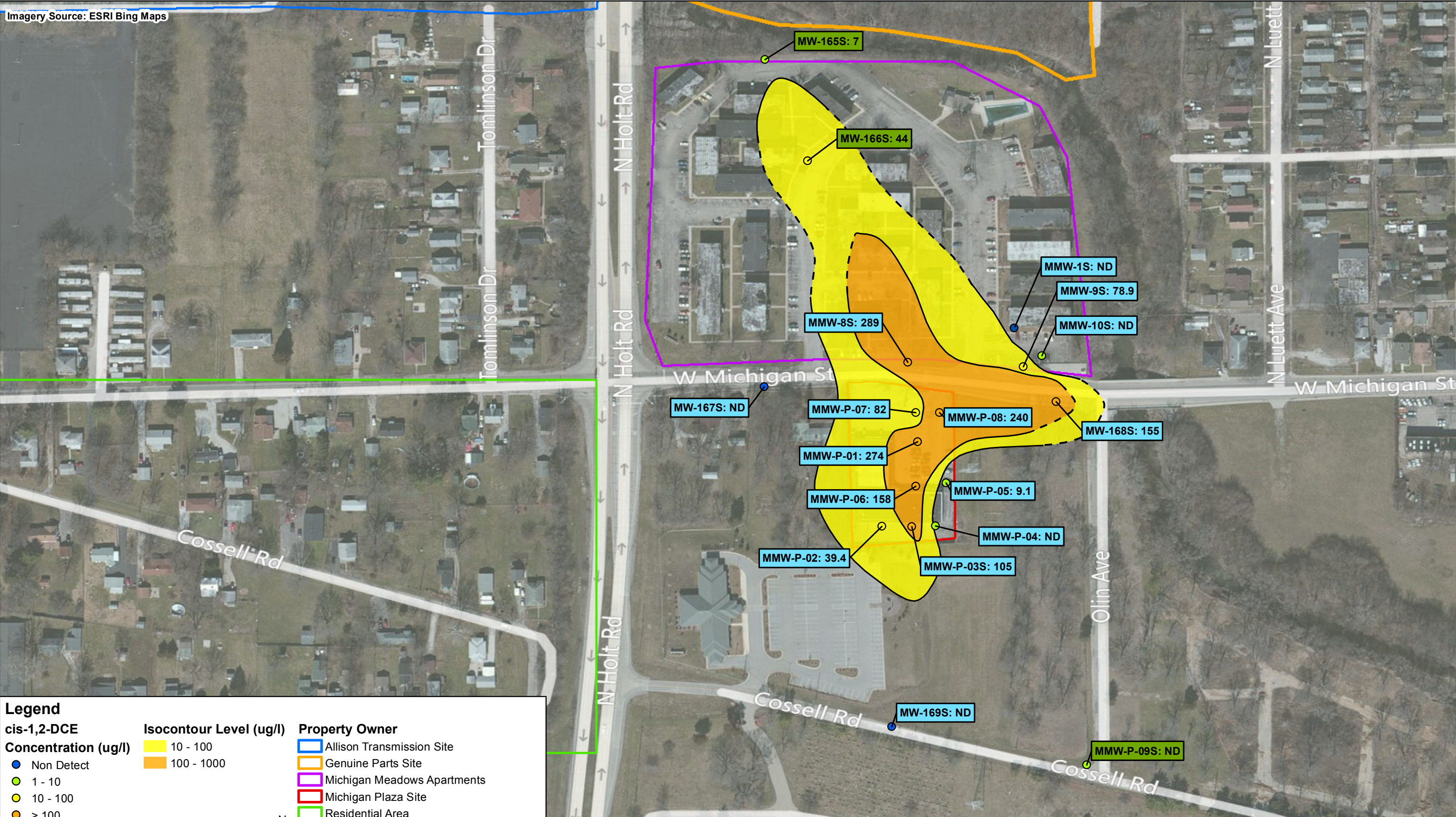
Prepared For:
U.S. EPA REGION V
 Contract No.: EP-S5-06-04
 TDD: S05-0001-1205-013
 DCN: 1856-2A-BBKP

Prepared By:
WESTON SOLUTIONS, INC.
 2501 Jolly Road
 Suite 100
 Okemos, MI 48864

Figure 23
 cis-1,2-DCE Results in Monitoring Wells at Allison Transmission - 2nd Quarter 2005
 West Vermont Street
 Speedway, Marion County, Indiana

FILE: T:\GIS\Projects\START\West_Vermont\mxd\TechMemo_Hydro_Evaluation\Revision_10\Fig_23_AT_DCE_2005_2Q.mxd 1/8/2013 4:06:34 PM stolzs

FILE: T:\GIS\Projects\START\West_Vermont\mxd\TechMemo_Hydro_Evaluation\Revision_10\Fig_24_DCE_EHolt_2007_Q1_SHALLOW.mxd 2:29:30 PM 1/11/2013 stl/zls



Legend

cis-1,2-DCE Concentration (ug/l)	Isocontour Level (ug/l)	Property Owner
● Non Detect	10 - 100	□ Allison Transmission Site
● 1 - 10	100 - 1000	□ Genuine Parts Site
● 10 - 100		□ Michigan Meadows Apartments
● > 100		□ Michigan Plaza Site
		□ Residential Area

Monitoring Well and Analytical Result (Mundell 2007)
MMW-1S:ND

Monitoring Well and Analytical Result (ENVIRON 2012)
MW-166S:44

Shallow- Monitoring wells where the top of the screen is at or above the water table or potentiometric surface to a depth of approximately 10' below the water table

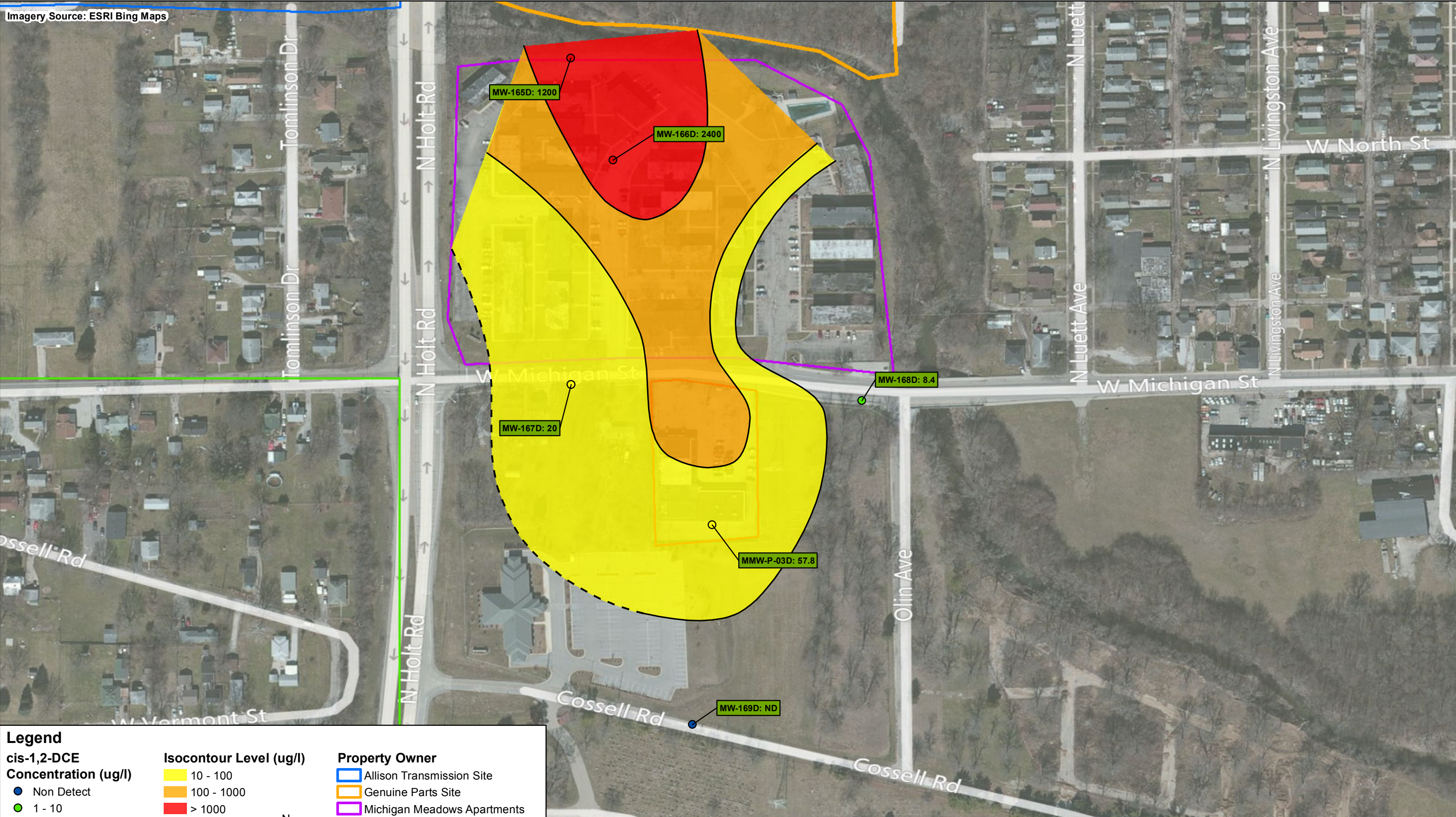
0 200 Feet

Prepared For:
U.S. EPA REGION V
 Contract No.: EP-S5-06-04
 TDD: S05-0001-1205-013
 DCN: 1856-2A-BBKP

Prepared By:
WESTON SOLUTIONS, INC.
 2501 Jolly Road
 Suite 100
 Okemos, MI 48864

Figure 24
 cis-1,2-DCE Isoconcentration Contours for Shallow Monitoring Wells
 East of Holt Road - 1st Quarter 2007
 West Vermont Street
 Speedway, Marion County, Indiana

FILE: T:\GIS\Projects\START\West_Vermont\mxd\TechMemo_Hydro_Evaluation\Revision_10\Fig_25_DCE_EHolt_2007_Q1_DEEP.mxd 2:28:28 PM 1/11/2013 stolzs



Legend

cis-1,2-DCE Concentration (ug/l)	Isocontour Level (ug/l)	Property Owner
● Non Detect	10 - 100	■ Allison Transmission Site
● 1 - 10	100 - 1000	■ Genuine Parts Site
● 10 - 100	> 1000	■ Michigan Meadows Apartments
● 100 - 1000		■ Michigan Plaza Site
● > 1000		■ Residential Area

Deep- Monitoring wells where the top of the screen is greater or equal to 10' below the water table or potentiometric surface.

MW-166D:2400 Monitoring Well and Analytical Result (ENVIRON 2012)

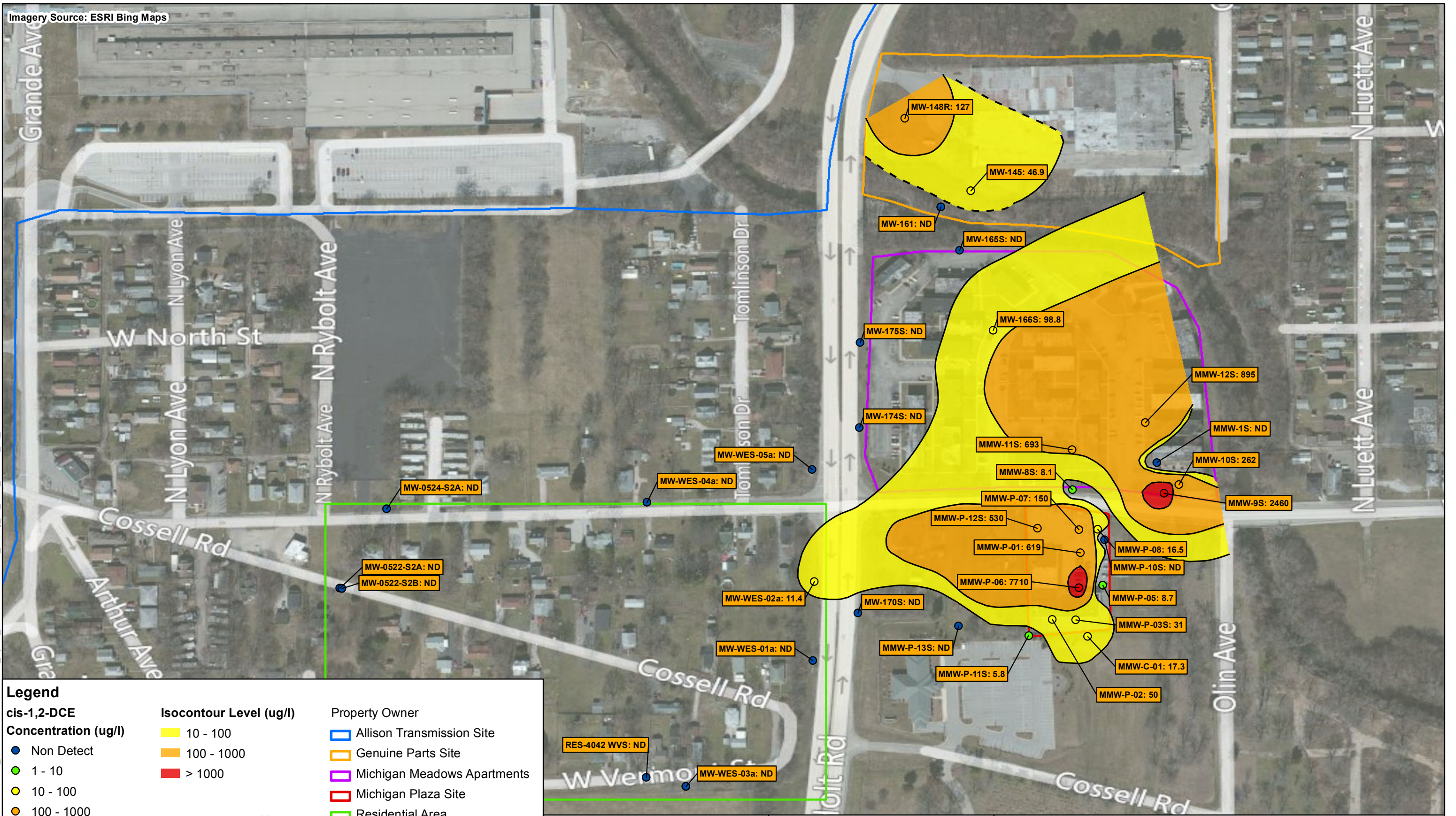
0 200 Feet

Prepared For:
U.S. EPA REGION V
 Contract No.: EP-S5-06-04
 TDD: S05-0001-1205-013
 DCN: 1856-2A-BBKP

Prepared By:
WESTON SOLUTIONS, INC.
 2501 Jolly Road
 Suite 100
 Okemos, MI 48864

Figure 25
 cis-1,2-DCE Isoconcentration Contours for Deep Monitoring Wells
 East of Holt Road - 1st Quarter 2007
 West Vermont Street
 Speedway, Marion County, Indiana

FILE: T:\GIS_Projects\START\West_Vermont\mxd\TechMemo_Hydro_Evaluation\Revision_10\Fig_26_DCE_shallow_4q_2011.mxd 4:54:31 PM 1/11/2013 stloiz

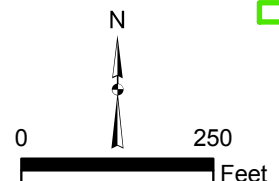


Legend

cis-1,2-DCE Concentration (ug/l)	Isocontour Level (ug/l)	Property Owner
● Non Detect	10 - 100	■ Allison Transmission Site
● 1 - 10	100 - 1000	■ Genuine Parts Site
● 10 - 100	> 1000	■ Michigan Meadows Apartments
● 100 - 1000		■ Michigan Plaza Site
● > 1000		■ Residential Area

MW-170D:ND Monitoring Well and Analytical Result (Weston collected data)

Shallow- Monitoring wells where the top of the screen is at or above the water table or potentiometric surface to a depth of approximately 10' below the water table



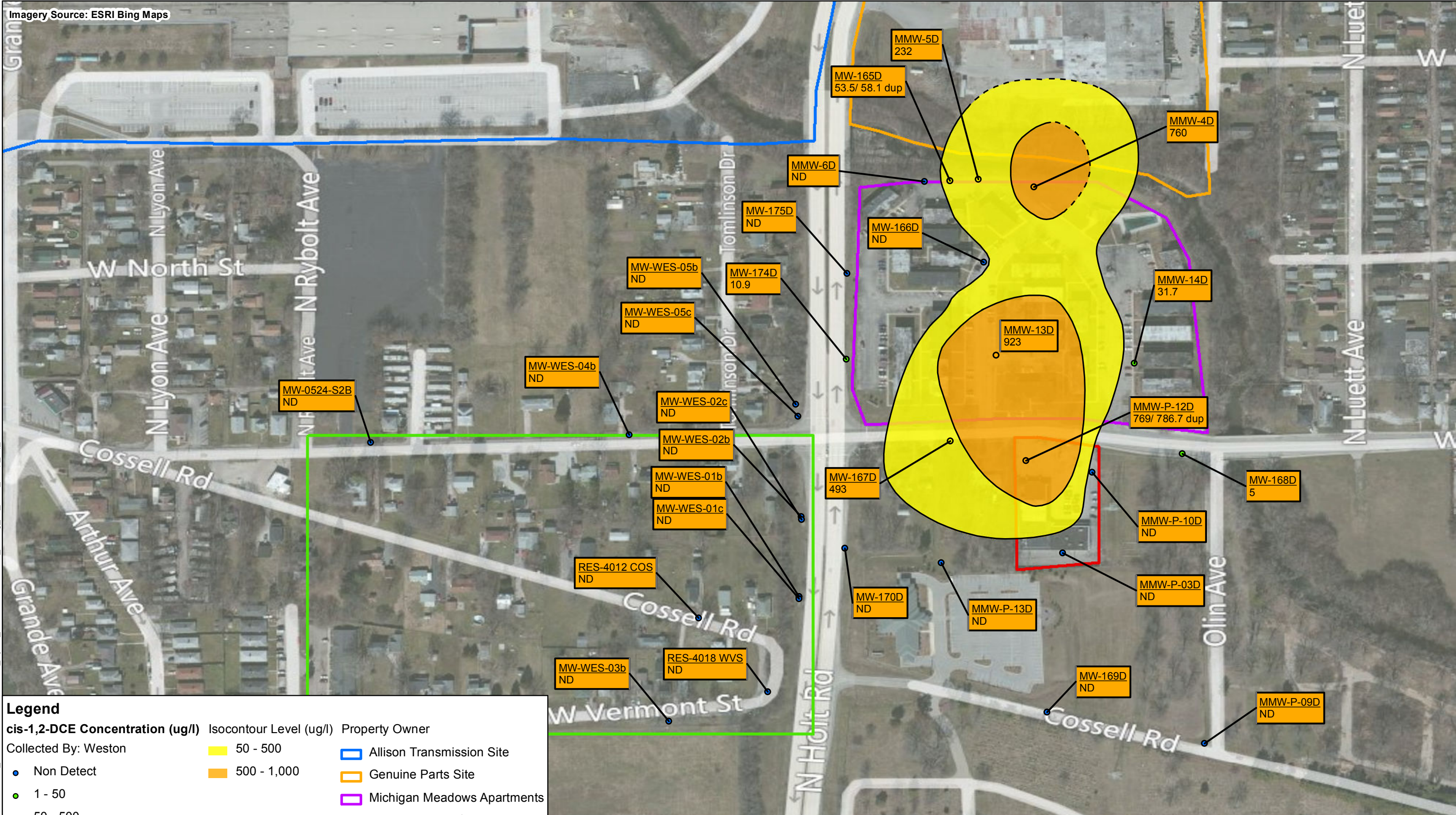
Prepared For:
U.S. EPA REGION V
 Contract No.: EP-S5-06-04
 TDD: S05-0001-1205-013
 DCN: 1856-2A-BBKP

Prepared By:
WESTON SOLUTIONS, INC.
 2501 Jolly Road
 Suite 100
 Okemos, MI 48864

Figure 26
 cis-1,2-DCE Isoconcentration Contours for Shallow Monitoring Wells
 Eastern Portion of the Study Area - 4th Quarter 2011
 West Vermont Street
 Speedway, Marion County, Indiana

FILE: T:\GIS\Projects\START\West_Vermont\mxd\TechMemo_Hydro_Evaluation\Revision_10\Fig_27_DCE_deep_4q_2011.mxd 4:54:03 PM 1/11/2013 stolzs

Imagery Source: ESRI Bing Maps



Legend

cis-1,2-DCE Concentration (ug/l)	Isocontour Level (ug/l)	Property Owner
Collected By: Weston	50 - 500	Allison Transmission Site
● Non Detect	500 - 1,000	Genuine Parts Site
● 1 - 50		Michigan Meadows Apartments
● 50 - 500		Michigan Plaza Site
● 500 - 1000		Residential Area

Monitoring Well and Analytical Result (Weston collected data)

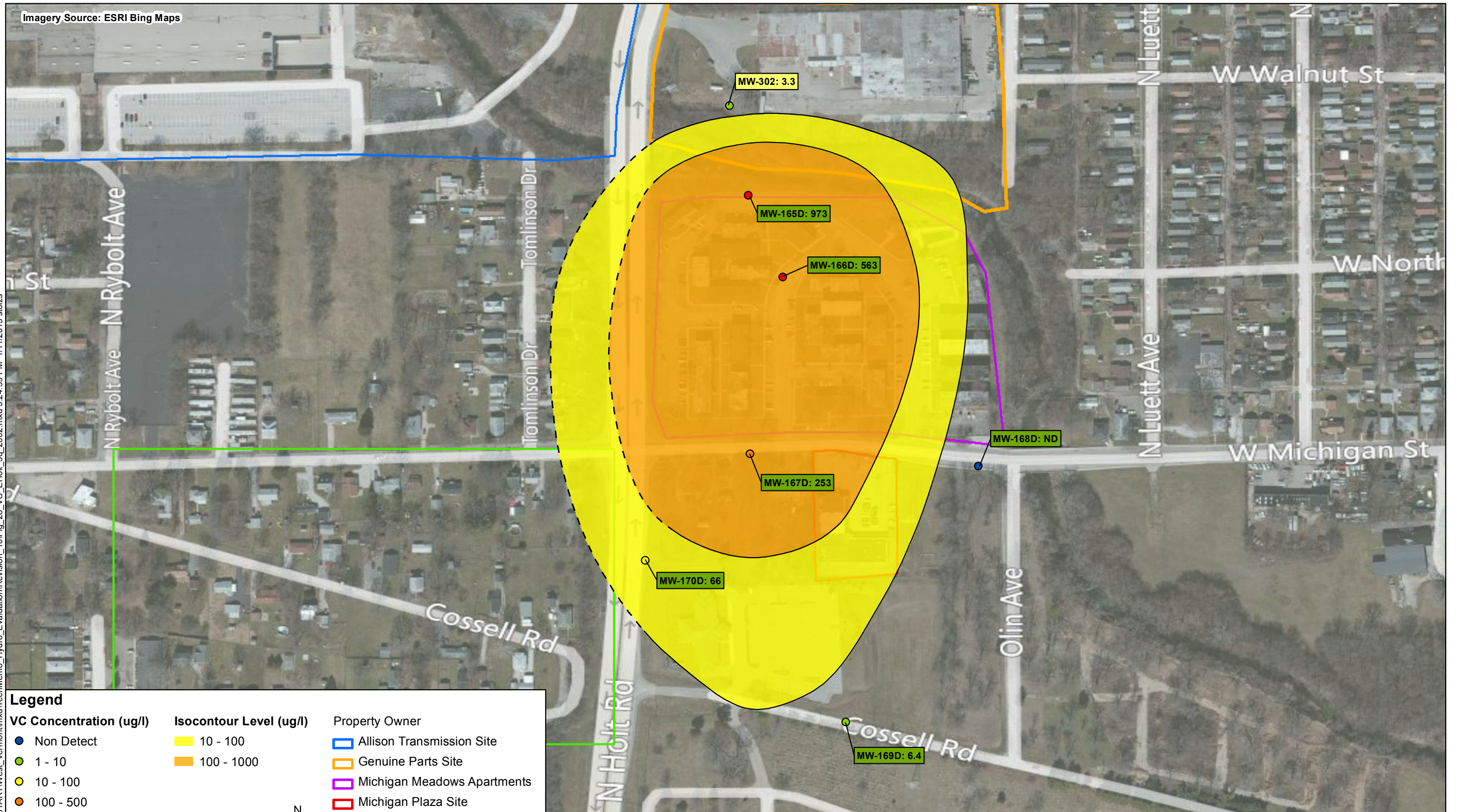
0 250 Feet

Deep- Monitoring wells where the top of the screen is greater or equal to 10' below the water table or potentiometric surface.

Prepared For:
U.S. EPA REGION V
 Contract No.: EP-S5-06-04
 TDD: S05-0001-1205-013
 DCN: 1856-2A-BBKP

Prepared By:
WESTON SOLUTIONS, INC.
 2501 Jolly Road
 Suite 100
 Okemos, MI 48864

Figure 27
 cis-1,2-DCE Isoconcentration Contours for Deep Monitoring Wells
 Eastern Portion of the Study Area - 4th Quarter 2011
 West Vermont Street
 Speedway, Marion County, Indiana



Legend

VC Concentration (ug/l)	Isocontour Level (ug/l)	Property Owner
● Non Detect	■ 10 - 100	■ Allison Transmission Site
● 1 - 10	■ 100 - 1000	■ Genuine Parts Site
● 10 - 100		■ Michigan Meadows Apartments
● 100 - 500		■ Michigan Plaza Site
● 500 - 1000		■ Residential Area

MW-302: 3.3 Monitoring Well and Analytical Result (Keramida 2010)

MW-170D: 66 Monitoring Well and Analytical Result (ENVIRON 2012)

Deep- Monitoring wells where the top of the screen is greater or equal to 10' below the water table or potentiometric surface.

0 250 Feet



Prepared For:
U.S. EPA REGION V
 Contract No.: EP-S5-06-04
 TDD: S05-0001-1205-013
 DCN: 1856-2A-BBKP

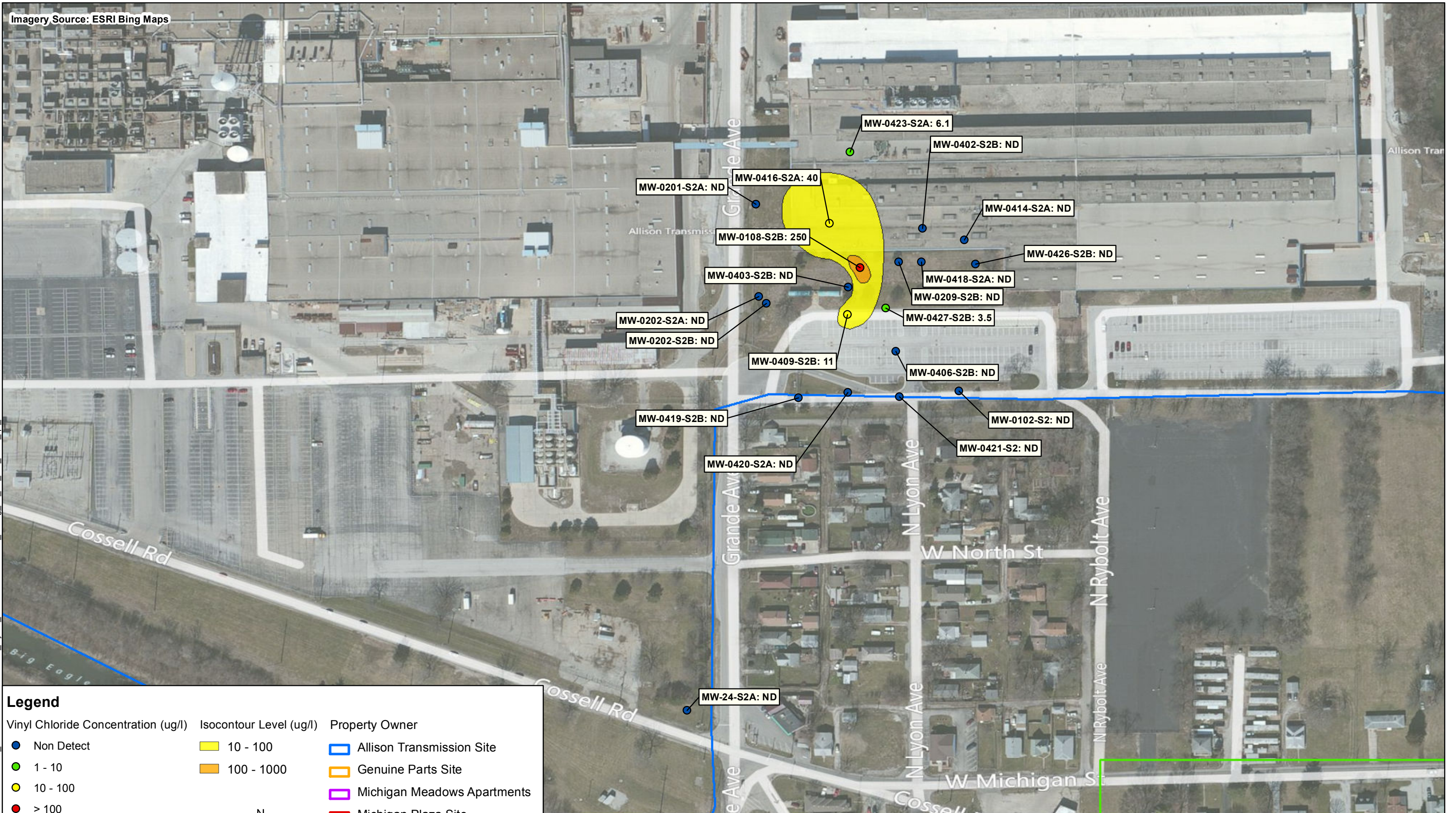


Prepared By:
WESTON SOLUTIONS, INC.
 2501 Jolly Road
 Suite 100
 Okemos, MI 48864

Figure 28
 Vinyl Chloride Isoconcentration Contours in Deep Monitoring Wells
 East of Holt Road - 3rd Quarter 2002
 West Vermont Street
 Speedway, Marion County, Indiana

Imagery Source: ESRI Bing Maps

FILE: T:\GIS\Projects\START\West_Vermont\mxd\TechMemo_Hydro_Evaluation\Revision_10\Fig_29_AT_VC_2005_q2_1.mxd 1/8/2013 4:02:15 PM stozs



Legend

Vinyl Chloride Concentration (ug/l)	Isocontour Level (ug/l)	Property Owner
● Non Detect	■ 10 - 100	■ Allison Transmission Site
● 1 - 10	■ 100 - 1000	■ Genuine Parts Site
● 10 - 100		■ Michigan Meadows Apartments
● > 100		■ Michigan Plaza Site
		■ Residential Area

Shallow- Monitoring wells where the top of the screen is at or above the water table or potentiometric surface to a depth of approximately 10' below the water table

Monitoring Well and Analytical Result (Favero 2012: ARCADIS 2012)

MW-0419-S2B: ND

0 200 Feet

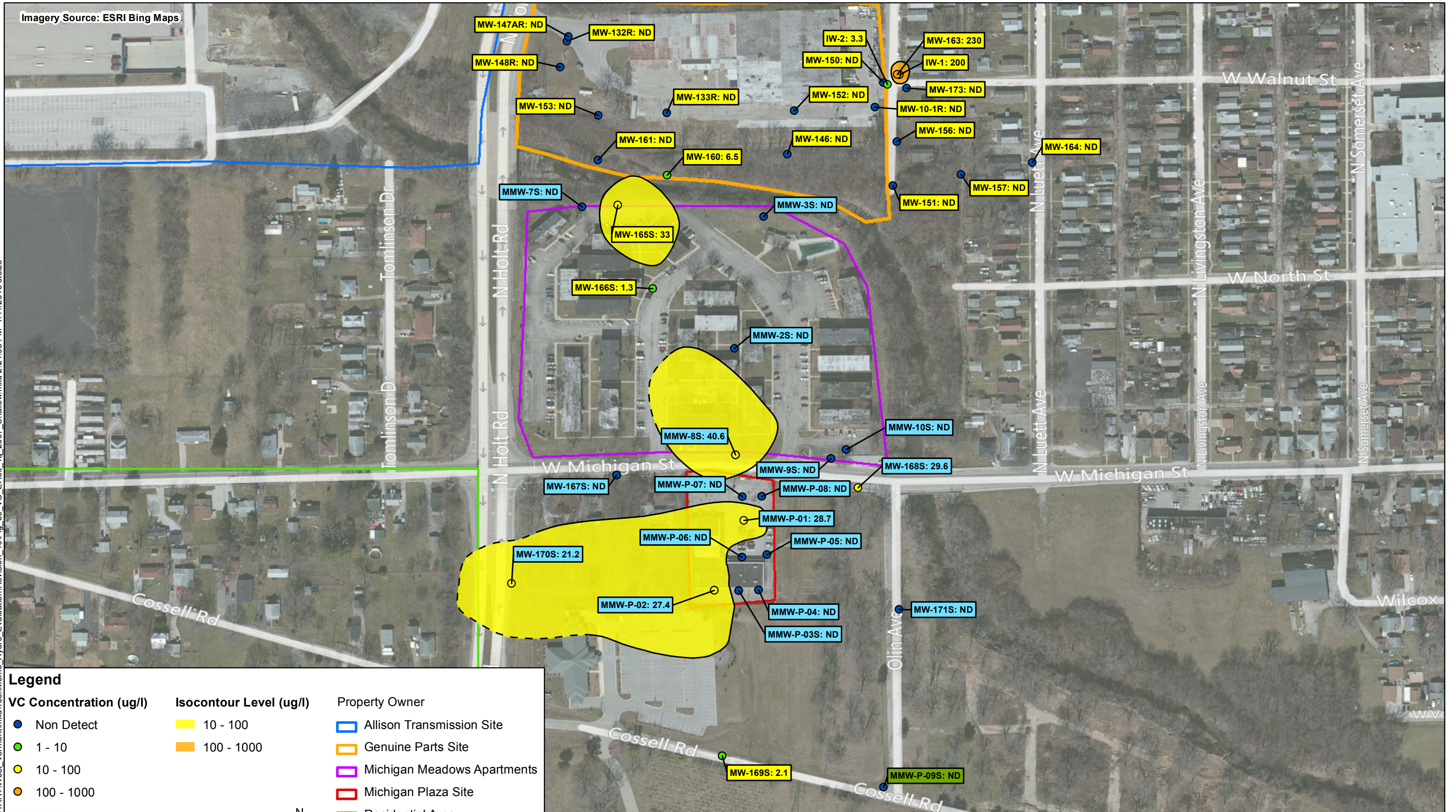


Prepared For:
U.S. EPA REGION V
Contract No.: EP-S5-06-04
TDD: S05-0001-1205-013
DCN: 1856-2A-BBKP



Prepared By:
WESTON SOLUTIONS, INC.
2501 Jolly Road
Suite 100
Okemos, MI 48864

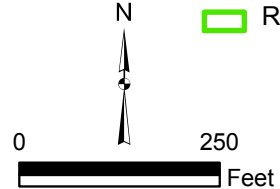
Figure 29
Vinyl Chloride Isoconcentration Contours for Shallow Monitoring Wells at Allison Transmission - 2nd Quarter 2005
West Vermont Street
Speedway, Marion County, Indiana



Legend

VC Concentration (ug/l)	Isocontour Level (ug/l)	Property Owner
● Non Detect	■ 10 - 100	■ Allison Transmission Site
● 1 - 10	■ 100 - 1000	■ Genuine Parts Site
● 10 - 100		■ Michigan Meadows Apartments
● 100 - 1000		■ Michigan Plaza Site
		■ Residential Area

MW-171S: ND Monitoring Well and Analytical Result (Mundell 2007)
 MMW-P-09S: ND Monitoring Well and Analytical Result (ENVIRON 2012)
 MW-169S: 2.1 Monitoring Well and Analytical Result (Keramida 2010)



Shallow- Monitoring wells where the top of the screen is at or above the water table or potentiometric surface to a depth of approximately 10' below the water table

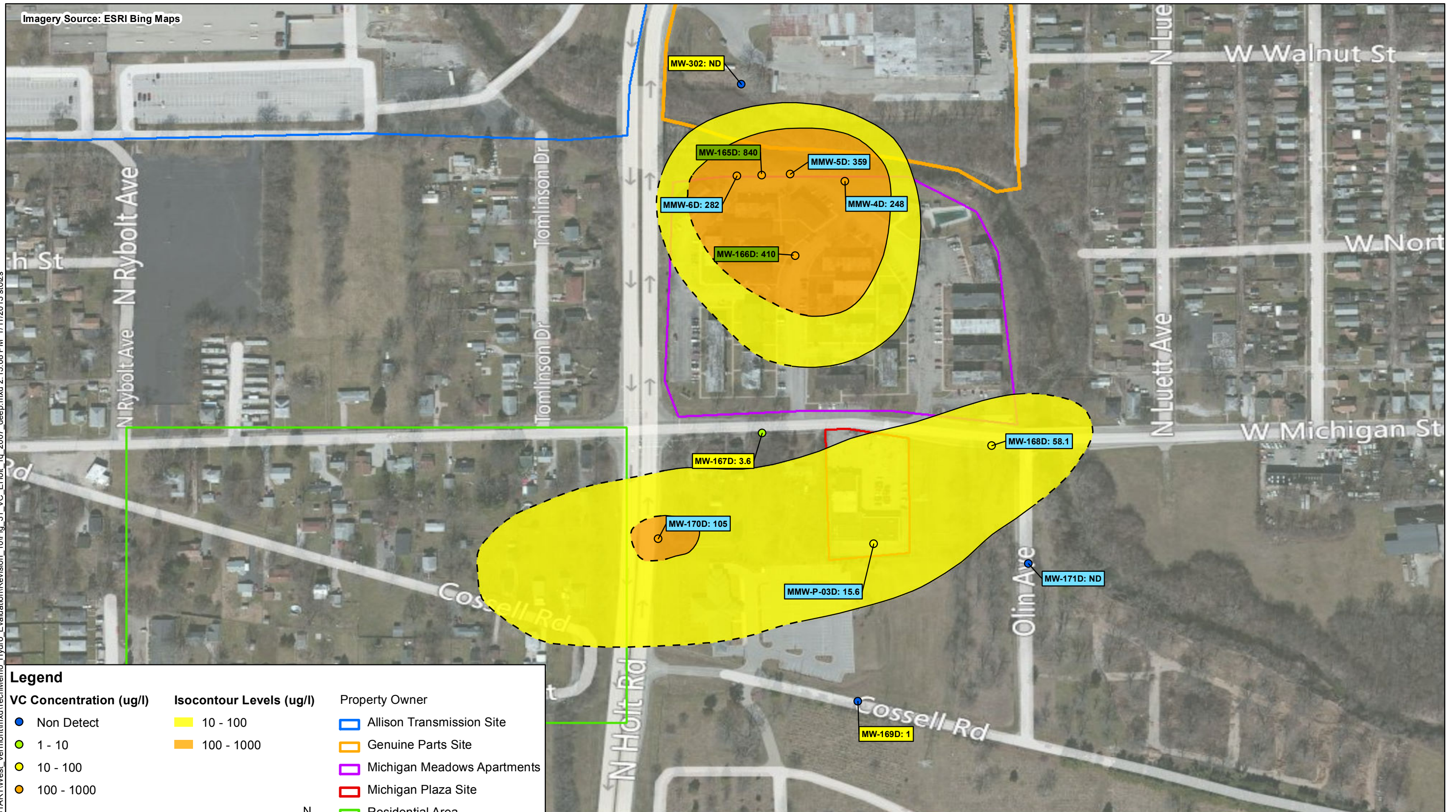


Prepared For:
U.S. EPA REGION V
 Contract No.: EP-S5-06-04
 TDD: S05-0001-1205-013
 DCN: 1856-2A-BBKP



Prepared By:
WESTON SOLUTIONS, INC.
 2501 Jolly Road
 Suite 100
 Okemos, MI 48864

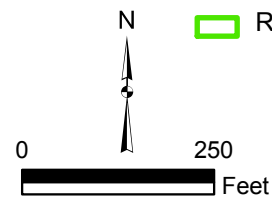
Figure 30
 Vinyl Chloride Isoconcentration Contours for Shallow Monitoring Wells
 East of Holt Road - 1st Quarter 2007
 West Vermont Street
 Speedway, Marion County, Indiana



Legend

VC Concentration (ug/l)	Isocontour Levels (ug/l)	Property Owner
● Non Detect	■ 10 - 100	■ Allison Transmission Site
● 1 - 10	■ 100 - 1000	■ Genuine Parts Site
● 10 - 100		■ Michigan Meadows Apartments
● 100 - 1000		■ Michigan Plaza Site
		■ Residential Area

MW-170D: 105	Monitoring Well and Analytical Result (Mundell 2007)
MW-166D: 410	Monitoring Well and Analytical Result (ENVIRON 2012)
MW-169D: 1	Monitoring Well and Analytical Result (Keramida 2010)



Deep- Monitoring wells where the top of the screen is greater or equal to 10' below the water table or potentiometric surface.



Prepared For:
U.S. EPA REGION V
Contract No.: EP-S5-06-04
TDD: S05-0001-1205-013
DCN: 1856-2A-BBKP

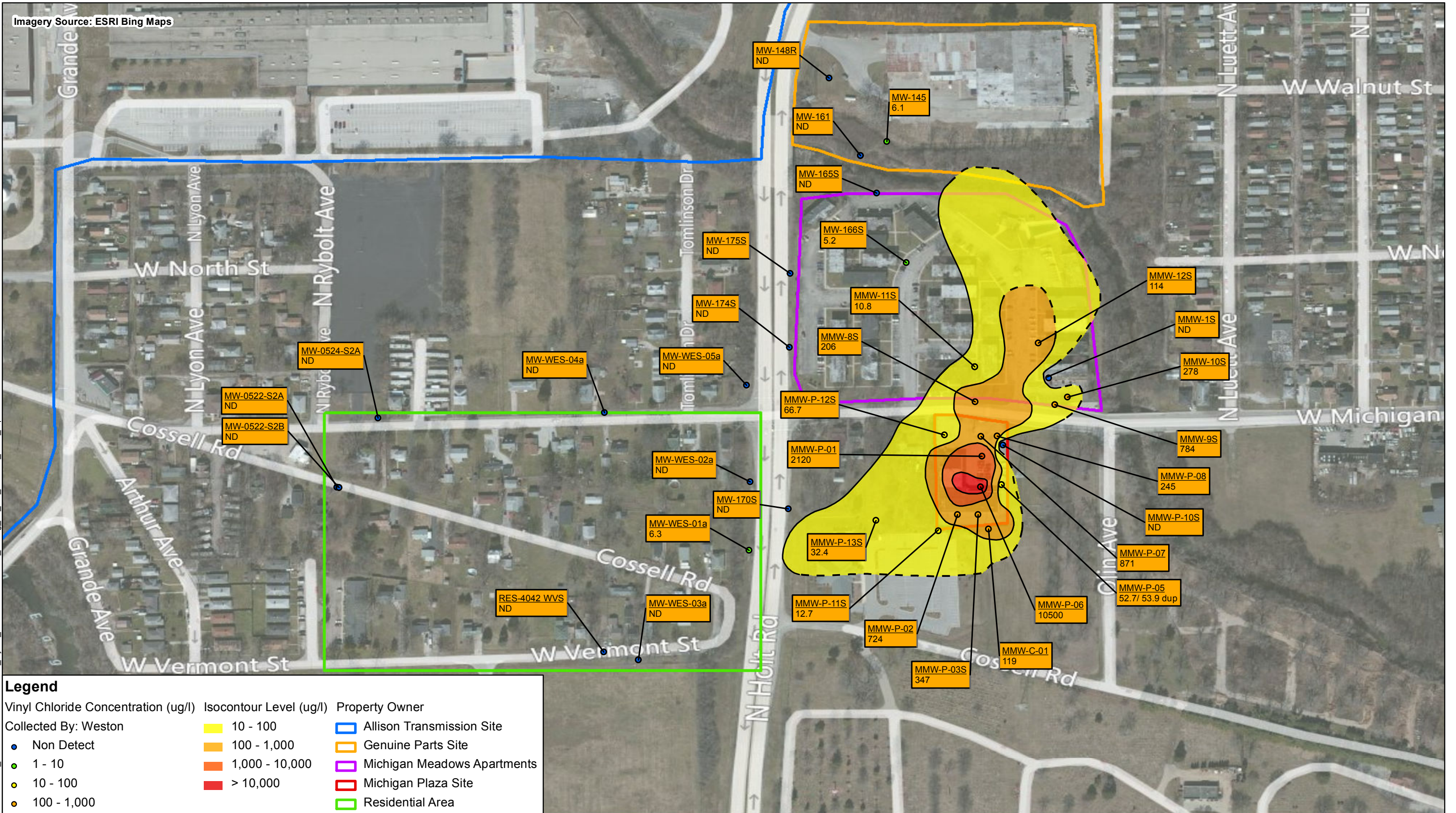


Prepared By:
WESTON SOLUTIONS, INC.
2501 Jolly Road
Suite 100
Okemos, MI 48864

Figure 31
Vinyl Chloride Isoconcentration Contours for Deep Monitoring Wells
East of Holt Road - 1st Quarter 2007
West Vermont Street
Speedway, Marion County, Indiana

Imagery Source: ESRI Bing Maps

FILE: T:\GIS_Projects\START_Vermont\mxd\TechMemo_Hydro_Evaluation\Revision_10\Fig_32_VC_Shallow_2011_4q.mxd 4:53:30 PM 1/11/2013 stolzs



Legend

Vinyl Chloride Concentration (ug/l)	Isocontour Level (ug/l)	Property Owner
Collected By: Weston	10 - 100	Allison Transmission Site
Non Detect	100 - 1,000	Genuine Parts Site
1 - 10	1,000 - 10,000	Michigan Meadows Apartments
10 - 100	> 10,000	Michigan Plaza Site
100 - 1,000		Residential Area
1,000 - 10,000		
> 10,000		

Monitoring Well and Analytical Result (Weston collected data)

N

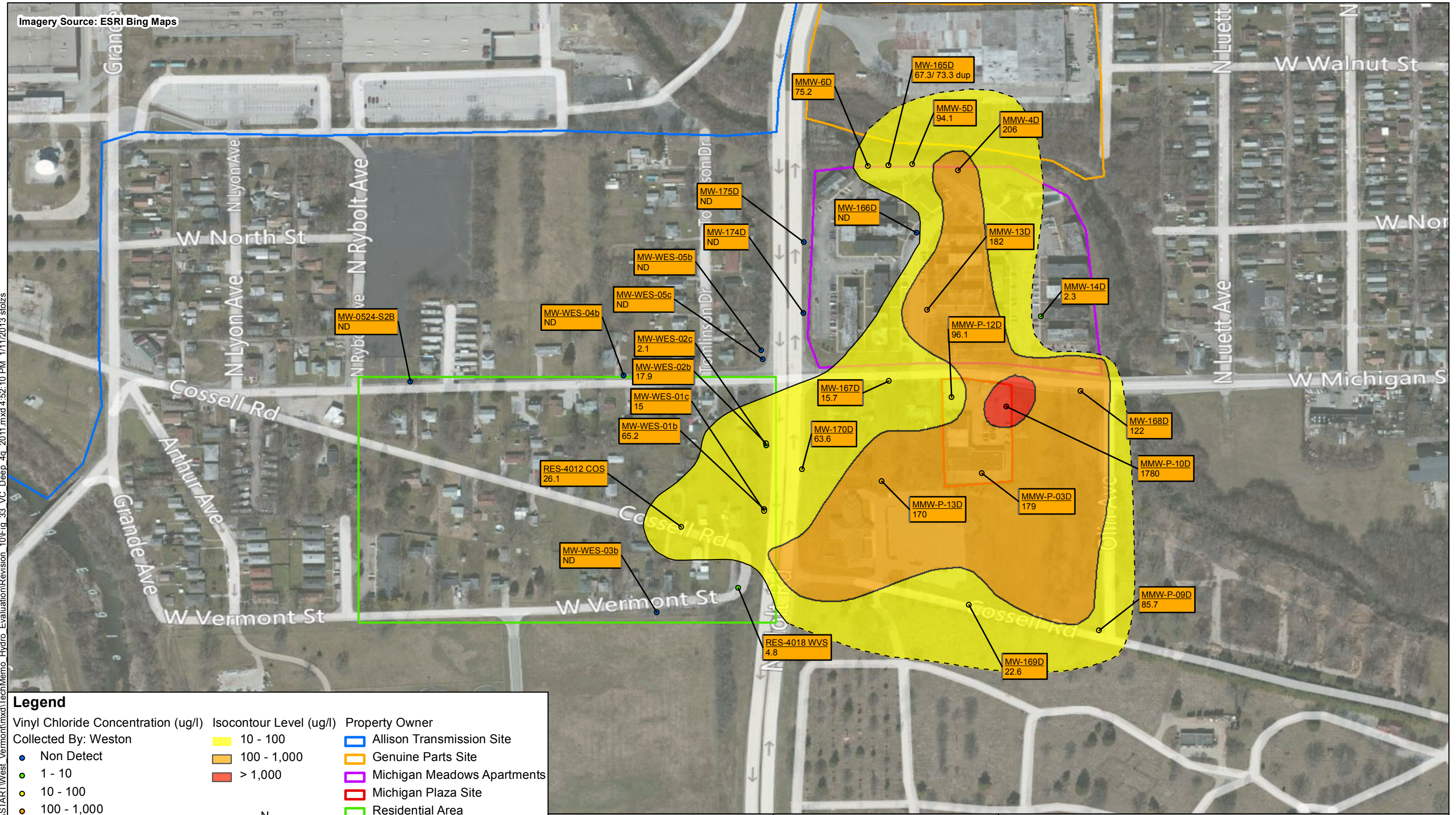
0 300 Feet

Shallow- Monitoring wells where the top of the screen is at or above the water table or potentiometric surface to a depth of approximately 10' below the water table

Prepared For:
U.S. EPA REGION V
 Contract No.: EP-S5-06-04
 TDD: S05-0001-1205-013
 DCN: 1856-2A-BBKP

Prepared By:
WESTON SOLUTIONS, INC.
 2501 Jolly Road
 Suite 100
 Okemos, MI 48864

Figure 32
 Vinyl Chloride Isoconcentration Contours for Shallow Monitoring Wells
 Eastern Portion of the Study Area - 4th Quarter 2011
 West Vermont Street
 Speedway, Marion County, Indiana



Legend

Vinyl Chloride Concentration (ug/l)	Isocontour Level (ug/l)	Property Owner
Collected By: Weston	10 - 100	Allison Transmission Site
● Non Detect	100 - 1,000	Genuine Parts Site
● 1 - 10	> 1,000	Michigan Meadows Apartments
● 10 - 100		Michigan Plaza Site
● 100 - 1,000		Residential Area
● > 1,000		

Deep- Monitoring wells where the top of the screen is greater or equal to 10' below the water table or potentiometric surface.

0 300 Feet

Prepared For:
U.S. EPA REGION V
 Contract No.: EP-S5-06-04
 TDD: S05-0001-1205-013
 DCN: 1856-2A-BBKP

Prepared By:
WESTON SOLUTIONS, INC.
 2501 Jolly Road
 Suite 100
 Okemos, MI 48864

Figure 33
 Vinyl Chloride Isoconcentration Contours for Deep Monitoring Wells
 Eastern Portion of the Study Area - 4th Quarter 2011
 West Vermont Street
 Speedway, Marion County, Indiana

TABLES

TABLE 1
DIRECT PUSH TECHNOLOGY SOIL AND GROUNDWATER ANALYTICAL RESULTS SUMMARY - NOVEMBER 2011
WEST VERMONT STREET
SPEEDWAY, MARION COUNTY, INDIANA

Chemical Name	Soil Screening Criteria ¹ (µg/kg)	Groundwater Screening Criteria ² (µg/L)	Location ID	SB-01		SB-02		SB-03		SB-04	
			Field Sample ID	WVS-SB01-(6.5-9)-111011-SS	WVS-SB01-(16-19)-111011-SS	WVS-SB02-(13-15)-111011-SS	WVS-SB02-(13-14)-111011-SS	WVS-SB03-(12-13)-111011-SS	WVS-SB03-(19-20)-111011-SS	WVS-SB04-(14-15)-111011-SS	WVS-SB04-(14-15)-111011-SS-DUP
			Laboratory ID	5054712001	5054712002	5054712003	5054712004	5054712005	5054712006	5054712007	5054712008
			Sampling Date	11/10/2011	11/10/2011	11/10/2011	11/10/2011	11/10/2011	11/10/2011	11/10/2011	11/10/2011
			Unit	µg/kg	µg/kg	µg/kg	µg/kg	µg/kg	µg/kg	µg/kg	µg/kg
			Analytical Method	Result							
Chloroethane	15,000	NA	U.S. EPA Method 8260	ND	ND	ND	ND	ND	ND	ND	ND
Chloroform	290	70	U.S. EPA Method 8260	ND	ND	ND	ND	ND	ND	ND	ND
cis-1,2-DCE	160,000	70	U.S. EPA Method 8260	ND	ND	ND	ND	ND	ND	ND	ND
trans-1,2-DCE	150,000	100	U.S. EPA Method 8260	ND	ND	ND	ND	ND	ND	ND	ND
PCE	550	5	U.S. EPA Method 8260	ND	ND	ND	ND	ND	ND	ND	ND
TCE	910	5	U.S. EPA Method 8260	ND	ND	ND	ND	ND	ND	ND	ND
VC	60	2	U.S. EPA Method 8260	ND	ND	ND	ND	ND	ND	ND	ND

Chemical Name	Soil Screening Criteria ¹ (µg/kg)	Groundwater Screening Criteria ² (µg/L)	Location ID	SB-05		SB-05		SB-06		
			Field Sample ID	WVS-SB05-(14-15)-111111-SS	WVS-SB05-(17-18)-111111-SS	WVS-SB05-111111-GW	WVS-SB05-111111-GW-DUP	WVS-SB06-(13-14)-111111-SS	WVS-SB06-(19-20)-111111-SS	WVS-SB06-(19-20)-111111-SS-DUP
			Laboratory ID	5054747001	5054747002	5054744001	5054744002	5054747003	5054747004	5054747005
			Sampling Date	11/11/2011	11/11/2011	11/11/2011	11/11/2011	11/11/2011	11/11/2011	11/11/2011
			Unit	µg/kg	µg/kg	µg/L	µg/L	µg/kg	µg/kg	µg/kg
			Analytical Method	Result						
Chloroethane	15,000	NA	U.S. EPA Method 8260	ND	ND	ND	ND	ND	ND	ND
Chloroform	290	70	U.S. EPA Method 8260	ND	ND	ND	ND	ND	ND	ND
cis-1,2-DCE	160,000	70	U.S. EPA Method 8260	ND	ND	5.8	ND	ND	ND	ND
trans-1,2-DCE	150,000	100	U.S. EPA Method 8260	ND	ND	ND	ND	ND	ND	ND
PCE	550	5	U.S. EPA Method 8260	148	9,190	9.7	7.5	ND	ND	ND
TCE	910	5	U.S. EPA Method 8260	ND	ND	ND	ND	ND	ND	ND
VC	60	2	U.S. EPA Method 8260	ND	ND	ND	ND	ND	ND	ND

Notes:

µg/kg = Micrograms per Kilogram

µg/L = Micrograms per Liter

DCE = Dichloroethene

GW = Groundwater sample

ID = Identification

ND = Not detected

MCL = Maximum contaminant level

PCE = Tetrachloroethene

TCE = Trichloroethene

SS = Soil sample

U.S. EPA = United States Environmental Protection Agency

VC = Vinyl chloride

Bolded and shaded results exceed either the U.S. EPA Regional Screening Level for soil or MCL drinking water standards

¹ Screening criteria from Regional Screening Levels for Residential Soil dated November 2011

² Action level based on enforceable U.S. EPA MCL

TABLE 2
VERTICAL AQUIFER SAMPLING GROUNDWATER ANALYTICAL RESULTS SUMMARY - NOVEMBER 2011
WEST VERMONT STREET
SPEEDWAY, MARION COUNTY, INDIANA

Chemical Name	U.S. EPA MCL Action Level (µg/L)	Location ID	VAS-01	VAS-01	VAS-01	VAS-01	VAS-01	
		Field Sample ID	WVS-110911-VAS01- (25'-30')	WVS-110911-VAS01- (32.5'-37.5')	WVS-111011-VAS01- (41'-46')	WVS-111011-VAS01- (41'-46') DUP	WVS-1111-VAS01- (50'-55')	
		Laboratory ID	5054618001	5054648001	5054648002	5054648003	5054676001	
		Sampling Date	11/9/2011	11/9/2011	11/10/2011	11/10/2011	11/10/2011	
		Unit	µg/L	µg/L	µg/L	µg/L	µg/L	
		Analytical Method	Result					
Chloroethane	NA	U.S. EPA Method 8260	ND	ND	ND	ND	ND	
Chloroform	70	U.S. EPA Method 8260	ND	ND	ND	ND	ND	
cis-1,2-DCE	70	U.S. EPA Method 8260	ND	ND	ND	ND	ND	
trans-1,2-DCE	100	U.S. EPA Method 8260	ND	ND	ND	ND	ND	
PCE	5	U.S. EPA Method 8260	ND	ND	ND	ND	ND	
TCE	5	U.S. EPA Method 8260	ND	ND	ND	ND	ND	
VC	2	U.S. EPA Method 8260	ND	60.1	40.9	36.4	32.4	

Chemical Name	U.S. EPA MCL Action Level (µg/L)	Location ID	VAS-02	VAS-02	VAS-02	VAS-03	VAS-03
		Field Sample ID	WVS-VAS02-111111- (25'-30')	WVS-VAS02-111111- (35'-40')	WVS-VAS02-111111- (45'-50')	WVS-VAS03-111411- (30'-35')	WVS-VAS03-111411- (40'-45')
		Laboratory ID	5054710001	5054710002	5054742001	5054786001	5054786002
		Sampling Date	11/11/2011	11/11/2011	11/11/2011	11/14/2011	11/14/2011
		Unit	µg/L	µg/L	µg/L	µg/L	µg/L
		Analytical Method	Result				
Chloroethane	NA	U.S. EPA Method 8260	ND	ND	ND	ND	ND
Chloroform	70	U.S. EPA Method 8260	ND	ND	ND	ND	ND
cis-1,2-DCE	70	U.S. EPA Method 8260	6.7	ND	ND	ND	ND
trans-1,2-DCE	100	U.S. EPA Method 8260	ND	ND	ND	ND	ND
PCE	5	U.S. EPA Method 8260	ND	ND	ND	ND	ND
TCE	5	U.S. EPA Method 8260	ND	ND	ND	ND	ND
VC	2	U.S. EPA Method 8260	ND	23	5.5	6.3	ND

TABLE 2
VERTICAL AQUIFER SAMPLING GROUNDWATER ANALYTICAL RESULTS SUMMARY - NOVEMBER 2011
WEST VERMONT STREET
SPEEDWAY, MARION COUNTY, INDIANA

Chemical Name	U.S. EPA MCL Action Level (µg/L)	Location ID	VAS-04	VAS-04	VAS-04	VAS-05	VAS-05
		Field Sample ID	(25'-30')	(39'-44')	(39'-44') DUP	(20'-25')	(32.5'-37.5')
		Laboratory ID	5054852003	5054852004	5054852006	5054874001	5054874002
		Sampling Date	11/15/2011	11/16/2011	11/16/2011	11/16/2011	11/16/2011
		Unit	µg/L	µg/L	µg/L	µg/L	µg/L
		Analytical Method	Result				
Chloroethane	NA	U.S. EPA Method 8260	ND	ND	ND	ND	ND
Chloroform	70	U.S. EPA Method 8260	ND	ND	ND	ND	ND
cis-1,2-DCE	70	U.S. EPA Method 8260	ND	ND	ND	ND	ND
trans-1,2-DCE	100	U.S. EPA Method 8260	ND	ND	ND	ND	ND
PCE	5	U.S. EPA Method 8260	ND	ND	ND	ND	ND
TCE	5	U.S. EPA Method 8260	ND	ND	ND	ND	ND
VC	2	U.S. EPA Method 8260	ND	ND	ND	ND	ND

Chemical Name	U.S. EPA MCL Action Level (µg/L)	Location ID	VAS-05	VAS-05
		Field Sample ID	(45'-50')	(63'-68')
		Laboratory ID	5054874003	5054902001
		Sampling Date	11/16/2011	11/17/2011
		Unit	µg/L	µg/L
		Analytical Method	Result	
Chloroethane	NA	U.S. EPA Method 8260	ND	ND
Chloroform	70	U.S. EPA Method 8260	ND	ND
cis-1,2-DCE	70	U.S. EPA Method 8260	ND	ND
trans-1,2-DCE	100	U.S. EPA Method 8260	ND	ND
PCE	5	U.S. EPA Method 8260	ND	ND
TCE	5	U.S. EPA Method 8260	ND	ND
VC	2	U.S. EPA Method 8260	ND	ND

Notes:

µg/L = Micrograms per Liter

ND = Not detected

TCE = Trichloroethene

VC = Vinyl chloride

DCE = Dichloroethene

MCL = Maximum contaminant level

U.S. EPA = United States Environmental Protection Agency

ID = Identification

PCE = Tetrachloroethene

VAS = Vertical aquifer sampling

Bolded and shaded results exceed enforceable U.S. EPA MCL drinking water standards.

**TABLE 3
GROUNDWATER ELEVATION SUMMARY - DECEMBER 2011
WEST VERMONT STREET
SPEEDWAY, MARION COUNTY, INDIANA**

Well ID	Top of Casing Elevation (ft amsl)	Depth to Water (ft btoc)	Groundwater Elevation (ft amsl)	Screened Interval (ft)	Total Depth (ft)
U.S. EPA Wells					
MW-WES-01a	716.13	20.42	695.71	32.5-37.5	37.5
MW-WES-01b	716.05	20.44	695.61	41-46	46
MW-WES-01c	715.96	20.11	695.85	50-55	55
MW-WES-02a	716.24	20.23	696.01	24-29	29
MW-WES-02b	716.28	20.31	695.97	35-40	40
MW-WES-02c	716.23	19.60	696.63	40-50	50
MW-WES-03a	717.42	22.70	694.72	30-35	35
MW-WES-03b	717.41	22.68	694.73	40-45	45
MW-WES-04a	717.85	20.74	697.11	30-35	35
MW-WES-04b	717.85	20.96	696.89	40-45	45
MW-WES-05a	717.04	19.52	697.52	20-25	25
MW-WES-05b	716.60	19.11	697.49	32.5-37.5	37.5
MW-WES-05c	715.95	18.50	697.45	45-50	50
Michigan Plaza Wells					
MMW-10S	712.69	15.62	697.07	15-25	25
MMW-11D	713.33	15.67	697.66	23-33	36
MMW-11S	713.17	15.51	697.66	14-24	24
MMW-12S	712.15	14.50	697.65	18-28	28
MMW-13D	713.28	15.51	697.77	35-50	50
MMW-14D	712.41	14.72	697.69	40-50	50
MMW-1S	712.92	15.39	697.53	10-20	20
MMW-2S	712.95	15.12	697.83	10-20	20
MMW-3S	710.20	11.76	698.44	18.5-28.5	30
MMW-4D	711.29	13.05	698.24	47.5-62.5	66
MMW-5D	711.27	12.84	698.43	36-46	51
MMW-6D	712.40	13.97	698.43	34-49	51
MMW-7S	712.09	13.57	698.52	12-22	26
MMW-8S	714.24	16.56	697.68	14-24	24
MMW-9S	713.71	16.61	697.10	15-25	25
MMW-C-01	715.73	19.63	696.10	NA	23.5
MMW-C-02	714.64	19.16	695.48	NA	NA
MMW-P-01	715.26	18.88	696.38	18-28	28
MMW-P-02	716.09	20.06	696.03	20-30	30
MMW-P-03D	716.02	19.89	696.13	25-35	40
MMW-P-03S	715.95	19.87	696.08	18-28	28
MMW-P-04	716.04	19.73	696.31	NA	20
MMW-P-05	715.55	19.26	696.29	18-28	28
MMW-P-06	716.14	19.90	696.24	18-28	28
MMW-P-07	714.90	17.99	696.91	18-28	28
MMW-P-08	714.53	17.51	697.02	18-28	28
MMW-P-09D	714.82	19.71	695.11	35-45	45
MMW-P-09S	714.80	19.78	695.02	18-28	28
MMW-P-10D	714.42	17.64	696.78	28-38	38
MMW-P-10S	714.35	17.00	697.35	18-28	28
MMW-P-11S	716.42	20.53	695.89	NA	26.65
MMW-P-12D	715.33	17.84	697.49	NA	37
MMW-P-12S	715.83	18.47	697.36	NA	25.7
MMW-P-13D	713.57	17.81	695.76	NA	37
MMW-P-13S	713.83	18.06	695.77	NA	27
Allison Transmission Wells					
MW-0102-S2	717.22	20.17	697.05	NA	NA
MW-0104-S2	719.28	17.18	702.10	NA	NA
MW-0105-S2	721.03	25.78	695.25	NA	NA
MW-0106-S2A	721.48	23.78	697.70	NA	NA
MW-0107-S2	719.64	22.55	697.09	NA	NA
MW-0116-S2	721.69	25.22	696.47	NA	NA
MW-0202-S2A	718.59	23.68	694.91	NA	NA
MW-0202-S2B	718.72	21.69	697.03	NA	NA
MW-0202-S3	718.48	23.68	694.80	NA	NA
MW-0210-S3	718.22	23.65	694.57	NA	NA
MW-0406-S2B	717.25	20.27	696.98	NA	NA
MW-0409-S2B	718.29	23.28	695.01	NA	NA
MW-0410-S2	721.74	21.45	700.29	NA	NA
MW-0412-S2	721.98	22.67 ¹	*	NA	NA
MW-0420-S3	718.90	24.03	694.87	NA	NA
MW-0421-S2A	717.72	20.54	697.18	NA	NA
MW-0421-S3	717.68	22.72	694.96	NA	NA
MW-0427-S2B	718.19	21.24	696.95	27-39	39
MW-0522-S2A	719.38	23.67	695.71	NA	28
MW-0522-S2B	719.35	23.71	695.64	NA	44
MW-0523-S2	721.70	27.05	694.65	NA	NA
MW-0524-S2A	719.78	23.48	696.30	NA	26.25
MW-0524-S2B	719.71	23.49	696.22	NA	42
MW-0525-S2	719.64	22.64	697.00	NA	NA
MW-0526-S2A	719.86	22.89 ¹	*	NA	NA
MW-0526-S2B	720.38	24.44	695.94	NA	NA
MW-0622-S2A	720.00	23.51	696.49	NA	NA
MW-0623-S2A	718.93	23.16	695.77	NA	NA
MW-0624-S2	721.38	24.82	696.56	NA	NA
MW-0625-S2A	720.43	24.93	695.50	NA	NA

**TABLE 3
GROUNDWATER ELEVATION SUMMARY - DECEMBER 2011
WEST VERMONT STREET
SPEEDWAY, MARION COUNTY, INDIANA**

Well ID	Top of Casing Elevation (ft amsl)	Depth to Water (ft btoc)	Groundwater Elevation (ft amsl)	Screened Interval (ft)	Total Depth (ft)
MW-0629-S2	721.46	19.18	702.28	NA	NA
MW-0629-S3	721.45	26.34	695.11	NA	NA
MW-0632-S2	720.50	22.55	697.95	NA	NA
MW-0709-S2	719.68	18.17	701.51	NA	NA
MW-0803-S2	720.20	25.12	695.08	NA	NA
MW-0814-S2	722.13	27.31	694.82	NA	NA
MW-0815-S2	721.91	27.17	694.74	NA	NA
MW-0816-S2	721.80	26.81	694.99	NA	NA
MW-0817-S2B	717.08	20.37	696.71	NA	NA
MW-0817-S3	717.00	21.94	695.06	NA	NA
MW-0818-S3	717.82	22.66	695.16	NA	NA
MW-0904-S3	718.20	23.21	694.99	NA	NA
MW-1001-S2B	717.61	20.10	697.51	NA	NA
MW-1001-S3	717.40	20.95	696.45	NA	NA
MW-1002-S2B	717.05	19.31	697.74	NA	NA
MW-1002-S3	717.41	20.44	696.97	NA	NA
MW-1002-S3-4	716.05	18.92	697.13	NA	NA
MW-1003-S3 ²	NA	23.86	NA	NA	55
MW-16-S2	720.28	19.24	701.04	NA	NA
MW-28-S2	722.09	27.20	694.89	NA	NA
MW-30-S2	720.89	26.82	694.07	NA	NA
MW-31-S2	720.77	25.40	695.37	NA	NA
MW-32-S2	722.15	27.44	694.71	NA	NA
MW-33-S2	720.48	25.13	695.35	NA	NA
MW-34-S2	720.50	23.39	697.11	NA	NA
MW-3-9-S2	723.42	25.16	698.26	NA	NA
MW-S2-0601	718.03	20.83	697.20	NA	NA
MW-S2A-0501	717.50	18.68	698.82	NA	NA
MW-S2B-0501	717.37	20.33	697.04	NA	NA
MW-S3-0501	717.84	22.77	695.07	NA	NA
MW-S3-0601	718.00	23.32	694.68	NA	NA
Genuine Parts Wells					
MW-10-1R	714.74	15.23	699.51	NA	NA
MW-132R	711.54	10.90	700.64	NA	NA
MW-133R	708.93	9.08	699.85	NA	NA
MW-135	713.48	13.34	700.14	NA	NA
MW-145	707.77	8.44	699.33	17.5-27.5	28
MW-146	708.41	9.20	699.21	15-25	25.3
MW-147AR	711.45	10.84	700.61	20-30	30.5
MW-148R	711.21	10.72	700.49	10.5-25.5	25.5
MW-150	712.57	13.34	699.23	4-19	20
MW-151	712.60	13.78	698.82	5-20	20
MW-152	712.76	13.22	699.54	4.8	19.8
MW-153	711.50	11.46	700.04	4.5-19	20
MW-154	714.00	13.32	700.68	5-20	20
MW-155	717.32	16.74	700.58	14-29	29
MW-156	711.65	11.98	699.67	5-20	20
MW-158	719.94	19.13	700.81	NA	NA
MW-159	709.84	11.82	698.02	NA	NA
MW-160	702.18	3.30	698.88	3.5-13.5	13.5
MW-161	703.94	4.89	699.05	3.5-14.5	14.5
MW-162	712.73	12.57	700.16	10.5-20	20
MW-163	712.09	10.75	701.34	6.5-16.5	16.5
MW-164	718.23	19.40	698.83	21.5-26.5	26.5
MW-165D	712.19	13.55	698.64	42.5-48	48
MW-165S	712.31	13.73	698.58	10.5-20.5	20.5
MW-166D	712.49	14.33	698.16	46-52	52
MW-166S	712.70	14.58	698.12	10.5-20.5	20.5
MW-167D	715.61	17.95	697.66	29-34	34
MW-167S	716.07	18.37	697.70	12.5-22.5	22.5
MW-168D	714.46	17.24	697.22	27-32	32
MW-168S	714.58	17.29	697.29	12.5-22.5	22.5
MW-169D	715.69	20.35	695.34	33-38	38
MW-169S	715.92	20.54	695.38	15.5	26
MW-170D	717.07	21.20	695.87	35-40	40
MW-170S	717.14	21.28	695.86	18-28	28
MW-171D	711.62	15.91	695.71	45-50	50
MW-171S	711.58	15.35	696.23	13-23	23
MW-174S	717.78	20.47	697.31	14-24	24
MW-174D	717.42	20.47	696.95	14-24	48
MW-175S	718.66	21.11	697.55	15-25	25
MW-175D	718.75	21.00	697.75	37-42	42
MW-200	712.72	13.00	699.72	45-50	50
MW-201	712.01	11.62	700.39	36-38	50

TABLE 3
GROUNDWATER ELEVATION SUMMARY - DECEMBER 2011
WEST VERMONT STREET
SPEEDWAY, MARION COUNTY, INDIANA

Well ID	Top of Casing Elevation (ft amsl)	Depth to Water (ft btoc)	Groundwater Elevation (ft amsl)	Screened Interval (ft)	Total Depth (ft)
Residential Area Wells					
RES-4042 WVS	NA	23.43	NA	NA	33

Notes:

* = Groundwater elevation not calculated because of presence of nonaqueous-phase liquid

amsl = Above mean sea level

btoc = Below top of casing

ft = Foot

ID = Identification

NA = Information not readily available

¹ Nonaqueous-phase liquid present; depth listed is from top of casing to nonaqueous-phase liquid

² Well gauged; geographic coordinate and top of casing elevation unavailable

**TABLE 4
MONITORING WELL GROUNDWATER ANALYTICAL RESULTS SUMMARY - DECEMBER 2011
WEST VERMONT STREET
SPEEDWAY, MARION COUNTY, INDIANA**

Well ID	Screened Zone	Chloroethane	cis-1,2-DCE	trans-1,2-DCE	PCE	TCE	VC
		µg/L	µg/L	µg/L	µg/L	µg/L	µg/L
		NA ¹	70 ¹	100 ¹	5 ¹	5 ¹	2 ¹
Result							
U.S. EPA Wells							
MW-WES-01a	A ₂ Shallow	ND	ND	ND	ND	ND	6.3
MW-WES-01b	A ₂ Deep	ND	ND	ND	ND	ND	65.2
MW-WES-01b dup	A ₂ Deep	ND	ND	ND	ND	ND	62.9D
MW-WES-01c	A ₂ Deep	ND	ND	ND	ND	ND	15
MW-WES-02a	A ₂ Shallow	ND	11.4	ND	ND	ND	ND
MW-WES-02b	A ₂ Deep	ND	ND	ND	ND	ND	17.9
MW-WES-02c	A ₂ Deep	ND	ND	ND	ND	ND	2.1
MW-WES-03a	A ₂ Shallow	ND	ND	ND	ND	ND	ND
MW-WES-03a dup	A ₂ Shallow	ND	ND	ND	ND	ND	ND
MW-WES-03b	A ₂ Deep	ND	ND	ND	ND	ND	ND
MW-WES-04a	A ₂ Shallow	ND	ND	ND	ND	ND	ND
MW-WES-04b	A ₂ Deep	ND	ND	ND	ND	ND	ND
MW-WES-05a	A ₂ Shallow	ND	ND	ND	ND	ND	ND
MW-WES-05b	A ₂ Deep	ND	ND	ND	ND	ND	ND
MW-WES-05c	A ₂ Deep	ND	ND	ND	ND	ND	ND
Michigan Plaza Wells							
		Chloroethane	cis-1,2-DCE	trans-1,2-DCE	PCE	TCE	VC
MMW-10S	A ₂ Shallow	ND	262	8.4	37.8	21.3	278
MMW-11S	A ₂ Shallow	ND	693	24.9	ND	ND	10.8
MMW-12S	A ₂ Shallow	ND	895	13.2	ND	ND	114
MMW-13D	A ₂ Deep	ND	923	ND	ND	ND	182
MMW-14D	A ₂ Deep	ND	31.7	ND	ND	ND	2.3
MMW-1S	A ₂ Shallow	ND	ND	ND	400	20.6	ND
MMW-4D	A ₂ Deep	ND	760	ND	ND	ND	206
MMW-5D	A ₂ Deep	ND	232	ND	ND	ND	94.1
MMW-6D	A ₂ Deep	ND	ND	ND	ND	ND	75.2
MMW-8S	A ₂ Shallow	ND	8.1	ND	7.8	ND	206
MMW-9S	A ₂ Shallow	ND	2460	67.2	5.7	5.7	784
MMW-C-01	A ₂ Shallow	ND	17.3	ND	15.6	ND	119
MMW-P-01	A ₂ Shallow	ND	619	14.1	18.1	10.2	2120
MMW-P-02	A ₂ Shallow	ND	50	ND	35.6	ND	724
MMW-P-03D	A ₂ Deep	ND	ND	ND	ND	ND	179
MMW-P-03S	A ₂ Shallow	11.1	31	7.6	ND	ND	347
MMW-P-05	A ₂ Shallow	ND	8.7	ND	ND	ND	52.7
MMW-P-05 dup	A ₂ Shallow	ND	8.1	ND	ND	ND	53.9D
MMW-P-06	A ₂ Shallow	ND	7710	60	ND	ND	10500
MMW-P-07	A ₂ Shallow	ND	150	ND	ND	ND	871
MMW-P-08	A ₂ Shallow	ND	16.5	ND	ND	ND	245
MMW-P-09D	A ₂ Deep	ND	ND	ND	ND	ND	85.7
MMW-P-10D	A ₂ Deep	ND	ND	ND	ND	ND	1780

TABLE 4
MONITORING WELL GROUNDWATER ANALYTICAL RESULTS SUMMARY - DECEMBER 2011
WEST VERMONT STREET
SPEEDWAY, MARION COUNTY, INDIANA

Well ID	Screened Zone	Chloroethane	cis-1,2-DCE	trans-1,2-DCE	PCE	TCE	VC
		µg/L	µg/L	µg/L	µg/L	µg/L	µg/L
		NA ¹	70 ¹	100 ¹	5 ¹	5 ¹	2 ¹
Result							
MMW-P-10S	A ₂ Shallow	ND	ND	ND	ND	ND	ND
MMW-P-11S	A ₂ Shallow	ND	5.8	ND	471	ND	12.7
MMW-P-12D	A ₂ Deep	ND	769	17.7	ND	ND	96.1
MMW-P-12S	A ₂ Shallow	ND	530	17.5	ND	ND	66.7
MMW-P-13D	A ₂ Deep	ND	ND	ND	ND	ND	170
MMW-P-13S	A ₂ Shallow	ND	ND	ND	ND	ND	32.4
Allison Transmission Wells²							
		Chloroethane	cis-1,2-DCE	trans-1,2-DCE	PCE	TCE	VC
MW-0522-S2A	A ₂ Shallow	ND	ND	ND	ND	ND	ND
MW-0522-S2B	A ₂ Shallow	ND	ND	ND	ND	ND	ND
MW-0522-S2B dup	A ₂ Shallow	ND	ND	ND	ND	ND	ND
MW-0524-S2A	A ₂ Shallow	ND	ND	ND	ND	ND	ND
MW-0524-S2B	A ₂ Deep	ND	ND	ND	ND	ND	ND
MW-1003-S3	A ₂ Deep	ND	ND	ND	ND	ND	ND
Genuine Parts Wells							
		Chloroethane	cis-1,2-DCE	trans-1,2-DCE	PCE	TCE	VC
MW-145	A ₂ Shallow	ND	46.9	ND	ND	ND	6.1
MW-148R	A ₂ Shallow	ND	127	8.9	ND	110	ND
MW-161	A ₂ Shallow	ND	ND	ND	ND	ND	ND
MW-161 dup	A ₂ Shallow	ND	ND	ND	ND	ND	ND
MW-165D	A ₂ Deep	ND	53.5	ND	ND	ND	67.3
MW-165D dup	A ₂ Deep	ND	58.1	ND	ND	ND	73.3D
MW-165S	A ₂ Shallow	ND	ND	ND	ND	ND	ND
MW-166D	A ₂ Deep	ND	ND	ND	ND	ND	ND
MW-166S	A ₂ Shallow	ND	98.8	ND	ND	ND	5.2
MW-167D	A ₂ Deep	ND	493	21.2	ND	ND	15.7
MW-168D	A ₂ Deep	ND	5	ND	ND	ND	122
MW-169D	A ₂ Deep	ND	ND	ND	ND	ND	22.6
MW-170D	A ₂ Deep	ND	ND	ND	ND	ND	63.6
MW-170S	A ₂ Shallow	ND	ND	ND	ND	ND	ND
MW-174S	A ₂ Shallow	ND	ND	ND	ND	ND	ND
MW-174D	A ₂ Deep	ND	10.9	ND	ND	ND	ND
MW-175S	A ₂ Shallow	ND	ND	ND	ND	ND	ND
MW-175D	A ₂ Deep	ND	ND	ND	ND	ND	ND

TABLE 4
MONITORING WELL GROUNDWATER ANALYTICAL RESULTS SUMMARY - DECEMBER 2011
WEST VERMONT STREET
SPEEDWAY, MARION COUNTY, INDIANA

Well ID	Screened Zone	Chloroethane	cis-1,2-DCE	trans-1,2-DCE	PCE	TCE	VC
		µg/L	µg/L	µg/L	µg/L	µg/L	µg/L
		NA ¹	70 ¹	100 ¹	5 ¹	5 ¹	2 ¹
Result							
Residential Area Wells							
Well ID	Screened Zone	Chloroethane	cis-1,2-DCE	trans-1,2-DCE	PCE	TCE	VC
RES-4012 COS	A ₂ Deep	ND	ND	ND	ND	ND	26.1
RES-4031 COS	A ₂ Deep	ND	ND	ND	ND	ND	ND
RES-4031 COS dup	A ₂ Deep	ND	ND	ND	ND	ND	ND
RES-4018 WVS	A ₂ Deep	ND	ND	ND	ND	ND	4.8
RES-4042 WVS	A2 Shallow	ND	ND	ND	ND	ND	ND

Notes:

µg/L = Micrograms per Liter

DCE = Dichloroethene

Well ID = Well Identification

MCL = Maximum Contaminant Level

62.9D/dup = Duplicate result

ND = Not detected above the screening value

PCE = Tetrachloroethene

TCE = Trichloroethene

U.S. EPA = United States Environmental Protection Agency

VC = Vinyl chloride

VOC = Volatile organic compound

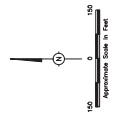
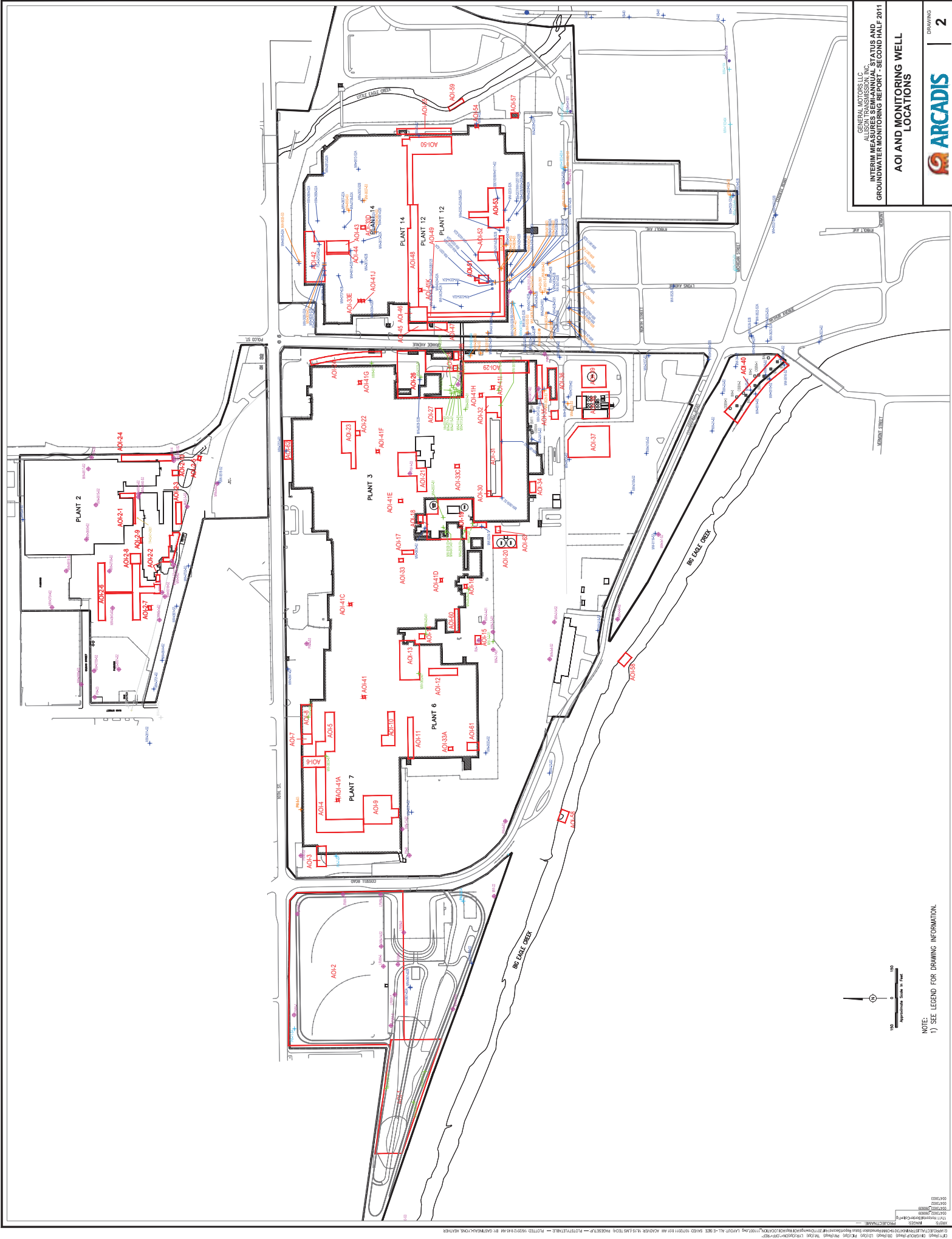
Bolded and shaded results exceed U.S. EPA MCL drinking water standards.

¹ Action level based on enforceable U.S. EPA MCL

² These results were collected by GM's consultant ARCADIS. GM is the responsible party for this Site.

APPENDIX A

**ALLISON AREAS OF INTEREST MONITORING WELL LOCATION AND
IDENTIFICATION DRAWING 2 (ARCADIS 2011)**



NOTE:
 1) SEE LEGEND FOR DRAWING INFORMATION.

PROJECT: GM-2011-001
 DRAWING: AOI AND MONITORING WELL LOCATIONS
 DATE: 11/11/2011
 SCALE: AS SHOWN
 SHEET NO: 2 OF 2

APPENDIX B

**DATA VALIDATION AND ANALYTICAL REPORTS FOR THE U.S. EPA
(WESTON SOLUTIONS, INC.) 2011 INVESTIGATION**

**WEST VERMONT HYDROGEOLOGIC INVESTIGATION
SPEEDWAY, INDIANA
DATA VALIDATION REPORT**

Date: November 18, 2011

Laboratory: Pace Analytical Services, Inc. (Pace), Indianapolis, Indiana

Laboratory Project #: 5054618, 5054648, 5054676

Data Validation Performed By: Lisa Graczyk, Weston Solutions, Inc. (WESTON) Superfund Technical Assessment and Response Team (START)

Weston Analytical Work Order #/TDD #: 20405.016.001.1625.00/S05-0001-1109-031

This data validation report has been prepared by WESTON START under the START III Region V contract. This report documents the data validation for five water samples collected for the West Vermont Hydrogeological Investigation Site that were analyzed for the following parameters and U.S. Environmental Protection Agency (U.S. EPA) methods:

- Target Compound List (TCL) Volatile Organic Compounds (VOC) by SW-846 Method 8260

A level II data package was requested from Pace. The data validation was conducted in general accordance with the U.S. EPA "Contract Laboratory Program National Functional Guidance for Superfund Organic Methods Data Review" dated June 2008. The Attachment contains the results summary sheets with the hand-written qualifiers applied during data validation.

TCL VOCs BY SW-846 METHOD 8260

1. Samples

The following table summarizes the samples for which this data validation is being conducted.

Samples	Lab ID	Matrix	Date Collected	Date Analyzed
WVS-110911-VAS01(25-30)	5054618001	Water	11/9/2011	11/9/2011
WVS-110911-VAS01-(32.5-37.5)	5054648001	Water	11/9/2011	11/10/2011
WVS-111011-VAS01-(41-46)	5054648002	Water	11/10/2011	11/10/2011
WVS-111011-VAS01-(41-46) DUP	5054648003	Water	11/10/2011	11/10/2011
WVS-111011-VAS01-(50-55')	5054676001	Water	11/10/2011	11/11/2011

2. Holding Times

The samples were analyzed within the required holding time limit of 14 days from sample collection.

3. **Blanks**

Method blanks were analyzed with the VOC analyses and were free of target compound contamination above the reporting limit.

4. **Surrogate Results**

The surrogate recovery results were within the laboratory-established quality control (QC) limits.

5. **Laboratory Control Sample (LCS) Results**

The LCS recoveries were within laboratory QC limits.

6. **Matrix Spike (MS) and Matrix Spike Duplicate (MSD) Results**

An MS and MSD were not analyzed with the samples. No qualifications are required.

7. **Field Duplicate Results**

Sample WVS-111011-VAS01-(41-46) DUP is a field duplicate of sample WVS-111011-VAS01-(41-46). Vinyl chloride was the only compound detected in both samples. The relative percent difference (RPD) was calculated to be 11.6 percent which is acceptable. There is good correlation between the field sample and field duplicate.

8. **Overall Assessment**

The VOC data are acceptable for use based on the information received.

Data Validation Report
West Vermont Hydrogeological Investigation
Pace Analytical Services, Inc.
Laboratory Project #: 5054618, 5054648, 5054676

ATTACHMENT

**PACE ANALYTICAL SERVICES, INC.
RESULTS SUMMARY**

ANALYTICAL RESULTS

Project: West Vermont Street

Pace Project No.: 5054618

Sample: WVS-110911-VAS01(25-30)	Lab ID: 5054618001	Collected: 11/09/11 15:10	Received: 11/09/11 16:15	Matrix: Water				
Parameters	Results	Units	Report Limit	DF	Prepared	Analyzed	CAS No.	Qual
8260 MSV		Analytical Method: EPA 8260						
Acetone	ND ug/L		100	1		11/09/11 23:56	67-64-1	
Benzene	ND ug/L		5.0	1		11/09/11 23:56	71-43-2	
Bromochloromethane	ND ug/L		5.0	1		11/09/11 23:56	74-97-5	
Bromodichloromethane	ND ug/L		5.0	1		11/09/11 23:56	75-27-4	
Bromoform	ND ug/L		5.0	1		11/09/11 23:56	75-25-2	
Bromomethane	ND ug/L		5.0	1		11/09/11 23:56	74-83-9	
2-Butanone (MEK)	ND ug/L		25.0	1		11/09/11 23:56	78-93-3	
Carbon disulfide	ND ug/L		10.0	1		11/09/11 23:56	75-15-0	
Carbon tetrachloride	ND ug/L		5.0	1		11/09/11 23:56	56-23-5	
Chlorobenzene	ND ug/L		5.0	1		11/09/11 23:56	108-90-7	
Chloroethane	ND ug/L		5.0	1		11/09/11 23:56	75-00-3	
Chloroform	ND ug/L		5.0	1		11/09/11 23:56	67-66-3	
Chloromethane	ND ug/L		5.0	1		11/09/11 23:56	74-87-3	
Cyclohexane	ND ug/L		100	1		11/09/11 23:56	110-82-7	N2
1,2-Dibromo-3-chloropropane	ND ug/L		10.0	1		11/09/11 23:56	96-12-8	
Dibromochloromethane	ND ug/L		5.0	1		11/09/11 23:56	124-48-1	
1,2-Dibromoethane (EDB)	ND ug/L		5.0	1		11/09/11 23:56	106-93-4	
1,2-Dichlorobenzene	ND ug/L		5.0	1		11/09/11 23:56	95-50-1	
1,3-Dichlorobenzene	ND ug/L		5.0	1		11/09/11 23:56	541-73-1	
1,4-Dichlorobenzene	ND ug/L		5.0	1		11/09/11 23:56	106-46-7	
Dichlorodifluoromethane	ND ug/L		5.0	1		11/09/11 23:56	75-71-8	
1,1-Dichloroethane	ND ug/L		5.0	1		11/09/11 23:56	75-34-3	
1,2-Dichloroethane	ND ug/L		5.0	1		11/09/11 23:56	107-06-2	
1,1-Dichloroethene	ND ug/L		5.0	1		11/09/11 23:56	75-35-4	
cis-1,2-Dichloroethene	ND ug/L		5.0	1		11/09/11 23:56	156-59-2	
trans-1,2-Dichloroethene	ND ug/L		5.0	1		11/09/11 23:56	156-60-5	
1,2-Dichloropropane	ND ug/L		5.0	1		11/09/11 23:56	78-87-5	
cis-1,3-Dichloropropene	ND ug/L		5.0	1		11/09/11 23:56	10061-01-5	
trans-1,3-Dichloropropene	ND ug/L		5.0	1		11/09/11 23:56	10061-02-6	
1,4-Dioxane (p-Dioxane)	ND ug/L		100	1		11/09/11 23:56	123-91-1	N2
Ethylbenzene	ND ug/L		5.0	1		11/09/11 23:56	100-41-4	
2-Hexanone	ND ug/L		25.0	1		11/09/11 23:56	591-78-6	
Isopropylbenzene (Cumene)	ND ug/L		5.0	1		11/09/11 23:56	98-82-8	
Methyl acetate	ND ug/L		50.0	1		11/09/11 23:56	79-20-9	N2
Methylcyclohexane	ND ug/L		50.0	1		11/09/11 23:56	108-87-2	N2
Methylene chloride	ND ug/L		5.0	1		11/09/11 23:56	75-09-2	
4-Methyl-2-pentanone (MIBK)	ND ug/L		25.0	1		11/09/11 23:56	108-10-1	
Methyl-tert-butyl ether	ND ug/L		4.0	1		11/09/11 23:56	1634-04-4	
Styrene	ND ug/L		5.0	1		11/09/11 23:56	100-42-5	
1,1,2,2-Tetrachloroethane	ND ug/L		5.0	1		11/09/11 23:56	79-34-5	
Tetrachloroethene	ND ug/L		5.0	1		11/09/11 23:56	127-18-4	
Toluene	ND ug/L		5.0	1		11/09/11 23:56	108-88-3	
1,2,3-Trichlorobenzene	ND ug/L		5.0	1		11/09/11 23:56	87-61-6	
1,2,4-Trichlorobenzene	ND ug/L		5.0	1		11/09/11 23:56	120-82-1	
1,1,1-Trichloroethane	ND ug/L		5.0	1		11/09/11 23:56	71-55-6	
1,1,2-Trichloroethane	ND ug/L		5.0	1		11/09/11 23:56	79-00-5	
Trichloroethene	ND ug/L		5.0	1		11/09/11 23:56	79-01-6	

Date: 11/10/2011 10:29 AM

REPORT OF LABORATORY ANALYSIS

Page 4 of 9

This report shall not be reproduced, except in full,
without the written consent of Pace Analytical Services, Inc..

ANALYTICAL RESULTS

Project: West Vermont Street

Pace Project No.: 5054618

Sample: WVS-110911-VAS01(25-30) **Lab ID: 5054618001** Collected: 11/09/11 15:10 Received: 11/09/11 16:15 Matrix: Water

Parameters	Results	Units	Report Limit	DF	Prepared	Analyzed	CAS No.	Qual
8260 MSV		Analytical Method: EPA 8260						
Trichlorofluoromethane	ND	ug/L	5.0	1		11/09/11 23:56	75-69-4	
1,1,2-Trichlorotrifluoroethane	ND	ug/L	5.0	1		11/09/11 23:56	76-13-1	
Vinyl chloride	ND	ug/L	2.0	1		11/09/11 23:56	75-01-4	
m&p-Xylene	ND	ug/L	5.0	1		11/09/11 23:56	179601-23-1	
o-Xylene	ND	ug/L	5.0	1		11/09/11 23:56	95-47-6	
Dibromofluoromethane (S)	105	%	83-123	1		11/09/11 23:56	1868-53-7	
4-Bromofluorobenzene (S)	95	%	72-125	1		11/09/11 23:56	460-00-4	
Toluene-d8 (S)	97	%	81-114	1		11/09/11 23:56	2037-26-5	

ANALYTICAL RESULTS

Project: West Vermont Street

Pace Project No.: 5054648

Sample: WVS-110911-VAS01-(32.5-37.5) **Lab ID:** 5054648001 Collected: 11/09/11 17:00 Received: 11/10/11 11:29 Matrix: Water

Parameters	Results	Units	Report Limit	DF	Prepared	Analyzed	CAS No.	Qual
8260 MSV		Analytical Method: EPA 8260						
Acetone	ND	ug/L	100	1		11/10/11 15:16	67-64-1	
Benzene	ND	ug/L	5.0	1		11/10/11 15:16	71-43-2	
Bromochloromethane	ND	ug/L	5.0	1		11/10/11 15:16	74-97-5	
Bromodichloromethane	ND	ug/L	5.0	1		11/10/11 15:16	75-27-4	
Bromoform	ND	ug/L	5.0	1		11/10/11 15:16	75-25-2	
Bromomethane	ND	ug/L	5.0	1		11/10/11 15:16	74-83-9	
2-Butanone (MEK)	ND	ug/L	25.0	1		11/10/11 15:16	78-93-3	
Carbon disulfide	ND	ug/L	10.0	1		11/10/11 15:16	75-15-0	
Carbon tetrachloride	ND	ug/L	5.0	1		11/10/11 15:16	56-23-5	
Chlorobenzene	ND	ug/L	5.0	1		11/10/11 15:16	108-90-7	
Chloroethane	ND	ug/L	5.0	1		11/10/11 15:16	75-00-3	
Chloroform	ND	ug/L	5.0	1		11/10/11 15:16	67-66-3	
Chloromethane	ND	ug/L	5.0	1		11/10/11 15:16	74-87-3	
Cyclohexane	ND	ug/L	100	1		11/10/11 15:16	110-82-7	N2
1,2-Dibromo-3-chloropropane	ND	ug/L	10.0	1		11/10/11 15:16	96-12-8	
Dibromochloromethane	ND	ug/L	5.0	1		11/10/11 15:16	124-48-1	
1,2-Dibromoethane (EDB)	ND	ug/L	5.0	1		11/10/11 15:16	106-93-4	
1,2-Dichlorobenzene	ND	ug/L	5.0	1		11/10/11 15:16	95-50-1	
1,3-Dichlorobenzene	ND	ug/L	5.0	1		11/10/11 15:16	541-73-1	
1,4-Dichlorobenzene	ND	ug/L	5.0	1		11/10/11 15:16	106-46-7	
Dichlorodifluoromethane	ND	ug/L	5.0	1		11/10/11 15:16	75-71-8	
1,1-Dichloroethane	ND	ug/L	5.0	1		11/10/11 15:16	75-34-3	
1,2-Dichloroethane	ND	ug/L	5.0	1		11/10/11 15:16	107-06-2	
1,1-Dichloroethene	ND	ug/L	5.0	1		11/10/11 15:16	75-35-4	
cis-1,2-Dichloroethene	ND	ug/L	5.0	1		11/10/11 15:16	156-59-2	
trans-1,2-Dichloroethene	ND	ug/L	5.0	1		11/10/11 15:16	156-60-5	
1,2-Dichloropropane	ND	ug/L	5.0	1		11/10/11 15:16	78-87-5	
cis-1,3-Dichloropropene	ND	ug/L	5.0	1		11/10/11 15:16	10061-01-5	
trans-1,3-Dichloropropene	ND	ug/L	5.0	1		11/10/11 15:16	10061-02-6	
1,4-Dioxane (p-Dioxane)	ND	ug/L	100	1		11/10/11 15:16	123-91-1	N2
Ethylbenzene	ND	ug/L	5.0	1		11/10/11 15:16	100-41-4	
2-Hexanone	ND	ug/L	25.0	1		11/10/11 15:16	591-78-6	
Isopropylbenzene (Cumene)	ND	ug/L	5.0	1		11/10/11 15:16	98-82-8	
Methyl acetate	ND	ug/L	50.0	1		11/10/11 15:16	79-20-9	N2
Methylcyclohexane	ND	ug/L	50.0	1		11/10/11 15:16	108-87-2	N2
Methylene chloride	ND	ug/L	5.0	1		11/10/11 15:16	75-09-2	
4-Methyl-2-pentanone (MIBK)	ND	ug/L	25.0	1		11/10/11 15:16	108-10-1	
Methyl-tert-butyl ether	ND	ug/L	4.0	1		11/10/11 15:16	1634-04-4	
Styrene	ND	ug/L	5.0	1		11/10/11 15:16	100-42-5	
1,1,2,2-Tetrachloroethane	ND	ug/L	5.0	1		11/10/11 15:16	79-34-5	
Tetrachloroethene	ND	ug/L	5.0	1		11/10/11 15:16	127-18-4	
Toluene	ND	ug/L	5.0	1		11/10/11 15:16	108-88-3	
1,2,3-Trichlorobenzene	ND	ug/L	5.0	1		11/10/11 15:16	87-61-6	
1,2,4-Trichlorobenzene	ND	ug/L	5.0	1		11/10/11 15:16	120-82-1	
1,1,1-Trichloroethane	ND	ug/L	5.0	1		11/10/11 15:16	71-55-6	
1,1,2-Trichloroethane	ND	ug/L	5.0	1		11/10/11 15:16	79-00-5	

Date: 11/11/2011 11:20 AM

REPORT OF LABORATORY ANALYSIS

Page 4 of 13

This report shall not be reproduced, except in full,
without the written consent of Pace Analytical Services, Inc..

ANALYTICAL RESULTS

Project: West Vermont Street

Pace Project No.: 5054648

Sample: WVS-110911-VAS01-(32.5-37.5) **Lab ID:** 5054648001 Collected: 11/09/11 17:00 Received: 11/10/11 11:29 Matrix: Water

Parameters	Results	Units	Report Limit	DF	Prepared	Analyzed	CAS No.	Qual
8260 MSV		Analytical Method: EPA 8260						
Trichloroethene	ND	ug/L	5.0	1		11/10/11 15:16	79-01-6	
Trichlorofluoromethane	ND	ug/L	5.0	1		11/10/11 15:16	75-69-4	
1,1,2-Trichlorotrifluoroethane	ND	ug/L	5.0	1		11/10/11 15:16	76-13-1	
Vinyl chloride	60.1	ug/L	2.0	1		11/10/11 15:16	75-01-4	
m&p-Xylene	ND	ug/L	5.0	1		11/10/11 15:16	179601-23-1	
o-Xylene	ND	ug/L	5.0	1		11/10/11 15:16	95-47-6	
Dibromofluoromethane (S)	103	%	83-123	1		11/10/11 15:16	1868-53-7	
4-Bromofluorobenzene (S)	93	%	72-125	1		11/10/11 15:16	460-00-4	
Toluene-d8 (S)	95	%	81-114	1		11/10/11 15:16	2037-26-5	

ANALYTICAL RESULTS

Project: West Vermont Street

Pace Project No.: 5054648

Sample: WVS-111011-VAS01-(41-46)	Lab ID: 5054648002	Collected: 11/10/11 10:00	Received: 11/10/11 11:29	Matrix: Water				
Parameters	Results	Units	Report Limit	DF	Prepared	Analyzed	CAS No.	Qual
8260 MSV		Analytical Method: EPA 8260						
Acetone	ND ug/L		100	1		11/10/11 15:50	67-64-1	
Benzene	ND ug/L		5.0	1		11/10/11 15:50	71-43-2	
Bromochloromethane	ND ug/L		5.0	1		11/10/11 15:50	74-97-5	
Bromodichloromethane	ND ug/L		5.0	1		11/10/11 15:50	75-27-4	
Bromoform	ND ug/L		5.0	1		11/10/11 15:50	75-25-2	
Bromomethane	ND ug/L		5.0	1		11/10/11 15:50	74-83-9	
2-Butanone (MEK)	ND ug/L		25.0	1		11/10/11 15:50	78-93-3	
Carbon disulfide	ND ug/L		10.0	1		11/10/11 15:50	75-15-0	
Carbon tetrachloride	ND ug/L		5.0	1		11/10/11 15:50	56-23-5	
Chlorobenzene	ND ug/L		5.0	1		11/10/11 15:50	108-90-7	
Chloroethane	ND ug/L		5.0	1		11/10/11 15:50	75-00-3	
Chloroform	ND ug/L		5.0	1		11/10/11 15:50	67-66-3	
Chloromethane	ND ug/L		5.0	1		11/10/11 15:50	74-87-3	
Cyclohexane	ND ug/L		100	1		11/10/11 15:50	110-82-7	N2
1,2-Dibromo-3-chloropropane	ND ug/L		10.0	1		11/10/11 15:50	96-12-8	
Dibromochloromethane	ND ug/L		5.0	1		11/10/11 15:50	124-48-1	
1,2-Dibromoethane (EDB)	ND ug/L		5.0	1		11/10/11 15:50	106-93-4	
1,2-Dichlorobenzene	ND ug/L		5.0	1		11/10/11 15:50	95-50-1	
1,3-Dichlorobenzene	ND ug/L		5.0	1		11/10/11 15:50	541-73-1	
1,4-Dichlorobenzene	ND ug/L		5.0	1		11/10/11 15:50	106-46-7	
Dichlorodifluoromethane	ND ug/L		5.0	1		11/10/11 15:50	75-71-8	
1,1-Dichloroethane	ND ug/L		5.0	1		11/10/11 15:50	75-34-3	
1,2-Dichloroethane	ND ug/L		5.0	1		11/10/11 15:50	107-06-2	
1,1-Dichloroethene	ND ug/L		5.0	1		11/10/11 15:50	75-35-4	
cis-1,2-Dichloroethene	ND ug/L		5.0	1		11/10/11 15:50	156-59-2	
trans-1,2-Dichloroethene	ND ug/L		5.0	1		11/10/11 15:50	156-60-5	
1,2-Dichloropropane	ND ug/L		5.0	1		11/10/11 15:50	78-87-5	
cis-1,3-Dichloropropene	ND ug/L		5.0	1		11/10/11 15:50	10061-01-5	
trans-1,3-Dichloropropene	ND ug/L		5.0	1		11/10/11 15:50	10061-02-6	
1,4-Dioxane (p-Dioxane)	ND ug/L		100	1		11/10/11 15:50	123-91-1	N2
Ethylbenzene	ND ug/L		5.0	1		11/10/11 15:50	100-41-4	
2-Hexanone	ND ug/L		25.0	1		11/10/11 15:50	591-78-6	
Isopropylbenzene (Cumene)	ND ug/L		5.0	1		11/10/11 15:50	98-82-8	
Methyl acetate	ND ug/L		50.0	1		11/10/11 15:50	79-20-9	N2
Methylcyclohexane	ND ug/L		50.0	1		11/10/11 15:50	108-87-2	N2
Methylene chloride	ND ug/L		5.0	1		11/10/11 15:50	75-09-2	
4-Methyl-2-pentanone (MIBK)	ND ug/L		25.0	1		11/10/11 15:50	108-10-1	
Methyl-tert-butyl ether	ND ug/L		4.0	1		11/10/11 15:50	1634-04-4	
Styrene	ND ug/L		5.0	1		11/10/11 15:50	100-42-5	
1,1,2,2-Tetrachloroethane	ND ug/L		5.0	1		11/10/11 15:50	79-34-5	
Tetrachloroethene	ND ug/L		5.0	1		11/10/11 15:50	127-18-4	
Toluene	ND ug/L		5.0	1		11/10/11 15:50	108-88-3	
1,2,3-Trichlorobenzene	ND ug/L		5.0	1		11/10/11 15:50	87-61-6	
1,2,4-Trichlorobenzene	ND ug/L		5.0	1		11/10/11 15:50	120-82-1	
1,1,1-Trichloroethane	ND ug/L		5.0	1		11/10/11 15:50	71-55-6	
1,1,2-Trichloroethane	ND ug/L		5.0	1		11/10/11 15:50	79-00-5	
Trichloroethene	ND ug/L		5.0	1		11/10/11 15:50	79-01-6	

Date: 11/11/2011 11:20 AM

REPORT OF LABORATORY ANALYSIS

Page 6 of 13

This report shall not be reproduced, except in full,
without the written consent of Pace Analytical Services, Inc..

ANALYTICAL RESULTS

Project: West Vermont Street

Pace Project No.: 5054648

Sample: WVS-111011-VAS01-(41-46) **Lab ID: 5054648002** Collected: 11/10/11 10:00 Received: 11/10/11 11:29 Matrix: Water

Parameters	Results	Units	Report Limit	DF	Prepared	Analyzed	CAS No.	Qual
8260 MSV		Analytical Method: EPA 8260						
Trichlorofluoromethane	ND	ug/L	5.0	1		11/10/11 15:50	75-69-4	
1,1,2-Trichlorotrifluoroethane	ND	ug/L	5.0	1		11/10/11 15:50	76-13-1	
Vinyl chloride	40.9	ug/L	2.0	1		11/10/11 15:50	75-01-4	
m&p-Xylene	ND	ug/L	5.0	1		11/10/11 15:50	179601-23-1	
o-Xylene	ND	ug/L	5.0	1		11/10/11 15:50	95-47-6	
Dibromofluoromethane (S)	103	%	83-123	1		11/10/11 15:50	1868-53-7	
4-Bromofluorobenzene (S)	95	%	72-125	1		11/10/11 15:50	460-00-4	
Toluene-d8 (S)	97	%	81-114	1		11/10/11 15:50	2037-26-5	

ANALYTICAL RESULTS

Project: West Vermont Street

Pace Project No.: 5054648

Sample: WVS-111011-VAS01-(41-46) **Lab ID:** 5054648003 **Collected:** 11/10/11 10:00 **Received:** 11/10/11 11:29 **Matrix:** Water
DUP

Parameters	Results	Units	Report Limit	DF	Prepared	Analyzed	CAS No.	Qual
8260 MSV		Analytical Method: EPA 8260						
Acetone	ND	ug/L	100	1		11/10/11 16:23	67-64-1	
Benzene	ND	ug/L	5.0	1		11/10/11 16:23	71-43-2	
Bromochloromethane	ND	ug/L	5.0	1		11/10/11 16:23	74-97-5	
Bromodichloromethane	ND	ug/L	5.0	1		11/10/11 16:23	75-27-4	
Bromoform	ND	ug/L	5.0	1		11/10/11 16:23	75-25-2	
Bromomethane	ND	ug/L	5.0	1		11/10/11 16:23	74-83-9	
2-Butanone (MEK)	ND	ug/L	25.0	1		11/10/11 16:23	78-93-3	
Carbon disulfide	ND	ug/L	10.0	1		11/10/11 16:23	75-15-0	
Carbon tetrachloride	ND	ug/L	5.0	1		11/10/11 16:23	56-23-5	
Chlorobenzene	ND	ug/L	5.0	1		11/10/11 16:23	108-90-7	
Chloroethane	ND	ug/L	5.0	1		11/10/11 16:23	75-00-3	
Chloroform	ND	ug/L	5.0	1		11/10/11 16:23	67-66-3	
Chloromethane	ND	ug/L	5.0	1		11/10/11 16:23	74-87-3	
Cyclohexane	ND	ug/L	100	1		11/10/11 16:23	110-82-7	N2
1,2-Dibromo-3-chloropropane	ND	ug/L	10.0	1		11/10/11 16:23	96-12-8	
Dibromochloromethane	ND	ug/L	5.0	1		11/10/11 16:23	124-48-1	
1,2-Dibromoethane (EDB)	ND	ug/L	5.0	1		11/10/11 16:23	106-93-4	
1,2-Dichlorobenzene	ND	ug/L	5.0	1		11/10/11 16:23	95-50-1	
1,3-Dichlorobenzene	ND	ug/L	5.0	1		11/10/11 16:23	541-73-1	
1,4-Dichlorobenzene	ND	ug/L	5.0	1		11/10/11 16:23	106-46-7	
Dichlorodifluoromethane	ND	ug/L	5.0	1		11/10/11 16:23	75-71-8	
1,1-Dichloroethane	ND	ug/L	5.0	1		11/10/11 16:23	75-34-3	
1,2-Dichloroethane	ND	ug/L	5.0	1		11/10/11 16:23	107-06-2	
1,1-Dichloroethene	ND	ug/L	5.0	1		11/10/11 16:23	75-35-4	
cis-1,2-Dichloroethene	ND	ug/L	5.0	1		11/10/11 16:23	156-59-2	
trans-1,2-Dichloroethene	ND	ug/L	5.0	1		11/10/11 16:23	156-60-5	
1,2-Dichloropropane	ND	ug/L	5.0	1		11/10/11 16:23	78-87-5	
cis-1,3-Dichloropropene	ND	ug/L	5.0	1		11/10/11 16:23	10061-01-5	
trans-1,3-Dichloropropene	ND	ug/L	5.0	1		11/10/11 16:23	10061-02-6	
1,4-Dioxane (p-Dioxane)	ND	ug/L	100	1		11/10/11 16:23	123-91-1	N2
Ethylbenzene	ND	ug/L	5.0	1		11/10/11 16:23	100-41-4	
2-Hexanone	ND	ug/L	25.0	1		11/10/11 16:23	591-78-6	
Isopropylbenzene (Cumene)	ND	ug/L	5.0	1		11/10/11 16:23	98-82-8	
Methyl acetate	ND	ug/L	50.0	1		11/10/11 16:23	79-20-9	N2
Methylcyclohexane	ND	ug/L	50.0	1		11/10/11 16:23	108-87-2	N2
Methylene chloride	ND	ug/L	5.0	1		11/10/11 16:23	75-09-2	
4-Methyl-2-pentanone (MIBK)	ND	ug/L	25.0	1		11/10/11 16:23	108-10-1	
Methyl-tert-butyl ether	ND	ug/L	4.0	1		11/10/11 16:23	1634-04-4	
Styrene	ND	ug/L	5.0	1		11/10/11 16:23	100-42-5	
1,1,2,2-Tetrachloroethane	ND	ug/L	5.0	1		11/10/11 16:23	79-34-5	
Tetrachloroethene	ND	ug/L	5.0	1		11/10/11 16:23	127-18-4	
Toluene	ND	ug/L	5.0	1		11/10/11 16:23	108-88-3	
1,2,3-Trichlorobenzene	ND	ug/L	5.0	1		11/10/11 16:23	87-61-6	
1,2,4-Trichlorobenzene	ND	ug/L	5.0	1		11/10/11 16:23	120-82-1	
1,1,1-Trichloroethane	ND	ug/L	5.0	1		11/10/11 16:23	71-55-6	
1,1,2-Trichloroethane	ND	ug/L	5.0	1		11/10/11 16:23	79-00-5	

Date: 11/11/2011 11:20 AM

REPORT OF LABORATORY ANALYSIS

Page 8 of 13

This report shall not be reproduced, except in full,
without the written consent of Pace Analytical Services, Inc..

ANALYTICAL RESULTS

Project: West Vermont Street

Pace Project No.: 5054648

Sample: WVS-111011-VAS01-(41-46) Lab ID: 5054648003 Collected: 11/10/11 10:00 Received: 11/10/11 11:29 Matrix: Water
DUP

Parameters	Results	Units	Report Limit	DF	Prepared	Analyzed	CAS No.	Qual
8260 MSV		Analytical Method: EPA 8260						
Trichloroethene	ND	ug/L	5.0	1		11/10/11 16:23	79-01-6	
Trichlorofluoromethane	ND	ug/L	5.0	1		11/10/11 16:23	75-69-4	
1,1,2-Trichlorotrifluoroethane	ND	ug/L	5.0	1		11/10/11 16:23	76-13-1	
Vinyl chloride	36.4	ug/L	2.0	1		11/10/11 16:23	75-01-4	
m&p-Xylene	ND	ug/L	5.0	1		11/10/11 16:23	179601-23-1	
o-Xylene	ND	ug/L	5.0	1		11/10/11 16:23	95-47-6	
Dibromofluoromethane (S)	102	%	83-123	1		11/10/11 16:23	1868-53-7	
4-Bromofluorobenzene (S)	99	%	72-125	1		11/10/11 16:23	460-00-4	
Toluene-d8 (S)	98	%	81-114	1		11/10/11 16:23	2037-26-5	

ANALYTICAL RESULTS

Project: West Vermont Street

Pace Project No.: 5054676

Sample: WVS-111011-VAS01-(50-55') **Lab ID:** 5054676001 Collected: 11/10/11 11:50 Received: 11/10/11 16:08 Matrix: Water

Parameters	Results	Units	Report Limit	DF	Prepared	Analyzed	CAS No.	Qual
8260 MSV		Analytical Method: EPA 8260						
Acetone	ND	ug/L	100	1		11/11/11 02:26	67-64-1	
Benzene	ND	ug/L	5.0	1		11/11/11 02:26	71-43-2	
Bromochloromethane	ND	ug/L	5.0	1		11/11/11 02:26	74-97-5	
Bromodichloromethane	ND	ug/L	5.0	1		11/11/11 02:26	75-27-4	
Bromoform	ND	ug/L	5.0	1		11/11/11 02:26	75-25-2	
Bromomethane	ND	ug/L	5.0	1		11/11/11 02:26	74-83-9	
2-Butanone (MEK)	ND	ug/L	25.0	1		11/11/11 02:26	78-93-3	
Carbon disulfide	ND	ug/L	10.0	1		11/11/11 02:26	75-15-0	
Carbon tetrachloride	ND	ug/L	5.0	1		11/11/11 02:26	56-23-5	
Chlorobenzene	ND	ug/L	5.0	1		11/11/11 02:26	108-90-7	
Chloroethane	ND	ug/L	5.0	1		11/11/11 02:26	75-00-3	
Chloroform	ND	ug/L	5.0	1		11/11/11 02:26	67-66-3	
Chloromethane	ND	ug/L	5.0	1		11/11/11 02:26	74-87-3	
Cyclohexane	ND	ug/L	100	1		11/11/11 02:26	110-82-7	N2
1,2-Dibromo-3-chloropropane	ND	ug/L	10.0	1		11/11/11 02:26	96-12-8	
Dibromochloromethane	ND	ug/L	5.0	1		11/11/11 02:26	124-48-1	
1,2-Dibromoethane (EDB)	ND	ug/L	5.0	1		11/11/11 02:26	106-93-4	
1,2-Dichlorobenzene	ND	ug/L	5.0	1		11/11/11 02:26	95-50-1	
1,3-Dichlorobenzene	ND	ug/L	5.0	1		11/11/11 02:26	541-73-1	
1,4-Dichlorobenzene	ND	ug/L	5.0	1		11/11/11 02:26	106-46-7	
Dichlorodifluoromethane	ND	ug/L	5.0	1		11/11/11 02:26	75-71-8	
1,1-Dichloroethane	ND	ug/L	5.0	1		11/11/11 02:26	75-34-3	
1,2-Dichloroethane	ND	ug/L	5.0	1		11/11/11 02:26	107-06-2	
1,1-Dichloroethene	ND	ug/L	5.0	1		11/11/11 02:26	75-35-4	
cis-1,2-Dichloroethene	ND	ug/L	5.0	1		11/11/11 02:26	156-59-2	
trans-1,2-Dichloroethene	ND	ug/L	5.0	1		11/11/11 02:26	156-60-5	
1,2-Dichloropropane	ND	ug/L	5.0	1		11/11/11 02:26	78-87-5	
cis-1,3-Dichloropropene	ND	ug/L	5.0	1		11/11/11 02:26	10061-01-5	
trans-1,3-Dichloropropene	ND	ug/L	5.0	1		11/11/11 02:26	10061-02-6	
1,4-Dioxane (p-Dioxane)	ND	ug/L	100	1		11/11/11 02:26	123-91-1	N2
Ethylbenzene	ND	ug/L	5.0	1		11/11/11 02:26	100-41-4	
2-Hexanone	ND	ug/L	25.0	1		11/11/11 02:26	591-78-6	
Isopropylbenzene (Cumene)	ND	ug/L	5.0	1		11/11/11 02:26	98-82-8	
Methyl acetate	ND	ug/L	50.0	1		11/11/11 02:26	79-20-9	N2
Methylcyclohexane	ND	ug/L	50.0	1		11/11/11 02:26	108-87-2	N2
Methylene chloride	ND	ug/L	5.0	1		11/11/11 02:26	75-09-2	
4-Methyl-2-pentanone (MIBK)	ND	ug/L	25.0	1		11/11/11 02:26	108-10-1	
Methyl-tert-butyl ether	ND	ug/L	4.0	1		11/11/11 02:26	1634-04-4	
Styrene	ND	ug/L	5.0	1		11/11/11 02:26	100-42-5	
1,1,2,2-Tetrachloroethane	ND	ug/L	5.0	1		11/11/11 02:26	79-34-5	
Tetrachloroethene	ND	ug/L	5.0	1		11/11/11 02:26	127-18-4	
Toluene	ND	ug/L	5.0	1		11/11/11 02:26	108-88-3	
1,2,3-Trichlorobenzene	ND	ug/L	5.0	1		11/11/11 02:26	87-61-6	
1,2,4-Trichlorobenzene	ND	ug/L	5.0	1		11/11/11 02:26	120-82-1	
1,1,1-Trichloroethane	ND	ug/L	5.0	1		11/11/11 02:26	71-55-6	
1,1,2-Trichloroethane	ND	ug/L	5.0	1		11/11/11 02:26	79-00-5	

ANALYTICAL RESULTS

Project: West Vermont Street

Pace Project No.: 5054676

Sample: **WVS-111011-VAS01-(50-55')** Lab ID: **5054676001** Collected: 11/10/11 11:50 Received: 11/10/11 16:08 Matrix: Water

Parameters	Results	Units	Report Limit	DF	Prepared	Analyzed	CAS No.	Qual
8260 MSV		Analytical Method: EPA 8260						
Trichloroethene	ND	ug/L	5.0	1		11/11/11 02:26	79-01-6	
Trichlorofluoromethane	ND	ug/L	5.0	1		11/11/11 02:26	75-69-4	
1,1,2-Trichlorotrifluoroethane	ND	ug/L	5.0	1		11/11/11 02:26	76-13-1	
Vinyl chloride	32.4	ug/L	2.0	1		11/11/11 02:26	75-01-4	
m&p-Xylene	ND	ug/L	5.0	1		11/11/11 02:26	179601-23-1	
o-Xylene	ND	ug/L	5.0	1		11/11/11 02:26	95-47-6	
Dibromofluoromethane (S)	106	%	83-123	1		11/11/11 02:26	1868-53-7	
4-Bromofluorobenzene (S)	92	%	72-125	1		11/11/11 02:26	460-00-4	
Toluene-d8 (S)	97	%	81-114	1		11/11/11 02:26	2037-26-5	

QUALIFIERS

Project: West Vermont Street

Pace Project No.: 5054676

DEFINITIONS

DF - Dilution Factor, if reported, represents the factor applied to the reported data due to changes in sample preparation, dilution of the sample aliquot, or moisture content.

ND - Not Detected at or above adjusted reporting limit.

J - Estimated concentration above the adjusted method detection limit and below the adjusted reporting limit.

MDL - Adjusted Method Detection Limit.

S - Surrogate

1,2-Diphenylhydrazine (8270 listed analyte) decomposes to Azobenzene.

Consistent with EPA guidelines, unrounded data are displayed and have been used to calculate % recovery and RPD values.

LCS(D) - Laboratory Control Sample (Duplicate)

MS(D) - Matrix Spike (Duplicate)

DUP - Sample Duplicate

RPD - Relative Percent Difference

NC - Not Calculable.

SG - Silica Gel - Clean-Up

U - Indicates the compound was analyzed for, but not detected.

N-Nitrosodiphenylamine decomposes and cannot be separated from Diphenylamine using Method 8270. The result reported for each analyte is a combined concentration.

Pace Analytical is TNI accredited. Contact your Pace PM for the current list of accredited analytes.

ANALYTE QUALIFIERS

N2 The lab does not hold TNI accreditation for this parameter.

**WEST VERMONT HYDROGEOLOGIC INVESTIGATION
SPEEDWAY, INDIANA
DATA VALIDATION REPORT**

Date: November 29, 2011

Laboratory: Pace Analytical Services, Inc. (Pace), Indianapolis, Indiana

Laboratory Project #: 5054712 and 5054747

Data Validation Performed By: Lisa Graczyk, Weston Solutions, Inc. (WESTON) Superfund Technical Assessment and Response Team (START)

Weston Analytical Work Order #/TDD #: 20405.016.001.1625.00/S05-0001-1109-031

This data validation report has been prepared by WESTON START under the START III Region V contract. This report documents the data validation for 13 soil samples collected for the West Vermont Hydrogeological Investigation Site that were analyzed for the following parameters and U.S. Environmental Protection Agency (U.S. EPA) methods:

- Target Compound List (TCL) Volatile Organic Compounds (VOC) by SW-846 Method 8260

A level II data package was requested from Pace. The data validation was conducted in general accordance with the U.S. EPA "Contract Laboratory Program National Functional Guidance for Superfund Organic Methods Data Review" dated June 2008. The Attachment contains the results summary sheets with the hand-written qualifiers applied during data validation.

TCL VOCs BY SW-846 METHOD 8260

1. Samples

The following table summarizes the samples for which this data validation is being conducted.

Samples	Lab ID	Matrix	Date Collected	Date Analyzed
WVS-SB01-(6.5-9)-111011-SS	5054712001	Soil	11/10/2011	11/16/2011
WVS-SB01-(16-19)-111011-SS	5054712002	Soil	11/10/2011	11/16/2011
WVS-SB02-(13-15)-111011-SS	5054712003	Soil	11/10/2011	11/16/2011
WVS-SB02-(13-14)-111011-SS	5054712004	Soil	11/10/2011	11/16/2011
WVS-SB03-(12-13)-111011-SS	5054712005	Soil	11/10/2011	11/16/2011
WVS-SB03-(19-20)-111011-SS	5054712006	Soil	11/10/2011	11/16/2011
WVS-SB04-(14-15)-111011-SS	5054712007	Soil	11/10/2011	11/16/2011
WVS-SB04-(14-15)-111011-SS-DUP	5054712008	Soil	11/10/2011	11/16/2011
WVS-SB05-(14-15)-111111-SS	5054747001	Soil	11/11/2011	11/16/2011
WVS-SB05-(17-18)-111111-SS	5054747002	Soil	11/11/2011	11/16/2011
WVS-SB06-(13-14)-111111-SS	5054747003	Soil	11/11/2011	11/16/2011
WVS-SB06-(19-20)-111111-SS	5054747004	Soil	11/11/2011	11/16/2011
WVS-SB06-(19-20)-111111-SS-DUP	5054747005	Soil	11/11/2011	11/17/2011

2. Holding Times

The samples were analyzed within the required holding time limit of 14 days from sample collection.

3. Blanks

Method blanks were analyzed with the VOC analyses and were free of target compound contamination above the reporting limit.

4. Surrogate Results

The surrogate recovery results were within the laboratory-established quality control (QC) limits.

5. Laboratory Control Sample (LCS) Results

The LCS recoveries were within laboratory QC limits except for as follows.

In the LCS associated with work order 5054712, dichlorodifluoromethane was detected low (56 percent recovery). The quantitation limits for dichlorodifluoromethane in work order 5054712 were flagged 'UJ' as estimated due to this discrepancy.

In an LCS associated with work order 5054747, the following VOCs were detected high: 1,2-dibromo-3-chloropropane and bromoform. Because these two compounds were not detected in the samples, no qualifications were required.

In an LCS associated with work order 5054747, methylene chloride was detected slightly below the QC limit with a recovery of 68 percent. No qualifications were applied for this minor discrepancy.

6. Matrix Spike (MS) and Matrix Spike Duplicate (MSD) Results

A site-specific MS and MSD were not analyzed with the samples. No qualifications are required.

7. Field Duplicate Results

Sample WVS-SB04-(14-15)-111011-SS-DUP is a field duplicate of sample WVS-SB04-(14-15)-111011-SS and sample WVS-SB06-(19-20)-111111-SS-DUP is a field duplicate of sample WVS-SB06-(19-20)-111111-SS.

For field duplicate WVS-SB06-(19-20)-111111-SS-DUP, both samples (field duplicate and parent sample) were non-detect for VOCs indicating good correlation between the two samples.

For field duplicate WVS-SB04-(14-15)-111011-SS-DUP, the parent sample contained 207 micrograms per kilogram ($\mu\text{g}/\text{kg}$) acetone and 9.1 $\mu\text{g}/\text{kg}$ methyl acetate. The field duplicate was non-detect for these two compounds. This indicates some minor sample heterogeneity associated with these compounds in this sample. No qualifications are required.

8. Overall Assessment

The VOC data are acceptable for use as qualified based on the information received.

Data Validation Report
West Vermont Hydrogeological Investigation
Pace Analytical Services, Inc.
Laboratory Project #: 5054712 and 5054747

ATTACHMENT

**PACE ANALYTICAL SERVICES, INC.
RESULTS SUMMARY**

ANALYTICAL RESULTS

Project: West Vermont Street Task 1624
Pace Project No.: 5054712

Sample: **WVS-SB01-(6.5-9)-111011-SS** Lab ID: **5054712001** Collected: 11/10/11 09:30 Received: 11/11/11 11:35 Matrix: Solid

Results reported on a "wet-weight" basis

Parameters	Results	Units	Report Limit	DF	Prepared	Analyzed	CAS No.	Qual
8260 MSV 5035A VOA		Analytical Method: EPA 8260						
Acetone	190	ug/kg	89.4	1		11/16/11 09:08	67-64-1	
Benzene	ND	ug/kg	4.5	1		11/16/11 09:08	71-43-2	
Bromochloromethane	ND	ug/kg	4.5	1		11/16/11 09:08	74-97-5	
Bromodichloromethane	ND	ug/kg	4.5	1		11/16/11 09:08	75-27-4	
Bromoform	ND	ug/kg	4.5	1		11/16/11 09:08	75-25-2	
Bromomethane	ND	ug/kg	4.5	1		11/16/11 09:08	74-83-9	
2-Butanone (MEK)	ND	ug/kg	22.4	1		11/16/11 09:08	78-93-3	
Carbon disulfide	ND	ug/kg	8.9	1		11/16/11 09:08	75-15-0	
Carbon tetrachloride	ND	ug/kg	4.5	1		11/16/11 09:08	56-23-5	
Chlorobenzene	ND	ug/kg	4.5	1		11/16/11 09:08	108-90-7	
Chloroethane	ND	ug/kg	4.5	1		11/16/11 09:08	75-00-3	
Chloroform	ND	ug/kg	4.5	1		11/16/11 09:08	67-66-3	
Chloromethane	ND	ug/kg	4.5	1		11/16/11 09:08	74-87-3	
Cyclohexane	ND	ug/kg	89.4	1		11/16/11 09:08	110-82-7	N2
1,2-Dibromo-3-chloropropane	ND	ug/kg	8.9	1		11/16/11 09:08	96-12-8	
Dibromochloromethane	ND	ug/kg	4.5	1		11/16/11 09:08	124-48-1	
1,2-Dibromoethane (EDB)	ND	ug/kg	4.5	1		11/16/11 09:08	106-93-4	
1,2-Dichlorobenzene	ND	ug/kg	4.5	1		11/16/11 09:08	95-50-1	
1,3-Dichlorobenzene	ND	ug/kg	4.5	1		11/16/11 09:08	541-73-1	
1,4-Dichlorobenzene	ND	ug/kg	4.5	1		11/16/11 09:08	106-46-7	
Dichlorodifluoromethane	ND	ug/kg	4.5	1		11/16/11 09:08	75-71-8	
1,1-Dichloroethane	ND	ug/kg	4.5	1		11/16/11 09:08	75-34-3	
1,2-Dichloroethane	ND	ug/kg	4.5	1		11/16/11 09:08	107-06-2	
1,1-Dichloroethene	ND	ug/kg	4.5	1		11/16/11 09:08	75-35-4	
cis-1,2-Dichloroethene	ND	ug/kg	4.5	1		11/16/11 09:08	156-59-2	
trans-1,2-Dichloroethene	ND	ug/kg	4.5	1		11/16/11 09:08	156-60-5	
1,2-Dichloropropane	ND	ug/kg	4.5	1		11/16/11 09:08	78-87-5	
cis-1,3-Dichloropropene	ND	ug/kg	4.5	1		11/16/11 09:08	10061-01-5	
trans-1,3-Dichloropropene	ND	ug/kg	4.5	1		11/16/11 09:08	10061-02-6	
1,4-Dioxane (p-Dioxane)	ND	ug/kg	447	1		11/16/11 09:08	123-91-1	N2
Ethylbenzene	ND	ug/kg	4.5	1		11/16/11 09:08	100-41-4	
2-Hexanone	ND	ug/kg	89.4	1		11/16/11 09:08	591-78-6	
Isopropylbenzene (Cumene)	ND	ug/kg	4.5	1		11/16/11 09:08	98-82-8	
Methyl acetate	16.4	ug/kg	4.5	1		11/16/11 09:08	79-20-9	N2
Methylcyclohexane	ND	ug/kg	4.5	1		11/16/11 09:08	108-87-2	N2
Methylene chloride	ND	ug/kg	17.9	1		11/16/11 09:08	75-09-2	
4-Methyl-2-pentanone (MIBK)	ND	ug/kg	22.4	1		11/16/11 09:08	108-10-1	
Methyl-tert-butyl ether	ND	ug/kg	4.5	1		11/16/11 09:08	1634-04-4	
Styrene	ND	ug/kg	4.5	1		11/16/11 09:08	100-42-5	
1,1,2,2-Tetrachloroethane	ND	ug/kg	4.5	1		11/16/11 09:08	79-34-5	
Tetrachloroethene	ND	ug/kg	4.5	1		11/16/11 09:08	127-18-4	
Toluene	ND	ug/kg	4.5	1		11/16/11 09:08	108-88-3	
1,2,3-Trichlorobenzene	ND	ug/kg	4.5	1		11/16/11 09:08	87-61-6	
1,2,4-Trichlorobenzene	ND	ug/kg	4.5	1		11/16/11 09:08	120-82-1	
1,1,1-Trichloroethane	ND	ug/kg	4.5	1		11/16/11 09:08	71-55-6	

Date: 11/23/2011 02:44 PM

REPORT OF LABORATORY ANALYSIS

Page 4 of 25

This report shall not be reproduced, except in full,
without the written consent of Pace Analytical Services, Inc..

29
11/29/11

ANALYTICAL RESULTS

Project: West Vermont Street Task 1624

Pace Project No.: 5054712

Sample: WVS-SB01-(6.5-9)-111011-SS **Lab ID:** 5054712001 Collected: 11/10/11 09:30 Received: 11/11/11 11:35 Matrix: Solid

Results reported on a "wet-weight" basis

Parameters	Results	Units	Report Limit	DF	Prepared	Analyzed	CAS No.	Qual
8260 MSV 5035A VOA		Analytical Method: EPA 8260						
1,1,2-Trichloroethane	ND	ug/kg	4.5	1		11/16/11 09:08	79-00-5	
Trichloroethene	ND	ug/kg	4.5	1		11/16/11 09:08	79-01-6	
Trichlorofluoromethane	ND	ug/kg	4.5	1		11/16/11 09:08	75-69-4	
1,1,2-Trichlorotrifluoroethane	ND	ug/kg	4.5	1		11/16/11 09:08	76-13-1	
Vinyl chloride	ND	ug/kg	4.5	1		11/16/11 09:08	75-01-4	
m&p-Xylene	ND	ug/kg	4.5	1		11/16/11 09:08	179601-23-1	
o-Xylene	ND	ug/kg	4.5	1		11/16/11 09:08	95-47-6	
Surrogates								
Dibromofluoromethane (S)	98 %		71-125	1		11/16/11 09:08	1868-53-7	
Toluene-d8 (S)	100 %		76-124	1		11/16/11 09:08	2037-26-5	
4-Bromofluorobenzene (S)	90 %		67-134	1		11/16/11 09:08	460-00-4	
Percent Moisture		Analytical Method: ASTM D2974-87						
Percent Moisture	3.7 %		0.10	1		11/14/11 12:02		

ANALYTICAL RESULTS

Project: West Vermont Street Task 1624
Pace Project No.: 5054712

Sample: WVS-SB01-(16-19)-111011-SS Lab ID: 5054712002 Collected: 11/10/11 10:20 Received: 11/11/11 11:35 Matrix: Solid

Results reported on a "wet-weight" basis

Parameters	Results	Units	Report Limit	DF	Prepared	Analyzed	CAS No.	Qual
8260 MSV 5035A VOA		Analytical Method: EPA 8260						
Acetone	ND	ug/kg	72.2	1		11/16/11 09:46	67-64-1	
Benzene	ND	ug/kg	3.6	1		11/16/11 09:46	71-43-2	
Bromochloromethane	ND	ug/kg	3.6	1		11/16/11 09:46	74-97-5	
Bromodichloromethane	ND	ug/kg	3.6	1		11/16/11 09:46	75-27-4	
Bromofom	ND	ug/kg	3.6	1		11/16/11 09:46	75-25-2	
Bromomethane	ND	ug/kg	3.6	1		11/16/11 09:46	74-83-9	
2-Butanone (MEK)	ND	ug/kg	18.0	1		11/16/11 09:46	78-93-3	
Carbon disulfide	ND	ug/kg	7.2	1		11/16/11 09:46	75-15-0	
Carbon tetrachloride	ND	ug/kg	3.6	1		11/16/11 09:46	56-23-5	
Chlorobenzene	ND	ug/kg	3.6	1		11/16/11 09:46	108-90-7	
Chloroethane	ND	ug/kg	3.6	1		11/16/11 09:46	75-00-3	
Chloroform	ND	ug/kg	3.6	1		11/16/11 09:46	67-66-3	
Chloromethane	ND	ug/kg	3.6	1		11/16/11 09:46	74-87-3	
Cyclohexane	ND	ug/kg	72.2	1		11/16/11 09:46	110-82-7	N2
1,2-Dibromo-3-chloropropane	ND	ug/kg	7.2	1		11/16/11 09:46	96-12-8	
Dibromochloromethane	ND	ug/kg	3.6	1		11/16/11 09:46	124-48-1	
1,2-Dibromoethane (EDB)	ND	ug/kg	3.6	1		11/16/11 09:46	106-93-4	
1,2-Dichlorobenzene	ND	ug/kg	3.6	1		11/16/11 09:46	95-50-1	
1,3-Dichlorobenzene	ND	ug/kg	3.6	1		11/16/11 09:46	541-73-1	
1,4-Dichlorobenzene	ND	ug/kg	3.6	1		11/16/11 09:46	106-46-7	
Dichlorodifluoromethane	ND	ug/kg	3.6	1		11/16/11 09:46	75-71-8	
1,1-Dichloroethane	ND	ug/kg	3.6	1		11/16/11 09:46	75-34-3	
1,2-Dichloroethane	ND	ug/kg	3.6	1		11/16/11 09:46	107-06-2	
1,1-Dichloroethene	ND	ug/kg	3.6	1		11/16/11 09:46	75-35-4	
cis-1,2-Dichloroethene	ND	ug/kg	3.6	1		11/16/11 09:46	156-59-2	
trans-1,2-Dichloroethene	ND	ug/kg	3.6	1		11/16/11 09:46	156-60-5	
1,2-Dichloropropane	ND	ug/kg	3.6	1		11/16/11 09:46	78-87-5	
cis-1,3-Dichloropropene	ND	ug/kg	3.6	1		11/16/11 09:46	10061-01-5	
trans-1,3-Dichloropropene	ND	ug/kg	3.6	1		11/16/11 09:46	10061-02-6	
1,4-Dioxane (p-Dioxane)	ND	ug/kg	361	1		11/16/11 09:46	123-91-1	N2
Ethylbenzene	ND	ug/kg	3.6	1		11/16/11 09:46	100-41-4	
2-Hexanone	ND	ug/kg	72.2	1		11/16/11 09:46	591-78-6	
Isopropylbenzene (Cumene)	ND	ug/kg	3.6	1		11/16/11 09:46	98-82-8	
Methyl acetate	ND	ug/kg	3.6	1		11/16/11 09:46	79-20-9	N2
Methylcyclohexane	ND	ug/kg	3.6	1		11/16/11 09:46	108-87-2	N2
Methylene chloride	ND	ug/kg	14.4	1		11/16/11 09:46	75-09-2	
4-Methyl-2-pentanone (MIBK)	ND	ug/kg	18.0	1		11/16/11 09:46	108-10-1	
Methyl-tert-butyl ether	ND	ug/kg	3.6	1		11/16/11 09:46	1634-04-4	
Styrene	ND	ug/kg	3.6	1		11/16/11 09:46	100-42-5	
1,1,2,2-Tetrachloroethane	ND	ug/kg	3.6	1		11/16/11 09:46	79-34-5	
Tetrachloroethene	ND	ug/kg	3.6	1		11/16/11 09:46	127-18-4	
Toluene	ND	ug/kg	3.6	1		11/16/11 09:46	108-88-3	
1,2,3-Trichlorobenzene	ND	ug/kg	3.6	1		11/16/11 09:46	87-61-6	
1,2,4-Trichlorobenzene	ND	ug/kg	3.6	1		11/16/11 09:46	120-82-1	
1,1,1-Trichloroethane	ND	ug/kg	3.6	1		11/16/11 09:46	71-55-8	

Date: 11/23/2011 02:44 PM

REPORT OF LABORATORY ANALYSIS

Page 6 of 25

This report shall not be reproduced, except in full,
without the written consent of Pace Analytical Services, Inc..

29
11/29/11

ANALYTICAL RESULTS

Project: West Vermont Street Task 1624

Pace Project No.: 5054712

Sample: WVS-SB01-(16-19)-111011-SS **Lab ID:** 5054712002 Collected: 11/10/11 10:20 Received: 11/11/11 11:35 Matrix: Solid

Results reported on a "wet-weight" basis

Parameters	Results	Units	Report Limit	DF	Prepared	Analyzed	CAS No.	Qual
8260 MSV 5035A VOA		Analytical Method: EPA 8260						
1,1,2-Trichloroethane	ND	ug/kg	3.6	1		11/16/11 09:46	79-00-5	
Trichloroethene	ND	ug/kg	3.6	1		11/16/11 09:46	79-01-6	
Trichlorofluoromethane	ND	ug/kg	3.6	1		11/16/11 09:46	75-69-4	
1,1,2-Trichlorotrifluoroethane	ND	ug/kg	3.6	1		11/16/11 09:46	76-13-1	
Vinyl chloride	ND	ug/kg	3.6	1		11/16/11 09:46	75-01-4	
m&p-Xylene	ND	ug/kg	3.6	1		11/16/11 09:46	179601-23-1	
o-Xylene	ND	ug/kg	3.6	1		11/16/11 09:46	95-47-6	
Surrogates								
Dibromofluoromethane (S)	98 %		71-125	1		11/16/11 09:46	1868-53-7	
Toluene-d8 (S)	101 %		76-124	1		11/16/11 09:46	2037-26-5	
4-Bromofluorobenzene (S)	89 %		67-134	1		11/16/11 09:46	460-00-4	
Percent Moisture		Analytical Method: ASTM D2974-87						
Percent Moisture	7.3 %		0.10	1		11/14/11 12:02		



ANALYTICAL RESULTS

Project: West Vermont Street Task 1624
 Pace Project No.: 5054712

Sample: WVS-SB02-(13-15)-111011-SS Lab ID: 5054712003 Collected: 11/10/11 12:15 Received: 11/11/11 11:35 Matrix: Solid

Results reported on a "wet-weight" basis

Parameters	Results	Units	Report Limit	DF	Prepared	Analyzed	CAS No.	Qual
8260 MSV 5035A VOA		Analytical Method: EPA 8260						
Acetone	ND	ug/kg	75.6	1		11/16/11 10:23	67-64-1	
Benzene	ND	ug/kg	3.8	1		11/16/11 10:23	71-43-2	
Bromochloromethane	ND	ug/kg	3.8	1		11/16/11 10:23	74-97-5	
Bromodichloromethane	ND	ug/kg	3.8	1		11/16/11 10:23	75-27-4	
Bromoform	ND	ug/kg	3.8	1		11/16/11 10:23	75-25-2	
Bromomethane	ND	ug/kg	3.8	1		11/16/11 10:23	74-83-9	
2-Butanone (MEK)	ND	ug/kg	18.9	1		11/16/11 10:23	78-93-3	
Carbon disulfide	ND	ug/kg	7.6	1		11/16/11 10:23	75-15-0	
Carbon tetrachloride	ND	ug/kg	3.8	1		11/16/11 10:23	56-23-5	
Chlorobenzene	ND	ug/kg	3.8	1		11/16/11 10:23	108-90-7	
Chloroethane	ND	ug/kg	3.8	1		11/16/11 10:23	75-00-3	
Chloroform	ND	ug/kg	3.8	1		11/16/11 10:23	67-68-3	
Chloromethane	ND	ug/kg	3.8	1		11/16/11 10:23	74-87-3	
Cyclohexane	ND	ug/kg	75.6	1		11/16/11 10:23	110-82-7	N2
1,2-Dibromo-3-chloropropane	ND	ug/kg	7.6	1		11/16/11 10:23	96-12-8	
Dibromochloromethane	ND	ug/kg	3.8	1		11/16/11 10:23	124-48-1	
1,2-Dibromoethane (EDB)	ND	ug/kg	3.8	1		11/16/11 10:23	108-93-4	
1,2-Dichlorobenzene	ND	ug/kg	3.8	1		11/16/11 10:23	95-50-1	
1,3-Dichlorobenzene	ND	ug/kg	3.8	1		11/16/11 10:23	541-73-1	
1,4-Dichlorobenzene	ND	ug/kg	3.8	1		11/16/11 10:23	106-46-7	
Dichlorodifluoromethane	ND	ug/kg	3.8	1		11/16/11 10:23	75-71-8	
1,1-Dichloroethane	ND	ug/kg	3.8	1		11/16/11 10:23	75-34-3	
1,2-Dichloroethane	ND	ug/kg	3.8	1		11/16/11 10:23	107-06-2	
1,1-Dichloroethene	ND	ug/kg	3.8	1		11/16/11 10:23	75-35-4	
cis-1,2-Dichloroethene	ND	ug/kg	3.8	1		11/16/11 10:23	156-59-2	
trans-1,2-Dichloroethene	ND	ug/kg	3.8	1		11/16/11 10:23	156-60-5	
1,2-Dichloropropane	ND	ug/kg	3.8	1		11/16/11 10:23	78-87-5	
cis-1,3-Dichloropropene	ND	ug/kg	3.8	1		11/16/11 10:23	10061-01-5	
trans-1,3-Dichloropropene	ND	ug/kg	3.8	1		11/16/11 10:23	10061-02-6	
1,4-Dioxane (p-Dioxane)	ND	ug/kg	378	1		11/16/11 10:23	123-91-1	N2
Ethylbenzene	ND	ug/kg	3.8	1		11/16/11 10:23	100-41-4	
2-Hexanone	ND	ug/kg	75.6	1		11/16/11 10:23	591-78-6	
Isopropylbenzene (Cumene)	ND	ug/kg	3.8	1		11/16/11 10:23	98-82-8	
Methyl acetate	ND	ug/kg	3.8	1		11/16/11 10:23	79-20-9	N2
Methylcyclohexane	ND	ug/kg	3.8	1		11/16/11 10:23	108-87-2	N2
Methylene chloride	ND	ug/kg	15.1	1		11/16/11 10:23	75-09-2	
4-Methyl-2-pentanone (MIBK)	ND	ug/kg	18.9	1		11/16/11 10:23	108-10-1	
Methyl-tert-butyl ether	ND	ug/kg	3.8	1		11/16/11 10:23	1634-04-4	
Styrene	ND	ug/kg	3.8	1		11/16/11 10:23	100-42-5	
1,1,2,2-Tetrachloroethane	ND	ug/kg	3.8	1		11/16/11 10:23	79-34-5	
Tetrachloroethene	ND	ug/kg	3.8	1		11/16/11 10:23	127-18-4	
Toluene	ND	ug/kg	3.8	1		11/16/11 10:23	108-88-3	
1,2,3-Trichlorobenzene	ND	ug/kg	3.8	1		11/16/11 10:23	87-61-6	
1,2,4-Trichlorobenzene	ND	ug/kg	3.8	1		11/16/11 10:23	120-82-1	
1,1,1-Trichloroethane	ND	ug/kg	3.8	1		11/16/11 10:23	71-55-6	

Date: 11/23/2011 02:44 PM

REPORT OF LABORATORY ANALYSIS

Page 8 of 25

This report shall not be reproduced, except in full,
 without the written consent of Pace Analytical Services, Inc..

Handwritten signature and date:
 11/29/11

ANALYTICAL RESULTS

Project: West Vermont Street Task 1624

Pace Project No.: 5054712

Sample: WVS-SB02-(13-15)-111011-SS **Lab ID:** 5054712003 Collected: 11/10/11 12:15 Received: 11/11/11 11:35 Matrix: Solid

Results reported on a "wet-weight" basis

Parameters	Results	Units	Report Limit	DF	Prepared	Analyzed	CAS No.	Qual
8260 MSV 5035A VOA		Analytical Method: EPA 8260						
1,1,2-Trichloroethane	ND	ug/kg	3.8	1		11/16/11 10:23	79-00-5	
Trichloroethene	ND	ug/kg	3.8	1		11/16/11 10:23	79-01-6	
Trichlorofluoromethane	ND	ug/kg	3.8	1		11/16/11 10:23	75-69-4	
1,1,2-Trichlorotrifluoroethane	ND	ug/kg	3.8	1		11/16/11 10:23	76-13-1	
Vinyl chloride	ND	ug/kg	3.8	1		11/16/11 10:23	75-01-4	
m&p-Xylene	ND	ug/kg	3.8	1		11/16/11 10:23	179601-23-1	
o-Xylene	ND	ug/kg	3.8	1		11/16/11 10:23	95-47-6	
Surrogates								
Dibromofluoromethane (S)	95 %		71-125	1		11/16/11 10:23	1868-53-7	
Toluene-d8 (S)	100 %		76-124	1		11/16/11 10:23	2037-26-5	
4-Bromofluorobenzene (S)	88 %		67-134	1		11/16/11 10:23	460-00-4	
Percent Moisture		Analytical Method: ASTM D2974-87						
Percent Moisture	11.2 %		0.10	1		11/14/11 12:03		

ANALYTICAL RESULTS

Project: West Vermont Street Task 1624
Pace Project No.: 5054712

Sample: **WVS-SB02-(13-14)-111011-SS** Lab ID: **5054712004** Collected: 11/10/11 12:45 Received: 11/11/11 11:35 Matrix: Solid

Results reported on a "wet-weight" basis

Parameters	Results	Units	Report Limit	DF	Prepared	Analyzed	CAS No.	Qual
8260 MSV 5035A VOA		Analytical Method: EPA 8260						
Acetone	83.3	ug/kg	76.6	1		11/16/11 11:00	67-64-1	
Benzene	ND	ug/kg	3.8	1		11/16/11 11:00	71-43-2	
Bromochloromethane	ND	ug/kg	3.8	1		11/16/11 11:00	74-97-5	
Bromodichloromethane	ND	ug/kg	3.8	1		11/16/11 11:00	75-27-4	
Bromoform	ND	ug/kg	3.8	1		11/16/11 11:00	75-25-2	
Bromomethane	ND	ug/kg	3.8	1		11/16/11 11:00	74-83-9	
2-Butanone (MEK)	ND	ug/kg	19.1	1		11/16/11 11:00	78-93-3	
Carbon disulfide	ND	ug/kg	7.7	1		11/16/11 11:00	75-15-0	
Carbon tetrachloride	ND	ug/kg	3.8	1		11/16/11 11:00	56-23-5	
Chlorobenzene	ND	ug/kg	3.8	1		11/16/11 11:00	108-90-7	
Chloroethane	ND	ug/kg	3.8	1		11/16/11 11:00	75-00-3	
Chloroform	ND	ug/kg	3.8	1		11/16/11 11:00	67-66-3	
Chloromethane	ND	ug/kg	3.8	1		11/16/11 11:00	74-87-3	
Cyclohexane	ND	ug/kg	76.6	1		11/16/11 11:00	110-82-7	N2
1,2-Dibromo-3-chloropropane	ND	ug/kg	7.7	1		11/16/11 11:00	96-12-8	
Dibromochloromethane	ND	ug/kg	3.8	1		11/16/11 11:00	124-48-1	
1,2-Dibromoethane (EDB)	ND	ug/kg	3.8	1		11/16/11 11:00	106-93-4	
1,2-Dichlorobenzene	ND	ug/kg	3.8	1		11/16/11 11:00	95-50-1	
1,3-Dichlorobenzene	ND	ug/kg	3.8	1		11/16/11 11:00	541-73-1	
1,4-Dichlorobenzene	ND	ug/kg	3.8	1		11/16/11 11:00	106-46-7	
Dichlorodifluoromethane	ND	ug/kg	3.8	1		11/16/11 11:00	75-71-8	
1,1-Dichloroethane	ND	ug/kg	3.8	1		11/16/11 11:00	75-34-3	
1,2-Dichloroethane	ND	ug/kg	3.8	1		11/16/11 11:00	107-06-2	
1,1-Dichloroethene	ND	ug/kg	3.8	1		11/16/11 11:00	75-35-4	
cis-1,2-Dichloroethene	ND	ug/kg	3.8	1		11/16/11 11:00	156-59-2	
trans-1,2-Dichloroethene	ND	ug/kg	3.8	1		11/16/11 11:00	156-60-5	
1,2-Dichloropropane	ND	ug/kg	3.8	1		11/16/11 11:00	78-87-5	
cis-1,3-Dichloropropene	ND	ug/kg	3.8	1		11/16/11 11:00	10061-01-5	
trans-1,3-Dichloropropene	ND	ug/kg	3.8	1		11/16/11 11:00	10061-02-6	
1,4-Dioxane (p-Dioxane)	ND	ug/kg	383	1		11/16/11 11:00	123-91-1	N2
Ethylbenzene	ND	ug/kg	3.8	1		11/16/11 11:00	100-41-4	
2-Hexanone	ND	ug/kg	76.6	1		11/16/11 11:00	591-78-6	
Isopropylbenzene (Cumene)	ND	ug/kg	3.8	1		11/16/11 11:00	98-82-8	
Methyl acetate	7.4	ug/kg	3.8	1		11/16/11 11:00	79-20-9	N2
Methylcyclohexane	ND	ug/kg	3.8	1		11/16/11 11:00	108-87-2	N2
Methylene chloride	ND	ug/kg	15.3	1		11/16/11 11:00	75-09-2	
4-Methyl-2-pentanone (MIBK)	ND	ug/kg	19.1	1		11/16/11 11:00	108-10-1	
Methyl-tert-butyl ether	ND	ug/kg	3.8	1		11/16/11 11:00	1634-04-4	
Styrene	ND	ug/kg	3.8	1		11/16/11 11:00	100-42-5	
1,1,2,2-Tetrachloroethane	ND	ug/kg	3.8	1		11/16/11 11:00	79-34-5	
Tetrachloroethene	ND	ug/kg	3.8	1		11/16/11 11:00	127-18-4	
Toluene	ND	ug/kg	3.8	1		11/16/11 11:00	108-88-3	
1,2,3-Trichlorobenzene	ND	ug/kg	3.8	1		11/16/11 11:00	87-81-6	
1,2,4-Trichlorobenzene	ND	ug/kg	3.8	1		11/16/11 11:00	120-82-1	
1,1,1-Trichloroethane	ND	ug/kg	3.8	1		11/16/11 11:00	71-55-6	

Date: 11/23/2011 02:44 PM

REPORT OF LABORATORY ANALYSIS

Page 10 of 25

This report shall not be reproduced, except in full,
without the written consent of Pace Analytical Services, Inc..

JW
11/29/11

ANALYTICAL RESULTS

Project: West Vermont Street Task 1624

Pace Project No.: 5054712

Sample: WVS-SB02-(13-14)-111011-SS **Lab ID:** 5054712004 Collected: 11/10/11 12:45 Received: 11/11/11 11:35 Matrix: Solid

Results reported on a "wet-weight" basis

Parameters	Results	Units	Report Limit	DF	Prepared	Analyzed	CAS No.	Qual
8260 MSV 5035A VOA		Analytical Method: EPA 8260						
1,1,2-Trichloroethane	ND	ug/kg	3.8	1		11/16/11 11:00	79-00-5	
Trichloroethene	ND	ug/kg	3.8	1		11/16/11 11:00	79-01-6	
Trichlorofluoromethane	ND	ug/kg	3.8	1		11/16/11 11:00	75-69-4	
1,1,2-Trichlorotrifluoroethane	ND	ug/kg	3.8	1		11/16/11 11:00	76-13-1	
Vinyl chloride	ND	ug/kg	3.8	1		11/16/11 11:00	75-01-4	
m&p-Xylene	ND	ug/kg	3.8	1		11/16/11 11:00	179601-23-1	
o-Xylene	ND	ug/kg	3.8	1		11/16/11 11:00	95-47-6	
Surrogates								
Dibromofluoromethane (S)	96 %		71-125	1		11/16/11 11:00	1868-53-7	
Toluene-d8 (S)	100 %		76-124	1		11/16/11 11:00	2037-26-5	
4-Bromofluorobenzene (S)	89 %		67-134	1		11/16/11 11:00	460-00-4	
Percent Moisture		Analytical Method: ASTM D2974-87						
Percent Moisture	10.7 %		0.10	1		11/14/11 12:03		



ANALYTICAL RESULTS

Project: West Vermont Street Task 1624
 Pace Project No.: 5054712

Sample: WVS-SB03-(12-13)-111011-SS Lab ID: 5054712005 Collected: 11/10/11 14:50 Received: 11/11/11 11:35 Matrix: Solid

Results reported on a "wet-weight" basis

Parameters	Results	Units	Report Limit	DF	Prepared	Analyzed	CAS No.	Qual
8260 MSV 6035A VOA		Analytical Method: EPA 8260						
Acetone	ND	ug/kg	80.8	1		11/16/11 11:38	67-64-1	
Benzene	ND	ug/kg	4.0	1		11/16/11 11:38	71-43-2	
Bromochloromethane	ND	ug/kg	4.0	1		11/16/11 11:38	74-97-5	
Bromodichloromethane	ND	ug/kg	4.0	1		11/16/11 11:38	75-27-4	
Bromoform	ND	ug/kg	4.0	1		11/16/11 11:38	75-25-2	
Bromomethane	ND	ug/kg	4.0	1		11/16/11 11:38	74-83-9	
2-Butanone (MEK)	ND	ug/kg	20.2	1		11/16/11 11:38	78-93-3	
Carbon disulfide	ND	ug/kg	8.1	1		11/16/11 11:38	75-15-0	
Carbon tetrachloride	ND	ug/kg	4.0	1		11/16/11 11:38	56-23-5	
Chlorobenzene	ND	ug/kg	4.0	1		11/16/11 11:38	108-90-7	
Chloroethane	ND	ug/kg	4.0	1		11/16/11 11:38	75-00-3	
Chloroform	ND	ug/kg	4.0	1		11/16/11 11:38	67-66-3	
Chloromethane	ND	ug/kg	4.0	1		11/16/11 11:38	74-87-3	
Cyclohexane	ND	ug/kg	80.8	1		11/16/11 11:38	110-82-7	N2
1,2-Dibromo-3-chloropropane	ND	ug/kg	8.1	1		11/16/11 11:38	96-12-8	
Dibromochloromethane	ND	ug/kg	4.0	1		11/16/11 11:38	124-48-1	
1,2-Dibromoethane (EDB)	ND	ug/kg	4.0	1		11/16/11 11:38	106-93-4	
1,2-Dichlorobenzene	ND	ug/kg	4.0	1		11/16/11 11:38	95-50-1	
1,3-Dichlorobenzene	ND	ug/kg	4.0	1		11/16/11 11:38	541-73-1	
1,4-Dichlorobenzene	ND	ug/kg	4.0	1		11/16/11 11:38	106-46-7	
Dichlorodifluoromethane	ND	ug/kg	4.0	1		11/16/11 11:38	75-71-8	
1,1-Dichloroethane	ND	ug/kg	4.0	1		11/16/11 11:38	75-34-3	
1,2-Dichloroethane	ND	ug/kg	4.0	1		11/16/11 11:38	107-06-2	
1,1-Dichloroethene	ND	ug/kg	4.0	1		11/16/11 11:38	75-35-4	
cis-1,2-Dichloroethene	ND	ug/kg	4.0	1		11/16/11 11:38	156-59-2	
trans-1,2-Dichloroethene	ND	ug/kg	4.0	1		11/16/11 11:38	156-60-5	
1,2-Dichloropropane	ND	ug/kg	4.0	1		11/16/11 11:38	78-87-5	
cis-1,3-Dichloropropene	ND	ug/kg	4.0	1		11/16/11 11:38	10061-01-5	
trans-1,3-Dichloropropene	ND	ug/kg	4.0	1		11/16/11 11:38	10061-02-6	
1,4-Dioxane (p-Dioxane)	ND	ug/kg	404	1		11/16/11 11:38	123-91-1	N2
Ethylbenzene	ND	ug/kg	4.0	1		11/16/11 11:38	100-41-4	
2-Hexanone	ND	ug/kg	80.8	1		11/16/11 11:38	591-78-6	
Isopropylbenzene (Cumene)	ND	ug/kg	4.0	1		11/16/11 11:38	98-82-8	
Methyl acetate	ND	ug/kg	4.0	1		11/16/11 11:38	79-20-9	N2
Methylcyclohexane	ND	ug/kg	4.0	1		11/16/11 11:38	108-87-2	N2
Methylene chloride	ND	ug/kg	16.2	1		11/16/11 11:38	75-09-2	
4-Methyl-2-pentanone (MIBK)	ND	ug/kg	20.2	1		11/16/11 11:38	108-10-1	
Methyl-tart-butyl ether	ND	ug/kg	4.0	1		11/16/11 11:38	1634-04-4	
Styrene	ND	ug/kg	4.0	1		11/16/11 11:38	100-42-5	
1,1,2,2-Tetrachloroethane	ND	ug/kg	4.0	1		11/16/11 11:38	79-34-5	
Tetrachloroethene	ND	ug/kg	4.0	1		11/16/11 11:38	127-18-4	
Toluene	ND	ug/kg	4.0	1		11/16/11 11:38	108-88-3	
1,2,3-Trichlorobenzene	ND	ug/kg	4.0	1		11/16/11 11:38	87-61-6	
1,2,4-Trichlorobenzene	ND	ug/kg	4.0	1		11/16/11 11:38	120-82-1	
1,1,1-Trichloroethane	ND	ug/kg	4.0	1		11/16/11 11:38	71-55-6	

Date: 11/23/2011 02:44 PM

REPORT OF LABORATORY ANALYSIS

This report shall not be reproduced, except in full,
 without the written consent of Pace Analytical Services, Inc..

20
 11/29/11

ANALYTICAL RESULTS

Project: West Vermont Street Task 1624

Pace Project No.: 5054712

Sample: WVS-SB03-(12-13)-111011-SS **Lab ID:** 5054712005 Collected: 11/10/11 14:50 Received: 11/11/11 11:35 Matrix: Solid

Results reported on a "wet-weight" basis

Parameters	Results	Units	Report Limit	DF	Prepared	Analyzed	CAS No.	Qual
8260 MSV 5035A VOA		Analytical Method: EPA 8260						
1,1,2-Trichloroethane	ND	ug/kg	4.0	1		11/16/11 11:38	79-00-5	
Trichloroethene	ND	ug/kg	4.0	1		11/16/11 11:38	79-01-6	
Trichlorofluoromethane	ND	ug/kg	4.0	1		11/16/11 11:38	75-69-4	
1,1,2-Trichlorotrifluoroethane	ND	ug/kg	4.0	1		11/16/11 11:38	76-13-1	
Vinyl chloride	ND	ug/kg	4.0	1		11/16/11 11:38	75-01-4	
m&p-Xylene	ND	ug/kg	4.0	1		11/16/11 11:38	179601-23-1	
o-Xylene	ND	ug/kg	4.0	1		11/16/11 11:38	95-47-6	
Surrogates								
Dibromofluoromethane (S)	98 %		71-125	1		11/16/11 11:38	1868-53-7	
Toluene-d8 (S)	101 %		76-124	1		11/16/11 11:38	2037-26-5	
4-Bromofluorobenzene (S)	90 %		67-134	1		11/16/11 11:38	460-00-4	
Percent Moisture		Analytical Method: ASTM D2974-87						
Percent Moisture	7.3 %		0.10	1		11/14/11 12:03		



ANALYTICAL RESULTS

Project: West Vermont Street Task 1624
 Pace Project No.: 5054712

Sample: WVS-SB03-(19-20)-111011-SS Lab ID: 5054712006 Collected: 11/10/11 15:15 Received: 11/11/11 11:35 Matrix: Solid

Results reported on a "wet-weight" basis

Parameters	Results	Units	Report Limit	DF	Prepared	Analyzed	CAS No.	Qual
8260 MSV 5035A VOA		Analytical Method: EPA 8260						
Acetone	ND	ug/kg	85.0	1		11/16/11 12:15	67-64-1	
Benzene	ND	ug/kg	4.3	1		11/16/11 12:15	71-43-2	
Bromochloromethane	ND	ug/kg	4.3	1		11/16/11 12:15	74-97-5	
Bromodichloromethane	ND	ug/kg	4.3	1		11/16/11 12:15	75-27-4	
Bromoform	ND	ug/kg	4.3	1		11/16/11 12:15	75-25-2	
Bromomethane	ND	ug/kg	4.3	1		11/16/11 12:15	74-83-9	
2-Butanone (MEK)	ND	ug/kg	21.3	1		11/16/11 12:15	78-93-3	
Carbon disulfide	ND	ug/kg	8.5	1		11/16/11 12:15	75-15-0	
Carbon tetrachloride	ND	ug/kg	4.3	1		11/16/11 12:15	56-23-5	
Chlorobenzene	ND	ug/kg	4.3	1		11/16/11 12:15	108-90-7	
Chloroethane	ND	ug/kg	4.3	1		11/16/11 12:15	75-00-3	
Chloroform	ND	ug/kg	4.3	1		11/16/11 12:15	67-66-3	
Chloromethane	ND	ug/kg	4.3	1		11/16/11 12:15	74-87-3	
Cyclohexane	ND	ug/kg	85.0	1		11/16/11 12:15	110-82-7	N2
1,2-Dibromo-3-chloropropane	ND	ug/kg	8.5	1		11/16/11 12:15	96-12-8	
Dibromochloromethane	ND	ug/kg	4.3	1		11/16/11 12:15	124-48-1	
1,2-Dibromoethane (EDB)	ND	ug/kg	4.3	1		11/16/11 12:15	106-93-4	
1,2-Dichlorobenzene	ND	ug/kg	4.3	1		11/16/11 12:15	95-50-1	
1,3-Dichlorobenzene	ND	ug/kg	4.3	1		11/16/11 12:15	541-73-1	
1,4-Dichlorobenzene	ND	ug/kg	4.3	1		11/16/11 12:15	106-46-7	
Dichlorodifluoromethane	ND	ug/kg	4.3	1		11/16/11 12:15	75-71-8	
1,1-Dichloroethane	ND	ug/kg	4.3	1		11/16/11 12:15	75-34-3	
1,2-Dichloroethane	ND	ug/kg	4.3	1		11/16/11 12:15	107-06-2	
1,1-Dichloroethene	ND	ug/kg	4.3	1		11/16/11 12:15	75-35-4	
cis-1,2-Dichloroethene	ND	ug/kg	4.3	1		11/16/11 12:15	156-59-2	
trans-1,2-Dichloroethene	ND	ug/kg	4.3	1		11/16/11 12:15	156-60-5	
1,2-Dichloropropane	ND	ug/kg	4.3	1		11/16/11 12:15	78-87-5	
cis-1,3-Dichloropropane	ND	ug/kg	4.3	1		11/16/11 12:15	10061-01-5	
trans-1,3-Dichloropropane	ND	ug/kg	4.3	1		11/16/11 12:15	10061-02-6	
1,4-Dioxane (p-Dioxane)	ND	ug/kg	425	1		11/16/11 12:15	123-91-1	N2
Ethylbenzene	ND	ug/kg	4.3	1		11/16/11 12:15	100-41-4	
2-Hexanone	ND	ug/kg	85.0	1		11/16/11 12:15	591-78-6	
Isopropylbenzene (Cumene)	ND	ug/kg	4.3	1		11/16/11 12:15	98-82-8	
Methyl acetate	ND	ug/kg	4.3	1		11/16/11 12:15	79-20-9	N2
Methylcyclohexane	ND	ug/kg	4.3	1		11/16/11 12:15	108-87-2	N2
Methylene chloride	ND	ug/kg	17.0	1		11/16/11 12:15	75-09-2	
4-Methyl-2-pentanone (MIBK)	ND	ug/kg	21.3	1		11/16/11 12:15	108-10-1	
Methyl-tert-butyl ether	ND	ug/kg	4.3	1		11/16/11 12:15	1634-04-4	
Styrene	ND	ug/kg	4.3	1		11/16/11 12:15	100-42-5	
1,1,2,2-Tetrachloroethane	ND	ug/kg	4.3	1		11/16/11 12:15	79-34-5	
Tetrachloroethene	ND	ug/kg	4.3	1		11/16/11 12:15	127-18-4	
Toluene	ND	ug/kg	4.3	1		11/16/11 12:15	108-88-3	
1,2,3-Trichlorobenzene	ND	ug/kg	4.3	1		11/16/11 12:15	87-61-6	
1,2,4-Trichlorobenzene	ND	ug/kg	4.3	1		11/16/11 12:15	120-82-1	
1,1,1-Trichloroethane	ND	ug/kg	4.3	1		11/16/11 12:15	71-55-6	

Date: 11/23/2011 02:44 PM

REPORT OF LABORATORY ANALYSIS

Page 14 of 25

This report shall not be reproduced, except in full,
 without the written consent of Pace Analytical Services, Inc..

LD
 11/29/11

ANALYTICAL RESULTS

Project: West Vermont Street Task 1624

Pace Project No.: 5054712

Sample: WVS-SB03-(19-20)-111011-SS **Lab ID:** 5054712006 Collected: 11/10/11 15:15 Received: 11/11/11 11:35 Matrix: Solid

Results reported on a "wet-weight" basis

Parameters	Results	Units	Report Limit	DF	Prepared	Analyzed	CAS No.	Qual
8260 MSV 5035A VOA		Analytical Method: EPA 8260						
1,1,2-Trichloroethane	ND	ug/kg	4.3	1		11/16/11 12:15	79-00-5	
Trichloroethene	ND	ug/kg	4.3	1		11/16/11 12:15	79-01-6	
Trichlorofluoromethane	ND	ug/kg	4.3	1		11/16/11 12:15	75-69-4	
1,1,2-Trichlorotrifluoroethane	ND	ug/kg	4.3	1		11/16/11 12:15	76-13-1	
Vinyl chloride	ND	ug/kg	4.3	1		11/16/11 12:15	75-01-4	
m&p-Xylene	ND	ug/kg	4.3	1		11/16/11 12:15	179601-23-1	
o-Xylene	ND	ug/kg	4.3	1		11/16/11 12:15	95-47-6	
Surrogates								
Dibromofluoromethane (S)	99 %		71-125	1		11/16/11 12:15	1868-53-7	
Toluene-d8 (S)	100 %		76-124	1		11/16/11 12:15	2037-26-5	
4-Bromofluorobenzene (S)	88 %		67-134	1		11/16/11 12:15	460-00-4	
Percent Moisture		Analytical Method: ASTM D2974-87						
Percent Moisture	4.5 %		0.10	1		11/14/11 12:03		

ANALYTICAL RESULTS

Project: West Vermont Street Task 1624
Pace Project No.: 5054712

Sample: WVS-SB04-(14-15)-111011- SS Lab ID: 5054712007 Collected: 11/10/11 17:45 Received: 11/11/11 11:35 Matrix: Solid

Results reported on a "wet-weight" basis

Parameters	Results	Units	Report Limit	DF	Prepared	Analyzed	CAS No.	Qual
8260 MSV 5036A VOA		Analytical Method: EPA 8260						
Acetone	207	ug/kg	78.9	1		11/16/11 12:53	67-64-1	
Benzene	ND	ug/kg	3.9	1		11/16/11 12:53	71-43-2	
Bromochloromethane	ND	ug/kg	3.9	1		11/16/11 12:53	74-97-5	
Bromodichloromethane	ND	ug/kg	3.9	1		11/16/11 12:53	75-27-4	
Bromoform	ND	ug/kg	3.9	1		11/16/11 12:53	75-25-2	
Bromomethane	ND	ug/kg	3.9	1		11/16/11 12:53	74-83-9	
2-Butanone (MEK)	ND	ug/kg	19.7	1		11/16/11 12:53	78-93-3	
Carbon disulfide	ND	ug/kg	7.9	1		11/16/11 12:53	75-15-0	
Carbon tetrachloride	ND	ug/kg	3.9	1		11/16/11 12:53	56-23-5	
Chlorobenzene	ND	ug/kg	3.9	1		11/16/11 12:53	108-90-7	
Chloroethane	ND	ug/kg	3.9	1		11/16/11 12:53	75-00-3	
Chloroform	ND	ug/kg	3.9	1		11/16/11 12:53	67-68-3	
Chloromethane	ND	ug/kg	3.9	1		11/16/11 12:53	74-87-3	
Cyclohexane	ND	ug/kg	78.9	1		11/16/11 12:53	110-82-7	N2
1,2-Dibromo-3-chloropropane	ND	ug/kg	7.9	1		11/16/11 12:53	96-12-8	
Dibromochloromethane	ND	ug/kg	3.9	1		11/16/11 12:53	124-48-1	
1,2-Dibromoethane (EDB)	ND	ug/kg	3.9	1		11/16/11 12:53	106-93-4	
1,2-Dichlorobenzene	ND	ug/kg	3.9	1		11/16/11 12:53	95-50-1	
1,3-Dichlorobenzene	ND	ug/kg	3.9	1		11/16/11 12:53	541-73-1	
1,4-Dichlorobenzene	ND	ug/kg	3.9	1		11/16/11 12:53	106-46-7	
Dichlorodifluoromethane	ND	ug/kg	3.9	1		11/16/11 12:53	75-71-8	
1,1-Dichloroethane	ND	ug/kg	3.9	1		11/16/11 12:53	75-34-3	
1,2-Dichloroethane	ND	ug/kg	3.9	1		11/16/11 12:53	107-06-2	
1,1-Dichloroethene	ND	ug/kg	3.9	1		11/16/11 12:53	75-35-4	
cis-1,2-Dichloroethene	ND	ug/kg	3.9	1		11/16/11 12:53	156-59-2	
trans-1,2-Dichloroethene	ND	ug/kg	3.9	1		11/16/11 12:53	156-60-5	
1,2-Dichloropropane	ND	ug/kg	3.9	1		11/16/11 12:53	78-87-5	
cis-1,3-Dichloropropene	ND	ug/kg	3.9	1		11/16/11 12:53	10061-01-5	
trans-1,3-Dichloropropene	ND	ug/kg	3.9	1		11/16/11 12:53	10061-02-6	
1,4-Dioxane (p-Dioxane)	ND	ug/kg	394	1		11/16/11 12:53	123-91-1	N2
Ethylbenzene	ND	ug/kg	3.9	1		11/16/11 12:53	100-41-4	
2-Hexanone	ND	ug/kg	78.9	1		11/16/11 12:53	591-78-6	
Isopropylbenzene (Cumene)	ND	ug/kg	3.9	1		11/16/11 12:53	98-82-8	
Methyl acetate	9.1	ug/kg	3.9	1		11/16/11 12:53	79-20-9	N2
Methylcyclohexane	ND	ug/kg	3.9	1		11/16/11 12:53	108-87-2	N2
Methylene chloride	ND	ug/kg	15.8	1		11/16/11 12:53	75-09-2	
4-Methyl-2-pentanone (MIBK)	ND	ug/kg	19.7	1		11/16/11 12:53	108-10-1	
Methyl-tert-butyl ether	ND	ug/kg	3.9	1		11/16/11 12:53	1634-04-4	
Styrene	ND	ug/kg	3.9	1		11/16/11 12:53	100-42-5	
1,1,2,2-Tetrachloroethane	ND	ug/kg	3.9	1		11/16/11 12:53	79-34-5	
Tetrachloroethene	ND	ug/kg	3.9	1		11/16/11 12:53	127-18-4	
Toluene	ND	ug/kg	3.9	1		11/16/11 12:53	108-88-3	
1,2,3-Trichlorobenzene	ND	ug/kg	3.9	1		11/16/11 12:53	87-61-6	
1,2,4-Trichlorobenzene	ND	ug/kg	3.9	1		11/16/11 12:53	120-82-1	
1,1,1-Trichloroethane	ND	ug/kg	3.9	1		11/16/11 12:53	71-55-6	

Date: 11/23/2011 02:44 PM

REPORT OF LABORATORY ANALYSIS

Page 16 of 25

This report shall not be reproduced, except in full,
without the written consent of Pace Analytical Services, Inc.

Handwritten: 20
11/29/11

ANALYTICAL RESULTS

Project: West Vermont Street Task 1624

Pace Project No.: 5054712

Sample: WVS-SB04-(14-15)-111011-SS **Lab ID:** 5054712007 Collected: 11/10/11 17:45 Received: 11/11/11 11:35 Matrix: Solid

Results reported on a "wet-weight" basis

Parameters	Results	Units	Report Limit	DF	Prepared	Analyzed	CAS No.	Qual
8260 MSV 5035A VOA		Analytical Method: EPA 8260						
1,1,2-Trichloroethane	ND	ug/kg	3.9	1		11/16/11 12:53	79-00-5	
Trichloroethene	ND	ug/kg	3.9	1		11/16/11 12:53	79-01-6	
Trichlorofluoromethane	ND	ug/kg	3.9	1		11/16/11 12:53	75-69-4	
1,1,2-Trichlorotrifluoroethane	ND	ug/kg	3.9	1		11/16/11 12:53	76-13-1	
Vinyl chloride	ND	ug/kg	3.9	1		11/16/11 12:53	75-01-4	
m&p-Xylene	ND	ug/kg	3.9	1		11/16/11 12:53	179601-23-1	
o-Xylene	ND	ug/kg	3.9	1		11/16/11 12:53	95-47-6	
Surrogates								
Dibromofluoromethane (S)	99 %		71-125	1		11/16/11 12:53	1868-53-7	
Toluene-d8 (S)	101 %		76-124	1		11/16/11 12:53	2037-26-5	
4-Bromofluorobenzene (S)	88 %		67-134	1		11/16/11 12:53	460-00-4	
Percent Moisture		Analytical Method: ASTM D2974-87						
Percent Moisture	3.5 %		0.10	1		11/14/11 12:03		

ANALYTICAL RESULTS

Project: West Vermont Street Task 1624
Pace Project No.: 5054712

Sample: WVS-SB04-(14-15)-111011- Lab ID: 5054712008 Collected: 11/10/11 17:50 Received: 11/11/11 11:35 Matrix: Solid
SS-DUP

Results reported on a "wet-weight" basis

Parameters	Results	Units	Report Limit	DF	Prepared	Analyzed	CAS No.	Qual
8260 MSV 5035A VOA		Analytical Method: EPA 8260						
Acetone	ND	ug/kg	79.4	1		11/16/11 13:30	67-64-1	
Benzene	ND	ug/kg	4.0	1		11/16/11 13:30	71-43-2	
Bromochloromethane	ND	ug/kg	4.0	1		11/16/11 13:30	74-97-5	
Bromodichloromethane	ND	ug/kg	4.0	1		11/16/11 13:30	75-27-4	
Bromoform	ND	ug/kg	4.0	1		11/16/11 13:30	75-25-2	
Bromomethane	ND	ug/kg	4.0	1		11/16/11 13:30	74-83-9	
2-Butanone (MEK)	ND	ug/kg	19.8	1		11/16/11 13:30	78-93-3	
Carbon disulfide	ND	ug/kg	7.9	1		11/16/11 13:30	75-15-0	
Carbon tetrachloride	ND	ug/kg	4.0	1		11/16/11 13:30	56-23-5	
Chlorobenzene	ND	ug/kg	4.0	1		11/16/11 13:30	108-90-7	
Chloroethane	ND	ug/kg	4.0	1		11/16/11 13:30	75-00-3	
Chloroform	ND	ug/kg	4.0	1		11/16/11 13:30	67-66-3	
Chloromethane	ND	ug/kg	4.0	1		11/16/11 13:30	74-87-3	
Cyclohexane	ND	ug/kg	79.4	1		11/16/11 13:30	110-82-7	N2
1,2-Dibromo-3-chloropropane	ND	ug/kg	7.9	1		11/16/11 13:30	96-12-8	
Dibromochloromethane	ND	ug/kg	4.0	1		11/16/11 13:30	124-48-1	
1,2-Dibromoethane (EDB)	ND	ug/kg	4.0	1		11/16/11 13:30	106-93-4	
1,2-Dichlorobenzene	ND	ug/kg	4.0	1		11/16/11 13:30	95-50-1	
1,3-Dichlorobenzene	ND	ug/kg	4.0	1		11/16/11 13:30	541-73-1	
1,4-Dichlorobenzene	ND	ug/kg	4.0	1		11/16/11 13:30	106-46-7	
Dichlorodifluoromethane	ND	ug/kg	4.0	1		11/16/11 13:30	75-71-8	
1,1-Dichloroethane	ND	ug/kg	4.0	1		11/16/11 13:30	75-34-3	
1,2-Dichloroethane	ND	ug/kg	4.0	1		11/16/11 13:30	107-06-2	
1,1-Dichloroethene	ND	ug/kg	4.0	1		11/16/11 13:30	75-35-4	
cis-1,2-Dichloroethene	ND	ug/kg	4.0	1		11/16/11 13:30	156-59-2	
trans-1,2-Dichloroethene	ND	ug/kg	4.0	1		11/16/11 13:30	156-60-5	
1,2-Dichloropropane	ND	ug/kg	4.0	1		11/16/11 13:30	78-87-5	
cis-1,3-Dichloropropene	ND	ug/kg	4.0	1		11/16/11 13:30	10061-01-5	
trans-1,3-Dichloropropene	ND	ug/kg	4.0	1		11/16/11 13:30	10061-02-6	
1,4-Dioxane (p-Dioxane)	ND	ug/kg	397	1		11/16/11 13:30	123-91-1	N2
Ethylbenzene	ND	ug/kg	4.0	1		11/16/11 13:30	100-41-4	
2-Hexanone	ND	ug/kg	79.4	1		11/16/11 13:30	591-78-6	
Isopropylbenzene (Cumene)	ND	ug/kg	4.0	1		11/16/11 13:30	98-82-8	
Methyl acetate	ND	ug/kg	4.0	1		11/16/11 13:30	79-20-9	N2
Methylcyclohexane	ND	ug/kg	4.0	1		11/16/11 13:30	108-87-2	N2
Methylene chloride	ND	ug/kg	15.9	1		11/16/11 13:30	75-09-2	
4-Methyl-2-pentanone (MIBK)	ND	ug/kg	19.8	1		11/16/11 13:30	108-10-1	
Methyl-tert-butyl ether	ND	ug/kg	4.0	1		11/16/11 13:30	1634-04-4	
Styrene	ND	ug/kg	4.0	1		11/16/11 13:30	100-42-5	
1,1,1,2-Tetrachloroethane	ND	ug/kg	4.0	1		11/16/11 13:30	79-34-5	
Tetrachloroethene	ND	ug/kg	4.0	1		11/16/11 13:30	127-18-4	
Toluene	ND	ug/kg	4.0	1		11/16/11 13:30	108-88-3	
1,2,3-Trichlorobenzene	ND	ug/kg	4.0	1		11/16/11 13:30	87-81-6	
1,2,4-Trichlorobenzene	ND	ug/kg	4.0	1		11/16/11 13:30	120-82-1	
1,1,1-Trichloroethane	ND	ug/kg	4.0	1		11/16/11 13:30	71-55-6	

Date: 11/23/2011 02:44 PM

REPORT OF LABORATORY ANALYSIS

Page 18 of 25

This report shall not be reproduced, except in full,
without the written consent of Pace Analytical Services, Inc..

JH
11/29/11

ANALYTICAL RESULTS

Project: West Vermont Street Task 1624

Pace Project No.: 5054712

Sample: WVS-SB04-(14-15)-111011-SS-DUP **Lab ID:** 5054712008 Collected: 11/10/11 17:50 Received: 11/11/11 11:35 Matrix: Solid

Results reported on a "wet-weight" basis

Parameters	Results	Units	Report Limit	DF	Prepared	Analyzed	CAS No.	Qual
8260 MSV 5035A VOA		Analytical Method: EPA 8260						
1,1,2-Trichloroethane	ND	ug/kg	4.0	1		11/16/11 13:30	79-00-5	
Trichloroethene	ND	ug/kg	4.0	1		11/16/11 13:30	79-01-6	
Trichlorofluoromethane	ND	ug/kg	4.0	1		11/16/11 13:30	75-69-4	
1,1,2-Trichlorotrifluoroethane	ND	ug/kg	4.0	1		11/16/11 13:30	76-13-1	
Vinyl chloride	ND	ug/kg	4.0	1		11/16/11 13:30	75-01-4	
m&p-Xylene	ND	ug/kg	4.0	1		11/16/11 13:30	179601-23-1	
o-Xylene	ND	ug/kg	4.0	1		11/16/11 13:30	95-47-6	
Surrogates								
Dibromofluoromethane (S)	98 %		71-125	1		11/16/11 13:30	1868-53-7	
Toluene-d8 (S)	100 %		76-124	1		11/16/11 13:30	2037-26-5	
4-Bromofluorobenzene (S)	88 %		67-134	1		11/16/11 13:30	460-00-4	
Percent Moisture		Analytical Method: ASTM D2974-87						
Percent Moisture	4.9 %		0.10	1		11/14/11 12:03		

ANALYTICAL RESULTS

Project: West Vermont Street Task 1624

Pace Project No.: 5054747

Sample: WVS-SB05-(14-15)-111111-SS **Lab ID:** 5054747001 **Collected:** 11/11/11 12:00 **Received:** 11/11/11 15:45 **Matrix:** Solid

Results reported on a "wet-weight" basis

Parameters	Results	Units	Report Limit	DF	Prepared	Analyzed	CAS No.	Qual
8260 MSV 5035A VOA		Analytical Method: EPA 8260						
Acetone	ND	ug/kg	84.6	1		11/16/11 20:57	67-64-1	
Benzene	ND	ug/kg	4.2	1		11/16/11 20:57	71-43-2	
Bromochloromethane	ND	ug/kg	4.2	1		11/16/11 20:57	74-97-5	
Bromodichloromethane	ND	ug/kg	4.2	1		11/16/11 20:57	75-27-4	
Bromoform	ND	ug/kg	4.2	1		11/16/11 20:57	75-25-2	
Bromomethane	ND	ug/kg	4.2	1		11/16/11 20:57	74-83-9	
2-Butanone (MEK)	ND	ug/kg	21.2	1		11/16/11 20:57	78-93-3	
Carbon disulfide	ND	ug/kg	8.5	1		11/16/11 20:57	75-15-0	
Carbon tetrachloride	ND	ug/kg	4.2	1		11/16/11 20:57	56-23-5	
Chlorobenzene	ND	ug/kg	4.2	1		11/16/11 20:57	108-90-7	
Chloroethane	ND	ug/kg	4.2	1		11/16/11 20:57	75-00-3	
Chloroform	ND	ug/kg	4.2	1		11/16/11 20:57	67-66-3	
Chloromethane	ND	ug/kg	4.2	1		11/16/11 20:57	74-87-3	
Cyclohexane	ND	ug/kg	84.6	1		11/16/11 20:57	110-82-7	N2
1,2-Dibromo-3-chloropropane	ND	ug/kg	8.5	1		11/16/11 20:57	96-12-8	
Dibromochloromethane	ND	ug/kg	4.2	1		11/16/11 20:57	124-48-1	
1,2-Dibromoethane (EDB)	ND	ug/kg	4.2	1		11/16/11 20:57	106-93-4	
1,2-Dichlorobenzene	ND	ug/kg	4.2	1		11/16/11 20:57	95-50-1	
1,3-Dichlorobenzene	ND	ug/kg	4.2	1		11/16/11 20:57	541-73-1	
1,4-Dichlorobenzene	ND	ug/kg	4.2	1		11/16/11 20:57	106-46-7	
Dichlorodifluoromethane	ND	ug/kg	4.2	1		11/16/11 20:57	75-71-8	
1,1-Dichloroethane	ND	ug/kg	4.2	1		11/16/11 20:57	75-34-3	
1,2-Dichloroethane	ND	ug/kg	4.2	1		11/16/11 20:57	107-06-2	
1,1-Dichloroethene	ND	ug/kg	4.2	1		11/16/11 20:57	75-35-4	
cis-1,2-Dichloroethene	ND	ug/kg	4.2	1		11/16/11 20:57	156-59-2	
trans-1,2-Dichloroethene	ND	ug/kg	4.2	1		11/16/11 20:57	156-60-5	
1,2-Dichloropropane	ND	ug/kg	4.2	1		11/16/11 20:57	78-87-5	
cis-1,3-Dichloropropene	ND	ug/kg	4.2	1		11/16/11 20:57	10061-01-5	
trans-1,3-Dichloropropene	ND	ug/kg	4.2	1		11/16/11 20:57	10061-02-6	
1,4-Dioxane (p-Dioxane)	ND	ug/kg	423	1		11/16/11 20:57	123-91-1	N2
Ethylbenzene	ND	ug/kg	4.2	1		11/16/11 20:57	100-41-4	
2-Hexanone	ND	ug/kg	84.6	1		11/16/11 20:57	591-78-6	
Isopropylbenzene (Cumene)	ND	ug/kg	4.2	1		11/16/11 20:57	98-82-8	
Methyl acetate	ND	ug/kg	4.2	1		11/16/11 20:57	79-20-9	N2
Methylcyclohexane	ND	ug/kg	4.2	1		11/16/11 20:57	108-87-2	N2
Methylene chloride	ND	ug/kg	16.9	1		11/16/11 20:57	75-09-2	
4-Methyl-2-pentanone (MIBK)	ND	ug/kg	21.2	1		11/16/11 20:57	108-10-1	
Methyl-tert-butyl ether	ND	ug/kg	4.2	1		11/16/11 20:57	1634-04-4	
Styrene	ND	ug/kg	4.2	1		11/16/11 20:57	100-42-5	
1,1,2,2-Tetrachloroethane	ND	ug/kg	4.2	1		11/16/11 20:57	79-34-5	
Tetrachloroethene	148	ug/kg	4.2	1		11/16/11 20:57	127-18-4	
Toluene	ND	ug/kg	4.2	1		11/16/11 20:57	108-88-3	
1,2,3-Trichlorobenzene	ND	ug/kg	4.2	1		11/16/11 20:57	87-61-6	
1,2,4-Trichlorobenzene	ND	ug/kg	4.2	1		11/16/11 20:57	120-82-1	
1,1,1-Trichloroethane	ND	ug/kg	4.2	1		11/16/11 20:57	71-55-6	

ANALYTICAL RESULTS

Project: West Vermont Street Task 1624

Pace Project No.: 5054747

Sample: WVS-SB05-(14-15)-111111-SS **Lab ID:** 5054747001 Collected: 11/11/11 12:00 Received: 11/11/11 15:45 Matrix: Solid

Results reported on a "wet-weight" basis

Parameters	Results	Units	Report Limit	DF	Prepared	Analyzed	CAS No.	Qual
8260 MSV 5035A VOA		Analytical Method: EPA 8260						
1,1,2-Trichloroethane	ND	ug/kg	4.2	1		11/16/11 20:57	79-00-5	
Trichloroethene	ND	ug/kg	4.2	1		11/16/11 20:57	79-01-6	
Trichlorofluoromethane	ND	ug/kg	4.2	1		11/16/11 20:57	75-69-4	
1,1,2-Trichlorotrifluoroethane	ND	ug/kg	4.2	1		11/16/11 20:57	76-13-1	
Vinyl chloride	ND	ug/kg	4.2	1		11/16/11 20:57	75-01-4	
m&p-Xylene	ND	ug/kg	4.2	1		11/16/11 20:57	179601-23-1	
o-Xylene	ND	ug/kg	4.2	1		11/16/11 20:57	95-47-6	
Surrogates								
Dibromofluoromethane (S)	101	%	71-125	1		11/16/11 20:57	1868-53-7	
Toluene-d8 (S)	101	%	76-124	1		11/16/11 20:57	2037-26-5	
4-Bromofluorobenzene (S)	98	%	67-134	1		11/16/11 20:57	460-00-4	
Percent Moisture		Analytical Method: ASTM D2974-87						
Percent Moisture	3.7	%	0.10	1		11/15/11 12:43		

ANALYTICAL RESULTS

Project: West Vermont Street Task 1624

Pace Project No.: 5054747

Sample: WVS-SB05-(17-18)-111111-SS **Lab ID:** 5054747002 **Collected:** 11/11/11 12:20 **Received:** 11/11/11 15:45 **Matrix:** Solid

Results reported on a "wet-weight" basis

Parameters	Results	Units	Report Limit	DF	Prepared	Analyzed	CAS No.	Qual
8260 MSV 5035A VOA		Analytical Method: EPA 8260						
Acetone	ND	ug/kg	88.8	1		11/16/11 21:29	67-64-1	
Benzene	ND	ug/kg	4.4	1		11/16/11 21:29	71-43-2	
Bromochloromethane	ND	ug/kg	4.4	1		11/16/11 21:29	74-97-5	
Bromodichloromethane	ND	ug/kg	4.4	1		11/16/11 21:29	75-27-4	
Bromoform	ND	ug/kg	4.4	1		11/16/11 21:29	75-25-2	
Bromomethane	ND	ug/kg	4.4	1		11/16/11 21:29	74-83-9	
2-Butanone (MEK)	ND	ug/kg	22.2	1		11/16/11 21:29	78-93-3	
Carbon disulfide	ND	ug/kg	8.9	1		11/16/11 21:29	75-15-0	
Carbon tetrachloride	ND	ug/kg	4.4	1		11/16/11 21:29	56-23-5	
Chlorobenzene	ND	ug/kg	4.4	1		11/16/11 21:29	108-90-7	
Chloroethane	ND	ug/kg	4.4	1		11/16/11 21:29	75-00-3	
Chloroform	ND	ug/kg	4.4	1		11/16/11 21:29	67-66-3	
Chloromethane	ND	ug/kg	4.4	1		11/16/11 21:29	74-87-3	
Cyclohexane	ND	ug/kg	88.8	1		11/16/11 21:29	110-82-7	N2
1,2-Dibromo-3-chloropropane	ND	ug/kg	8.9	1		11/16/11 21:29	96-12-8	
Dibromochloromethane	ND	ug/kg	4.4	1		11/16/11 21:29	124-48-1	
1,2-Dibromoethane (EDB)	ND	ug/kg	4.4	1		11/16/11 21:29	106-93-4	
1,2-Dichlorobenzene	ND	ug/kg	4.4	1		11/16/11 21:29	95-50-1	
1,3-Dichlorobenzene	ND	ug/kg	4.4	1		11/16/11 21:29	541-73-1	
1,4-Dichlorobenzene	ND	ug/kg	4.4	1		11/16/11 21:29	106-46-7	
Dichlorodifluoromethane	ND	ug/kg	4.4	1		11/16/11 21:29	75-71-8	
1,1-Dichloroethane	ND	ug/kg	4.4	1		11/16/11 21:29	75-34-3	
1,2-Dichloroethane	ND	ug/kg	4.4	1		11/16/11 21:29	107-06-2	
1,1-Dichloroethene	ND	ug/kg	4.4	1		11/16/11 21:29	75-35-4	
cis-1,2-Dichloroethene	ND	ug/kg	4.4	1		11/16/11 21:29	156-59-2	
trans-1,2-Dichloroethene	ND	ug/kg	4.4	1		11/16/11 21:29	156-60-5	
1,2-Dichloropropane	ND	ug/kg	4.4	1		11/16/11 21:29	78-87-5	
cis-1,3-Dichloropropene	ND	ug/kg	4.4	1		11/16/11 21:29	10061-01-5	
trans-1,3-Dichloropropene	ND	ug/kg	4.4	1		11/16/11 21:29	10061-02-6	
1,4-Dioxane (p-Dioxane)	ND	ug/kg	444	1		11/16/11 21:29	123-91-1	N2
Ethylbenzene	ND	ug/kg	4.4	1		11/16/11 21:29	100-41-4	
2-Hexanone	ND	ug/kg	88.8	1		11/16/11 21:29	591-78-6	
Isopropylbenzene (Cumene)	ND	ug/kg	4.4	1		11/16/11 21:29	98-82-8	
Methyl acetate	ND	ug/kg	4.4	1		11/16/11 21:29	79-20-9	N2
Methylcyclohexane	ND	ug/kg	4.4	1		11/16/11 21:29	108-87-2	N2
Methylene chloride	ND	ug/kg	17.8	1		11/16/11 21:29	75-09-2	
4-Methyl-2-pentanone (MIBK)	ND	ug/kg	22.2	1		11/16/11 21:29	108-10-1	
Methyl-tert-butyl ether	ND	ug/kg	4.4	1		11/16/11 21:29	1634-04-4	
Styrene	ND	ug/kg	4.4	1		11/16/11 21:29	100-42-5	
1,1,2,2-Tetrachloroethane	ND	ug/kg	4.4	1		11/16/11 21:29	79-34-5	
Tetrachloroethene	9190	ug/kg	236	50		11/17/11 10:42	127-18-4	
Toluene	ND	ug/kg	4.4	1		11/16/11 21:29	108-88-3	
1,2,3-Trichlorobenzene	ND	ug/kg	4.4	1		11/16/11 21:29	87-61-6	
1,2,4-Trichlorobenzene	ND	ug/kg	4.4	1		11/16/11 21:29	120-82-1	
1,1,1-Trichloroethane	ND	ug/kg	4.4	1		11/16/11 21:29	71-55-6	

ANALYTICAL RESULTS

Project: West Vermont Street Task 1624

Pace Project No.: 5054747

Sample: WVS-SB05-(17-18)-111111-SS **Lab ID:** 5054747002 Collected: 11/11/11 12:20 Received: 11/11/11 15:45 Matrix: Solid

Results reported on a "wet-weight" basis

Parameters	Results	Units	Report Limit	DF	Prepared	Analyzed	CAS No.	Qual
8260 MSV 5035A VOA		Analytical Method: EPA 8260						
1,1,2-Trichloroethane	ND	ug/kg	4.4	1		11/16/11 21:29	79-00-5	
Trichloroethene	ND	ug/kg	4.4	1		11/16/11 21:29	79-01-6	
Trichlorofluoromethane	ND	ug/kg	4.4	1		11/16/11 21:29	75-69-4	
1,1,2-Trichlorotrifluoroethane	ND	ug/kg	4.4	1		11/16/11 21:29	76-13-1	
Vinyl chloride	ND	ug/kg	4.4	1		11/16/11 21:29	75-01-4	
m&p-Xylene	ND	ug/kg	4.4	1		11/16/11 21:29	179601-23-1	
o-Xylene	ND	ug/kg	4.4	1		11/16/11 21:29	95-47-6	
Surrogates								
Dibromofluoromethane (S)	102 %		71-125	1		11/16/11 21:29	1868-53-7	
Toluene-d8 (S)	104 %		76-124	1		11/16/11 21:29	2037-26-5	
4-Bromofluorobenzene (S)	98 %		67-134	1		11/16/11 21:29	460-00-4	
Percent Moisture		Analytical Method: ASTM D2974-87						
Percent Moisture	6.5 %		0.10	1		11/15/11 12:43		

ANALYTICAL RESULTS

Project: West Vermont Street Task 1624

Pace Project No.: 5054747

Sample: WVS-SB06-(13-14)-111111-SS **Lab ID:** 5054747003 Collected: 11/11/11 15:15 Received: 11/11/11 15:45 Matrix: Solid

Results reported on a "wet-weight" basis

Parameters	Results	Units	Report Limit	DF	Prepared	Analyzed	CAS No.	Qual
8260 MSV 5035A VOA		Analytical Method: EPA 8260						
Acetone	ND	ug/kg	91.2	1		11/16/11 22:01	67-64-1	
Benzene	ND	ug/kg	4.6	1		11/16/11 22:01	71-43-2	
Bromochloromethane	ND	ug/kg	4.6	1		11/16/11 22:01	74-97-5	
Bromodichloromethane	ND	ug/kg	4.6	1		11/16/11 22:01	75-27-4	
Bromoform	ND	ug/kg	4.6	1		11/16/11 22:01	75-25-2	
Bromomethane	ND	ug/kg	4.6	1		11/16/11 22:01	74-83-9	
2-Butanone (MEK)	ND	ug/kg	22.8	1		11/16/11 22:01	78-93-3	
Carbon disulfide	ND	ug/kg	9.1	1		11/16/11 22:01	75-15-0	
Carbon tetrachloride	ND	ug/kg	4.6	1		11/16/11 22:01	56-23-5	
Chlorobenzene	ND	ug/kg	4.6	1		11/16/11 22:01	108-90-7	
Chloroethane	ND	ug/kg	4.6	1		11/16/11 22:01	75-00-3	
Chloroform	ND	ug/kg	4.6	1		11/16/11 22:01	67-66-3	
Chloromethane	ND	ug/kg	4.6	1		11/16/11 22:01	74-87-3	
Cyclohexane	ND	ug/kg	91.2	1		11/16/11 22:01	110-82-7	N2
1,2-Dibromo-3-chloropropane	ND	ug/kg	9.1	1		11/16/11 22:01	96-12-8	
Dibromochloromethane	ND	ug/kg	4.6	1		11/16/11 22:01	124-48-1	
1,2-Dibromoethane (EDB)	ND	ug/kg	4.6	1		11/16/11 22:01	106-93-4	
1,2-Dichlorobenzene	ND	ug/kg	4.6	1		11/16/11 22:01	95-50-1	
1,3-Dichlorobenzene	ND	ug/kg	4.6	1		11/16/11 22:01	541-73-1	
1,4-Dichlorobenzene	ND	ug/kg	4.6	1		11/16/11 22:01	106-46-7	
Dichlorodifluoromethane	ND	ug/kg	4.6	1		11/16/11 22:01	75-71-8	
1,1-Dichloroethane	ND	ug/kg	4.6	1		11/16/11 22:01	75-34-3	
1,2-Dichloroethane	ND	ug/kg	4.6	1		11/16/11 22:01	107-06-2	
1,1-Dichloroethene	ND	ug/kg	4.6	1		11/16/11 22:01	75-35-4	
cis-1,2-Dichloroethene	ND	ug/kg	4.6	1		11/16/11 22:01	156-59-2	
trans-1,2-Dichloroethene	ND	ug/kg	4.6	1		11/16/11 22:01	156-60-5	
1,2-Dichloropropane	ND	ug/kg	4.6	1		11/16/11 22:01	78-87-5	
cis-1,3-Dichloropropene	ND	ug/kg	4.6	1		11/16/11 22:01	10061-01-5	
trans-1,3-Dichloropropene	ND	ug/kg	4.6	1		11/16/11 22:01	10061-02-6	
1,4-Dioxane (p-Dioxane)	ND	ug/kg	456	1		11/16/11 22:01	123-91-1	N2
Ethylbenzene	ND	ug/kg	4.6	1		11/16/11 22:01	100-41-4	
2-Hexanone	ND	ug/kg	91.2	1		11/16/11 22:01	591-78-6	
Isopropylbenzene (Cumene)	ND	ug/kg	4.6	1		11/16/11 22:01	98-82-8	
Methyl acetate	ND	ug/kg	4.6	1		11/16/11 22:01	79-20-9	N2
Methylcyclohexane	ND	ug/kg	4.6	1		11/16/11 22:01	108-87-2	N2
Methylene chloride	ND	ug/kg	18.2	1		11/16/11 22:01	75-09-2	
4-Methyl-2-pentanone (MIBK)	ND	ug/kg	22.8	1		11/16/11 22:01	108-10-1	
Methyl-tert-butyl ether	ND	ug/kg	4.6	1		11/16/11 22:01	1634-04-4	
Styrene	ND	ug/kg	4.6	1		11/16/11 22:01	100-42-5	
1,1,2,2-Tetrachloroethane	ND	ug/kg	4.6	1		11/16/11 22:01	79-34-5	
Tetrachloroethene	ND	ug/kg	4.6	1		11/16/11 22:01	127-18-4	
Toluene	ND	ug/kg	4.6	1		11/16/11 22:01	108-88-3	
1,2,3-Trichlorobenzene	ND	ug/kg	4.6	1		11/16/11 22:01	87-61-6	
1,2,4-Trichlorobenzene	ND	ug/kg	4.6	1		11/16/11 22:01	120-82-1	
1,1,1-Trichloroethane	ND	ug/kg	4.6	1		11/16/11 22:01	71-55-6	

ANALYTICAL RESULTS

Project: West Vermont Street Task 1624

Pace Project No.: 5054747

Sample: WVS-SB06-(13-14)-111111-SS **Lab ID:** 5054747003 Collected: 11/11/11 15:15 Received: 11/11/11 15:45 Matrix: Solid

Results reported on a "wet-weight" basis

Parameters	Results	Units	Report Limit	DF	Prepared	Analyzed	CAS No.	Qual
8260 MSV 5035A VOA		Analytical Method: EPA 8260						
1,1,2-Trichloroethane	ND	ug/kg	4.6	1		11/16/11 22:01	79-00-5	
Trichloroethene	ND	ug/kg	4.6	1		11/16/11 22:01	79-01-6	
Trichlorofluoromethane	ND	ug/kg	4.6	1		11/16/11 22:01	75-69-4	
1,1,2-Trichlorotrifluoroethane	ND	ug/kg	4.6	1		11/16/11 22:01	76-13-1	
Vinyl chloride	ND	ug/kg	4.6	1		11/16/11 22:01	75-01-4	
m&p-Xylene	ND	ug/kg	4.6	1		11/16/11 22:01	179601-23-1	
o-Xylene	ND	ug/kg	4.6	1		11/16/11 22:01	95-47-6	
Surrogates								
Dibromofluoromethane (S)	102 %		71-125	1		11/16/11 22:01	1868-53-7	
Toluene-d8 (S)	101 %		76-124	1		11/16/11 22:01	2037-26-5	
4-Bromofluorobenzene (S)	101 %		67-134	1		11/16/11 22:01	460-00-4	
Percent Moisture		Analytical Method: ASTM D2974-87						
Percent Moisture	1.5 %		0.10	1		11/15/11 12:44		

ANALYTICAL RESULTS

Project: West Vermont Street Task 1624

Pace Project No.: 5054747

Sample: WVS-SB06-(19-20)-111111-SS **Lab ID:** 5054747004 Collected: 11/11/11 15:25 Received: 11/11/11 15:45 Matrix: Solid

Results reported on a "wet-weight" basis

Parameters	Results	Units	Report Limit	DF	Prepared	Analyzed	CAS No.	Qual
8260 MSV 5035A VOA		Analytical Method: EPA 8260						
Acetone	ND	ug/kg	87.4	1		11/16/11 22:32	67-64-1	
Benzene	ND	ug/kg	4.4	1		11/16/11 22:32	71-43-2	
Bromochloromethane	ND	ug/kg	4.4	1		11/16/11 22:32	74-97-5	
Bromodichloromethane	ND	ug/kg	4.4	1		11/16/11 22:32	75-27-4	
Bromoform	ND	ug/kg	4.4	1		11/16/11 22:32	75-25-2	
Bromomethane	ND	ug/kg	4.4	1		11/16/11 22:32	74-83-9	
2-Butanone (MEK)	ND	ug/kg	21.9	1		11/16/11 22:32	78-93-3	
Carbon disulfide	ND	ug/kg	8.7	1		11/16/11 22:32	75-15-0	
Carbon tetrachloride	ND	ug/kg	4.4	1		11/16/11 22:32	56-23-5	
Chlorobenzene	ND	ug/kg	4.4	1		11/16/11 22:32	108-90-7	
Chloroethane	ND	ug/kg	4.4	1		11/16/11 22:32	75-00-3	
Chloroform	ND	ug/kg	4.4	1		11/16/11 22:32	67-66-3	
Chloromethane	ND	ug/kg	4.4	1		11/16/11 22:32	74-87-3	
Cyclohexane	ND	ug/kg	87.4	1		11/16/11 22:32	110-82-7	N2
1,2-Dibromo-3-chloropropane	ND	ug/kg	8.7	1		11/16/11 22:32	96-12-8	
Dibromochloromethane	ND	ug/kg	4.4	1		11/16/11 22:32	124-48-1	
1,2-Dibromoethane (EDB)	ND	ug/kg	4.4	1		11/16/11 22:32	106-93-4	
1,2-Dichlorobenzene	ND	ug/kg	4.4	1		11/16/11 22:32	95-50-1	
1,3-Dichlorobenzene	ND	ug/kg	4.4	1		11/16/11 22:32	541-73-1	
1,4-Dichlorobenzene	ND	ug/kg	4.4	1		11/16/11 22:32	106-46-7	
Dichlorodifluoromethane	ND	ug/kg	4.4	1		11/16/11 22:32	75-71-8	
1,1-Dichloroethane	ND	ug/kg	4.4	1		11/16/11 22:32	75-34-3	
1,2-Dichloroethane	ND	ug/kg	4.4	1		11/16/11 22:32	107-06-2	
1,1-Dichloroethene	ND	ug/kg	4.4	1		11/16/11 22:32	75-35-4	
cis-1,2-Dichloroethene	ND	ug/kg	4.4	1		11/16/11 22:32	156-59-2	
trans-1,2-Dichloroethene	ND	ug/kg	4.4	1		11/16/11 22:32	156-60-5	
1,2-Dichloropropane	ND	ug/kg	4.4	1		11/16/11 22:32	78-87-5	
cis-1,3-Dichloropropene	ND	ug/kg	4.4	1		11/16/11 22:32	10061-01-5	
trans-1,3-Dichloropropene	ND	ug/kg	4.4	1		11/16/11 22:32	10061-02-6	
1,4-Dioxane (p-Dioxane)	ND	ug/kg	437	1		11/16/11 22:32	123-91-1	N2
Ethylbenzene	ND	ug/kg	4.4	1		11/16/11 22:32	100-41-4	
2-Hexanone	ND	ug/kg	87.4	1		11/16/11 22:32	591-78-6	
Isopropylbenzene (Cumene)	ND	ug/kg	4.4	1		11/16/11 22:32	98-82-8	
Methyl acetate	ND	ug/kg	4.4	1		11/16/11 22:32	79-20-9	N2
Methylcyclohexane	ND	ug/kg	4.4	1		11/16/11 22:32	108-87-2	N2
Methylene chloride	ND	ug/kg	17.5	1		11/16/11 22:32	75-09-2	
4-Methyl-2-pentanone (MIBK)	ND	ug/kg	21.9	1		11/16/11 22:32	108-10-1	
Methyl-tert-butyl ether	ND	ug/kg	4.4	1		11/16/11 22:32	1634-04-4	
Styrene	ND	ug/kg	4.4	1		11/16/11 22:32	100-42-5	
1,1,2,2-Tetrachloroethane	ND	ug/kg	4.4	1		11/16/11 22:32	79-34-5	
Tetrachloroethene	ND	ug/kg	4.4	1		11/16/11 22:32	127-18-4	
Toluene	ND	ug/kg	4.4	1		11/16/11 22:32	108-88-3	
1,2,3-Trichlorobenzene	ND	ug/kg	4.4	1		11/16/11 22:32	87-61-6	
1,2,4-Trichlorobenzene	ND	ug/kg	4.4	1		11/16/11 22:32	120-82-1	
1,1,1-Trichloroethane	ND	ug/kg	4.4	1		11/16/11 22:32	71-55-6	

ANALYTICAL RESULTS

Project: West Vermont Street Task 1624

Pace Project No.: 5054747

Sample: WVS-SB06-(19-20)-111111-SS **Lab ID:** 5054747004 Collected: 11/11/11 15:25 Received: 11/11/11 15:45 Matrix: Solid

Results reported on a "wet-weight" basis

Parameters	Results	Units	Report Limit	DF	Prepared	Analyzed	CAS No.	Qual
8260 MSV 5035A VOA		Analytical Method: EPA 8260						
1,1,2-Trichloroethane	ND	ug/kg	4.4	1		11/16/11 22:32	79-00-5	
Trichloroethene	ND	ug/kg	4.4	1		11/16/11 22:32	79-01-6	
Trichlorofluoromethane	ND	ug/kg	4.4	1		11/16/11 22:32	75-69-4	
1,1,2-Trichlorotrifluoroethane	ND	ug/kg	4.4	1		11/16/11 22:32	76-13-1	
Vinyl chloride	ND	ug/kg	4.4	1		11/16/11 22:32	75-01-4	
m&p-Xylene	ND	ug/kg	4.4	1		11/16/11 22:32	179601-23-1	
o-Xylene	ND	ug/kg	4.4	1		11/16/11 22:32	95-47-6	
Surrogates								
Dibromofluoromethane (S)	103	%	71-125	1		11/16/11 22:32	1868-53-7	
Toluene-d8 (S)	103	%	76-124	1		11/16/11 22:32	2037-26-5	
4-Bromofluorobenzene (S)	99	%	67-134	1		11/16/11 22:32	460-00-4	
Percent Moisture		Analytical Method: ASTM D2974-87						
Percent Moisture	2.1	%	0.10	1		11/15/11 12:44		

ANALYTICAL RESULTS

Project: West Vermont Street Task 1624

Pace Project No.: 5054747

Sample: WVS-SB06-(19-20)-111111-SS-DUP **Lab ID:** 5054747005 **Collected:** 11/11/11 15:25 **Received:** 11/11/11 15:45 **Matrix:** Solid

Results reported on a "wet-weight" basis

Parameters	Results	Units	Report Limit	DF	Prepared	Analyzed	CAS No.	Qual
8260 MSV 5035A VOA		Analytical Method: EPA 8260						
Acetone	ND	ug/kg	82.6	1		11/17/11 01:10	67-64-1	
Benzene	ND	ug/kg	4.1	1		11/17/11 01:10	71-43-2	
Bromochloromethane	ND	ug/kg	4.1	1		11/17/11 01:10	74-97-5	
Bromodichloromethane	ND	ug/kg	4.1	1		11/17/11 01:10	75-27-4	
Bromoform	ND	ug/kg	4.1	1		11/17/11 01:10	75-25-2	
Bromomethane	ND	ug/kg	4.1	1		11/17/11 01:10	74-83-9	
2-Butanone (MEK)	ND	ug/kg	20.7	1		11/17/11 01:10	78-93-3	
Carbon disulfide	ND	ug/kg	8.3	1		11/17/11 01:10	75-15-0	
Carbon tetrachloride	ND	ug/kg	4.1	1		11/17/11 01:10	56-23-5	
Chlorobenzene	ND	ug/kg	4.1	1		11/17/11 01:10	108-90-7	
Chloroethane	ND	ug/kg	4.1	1		11/17/11 01:10	75-00-3	
Chloroform	ND	ug/kg	4.1	1		11/17/11 01:10	67-66-3	
Chloromethane	ND	ug/kg	4.1	1		11/17/11 01:10	74-87-3	
Cyclohexane	ND	ug/kg	82.6	1		11/17/11 01:10	110-82-7	N2
1,2-Dibromo-3-chloropropane	ND	ug/kg	8.3	1		11/17/11 01:10	96-12-8	
Dibromochloromethane	ND	ug/kg	4.1	1		11/17/11 01:10	124-48-1	
1,2-Dibromoethane (EDB)	ND	ug/kg	4.1	1		11/17/11 01:10	106-93-4	
1,2-Dichlorobenzene	ND	ug/kg	4.1	1		11/17/11 01:10	95-50-1	
1,3-Dichlorobenzene	ND	ug/kg	4.1	1		11/17/11 01:10	541-73-1	
1,4-Dichlorobenzene	ND	ug/kg	4.1	1		11/17/11 01:10	106-46-7	
Dichlorodifluoromethane	ND	ug/kg	4.1	1		11/17/11 01:10	75-71-8	
1,1-Dichloroethane	ND	ug/kg	4.1	1		11/17/11 01:10	75-34-3	
1,2-Dichloroethane	ND	ug/kg	4.1	1		11/17/11 01:10	107-06-2	
1,1-Dichloroethene	ND	ug/kg	4.1	1		11/17/11 01:10	75-35-4	
cis-1,2-Dichloroethene	ND	ug/kg	4.1	1		11/17/11 01:10	156-59-2	
trans-1,2-Dichloroethene	ND	ug/kg	4.1	1		11/17/11 01:10	156-60-5	
1,2-Dichloropropane	ND	ug/kg	4.1	1		11/17/11 01:10	78-87-5	
cis-1,3-Dichloropropene	ND	ug/kg	4.1	1		11/17/11 01:10	10061-01-5	
trans-1,3-Dichloropropene	ND	ug/kg	4.1	1		11/17/11 01:10	10061-02-6	
1,4-Dioxane (p-Dioxane)	ND	ug/kg	413	1		11/17/11 01:10	123-91-1	N2
Ethylbenzene	ND	ug/kg	4.1	1		11/17/11 01:10	100-41-4	
2-Hexanone	ND	ug/kg	82.6	1		11/17/11 01:10	591-78-6	
Isopropylbenzene (Cumene)	ND	ug/kg	4.1	1		11/17/11 01:10	98-82-8	
Methyl acetate	ND	ug/kg	4.1	1		11/17/11 01:10	79-20-9	N2
Methylcyclohexane	ND	ug/kg	4.1	1		11/17/11 01:10	108-87-2	N2
Methylene chloride	ND	ug/kg	16.5	1		11/17/11 01:10	75-09-2	
4-Methyl-2-pentanone (MIBK)	ND	ug/kg	20.7	1		11/17/11 01:10	108-10-1	
Methyl-tert-butyl ether	ND	ug/kg	4.1	1		11/17/11 01:10	1634-04-4	
Styrene	ND	ug/kg	4.1	1		11/17/11 01:10	100-42-5	
1,1,2,2-Tetrachloroethane	ND	ug/kg	4.1	1		11/17/11 01:10	79-34-5	
Tetrachloroethene	ND	ug/kg	4.1	1		11/17/11 01:10	127-18-4	
Toluene	ND	ug/kg	4.1	1		11/17/11 01:10	108-88-3	
1,2,3-Trichlorobenzene	ND	ug/kg	4.1	1		11/17/11 01:10	87-61-6	
1,2,4-Trichlorobenzene	ND	ug/kg	4.1	1		11/17/11 01:10	120-82-1	
1,1,1-Trichloroethane	ND	ug/kg	4.1	1		11/17/11 01:10	71-55-6	

ANALYTICAL RESULTS

Project: West Vermont Street Task 1624

Pace Project No.: 5054747

Sample: WVS-SB06-(19-20)-111111-SS-DUP **Lab ID:** 5054747005 Collected: 11/11/11 15:25 Received: 11/11/11 15:45 Matrix: Solid

Results reported on a "wet-weight" basis

Parameters	Results	Units	Report Limit	DF	Prepared	Analyzed	CAS No.	Qual
8260 MSV 5035A VOA		Analytical Method: EPA 8260						
1,1,2-Trichloroethane	ND	ug/kg	4.1	1		11/17/11 01:10	79-00-5	
Trichloroethene	ND	ug/kg	4.1	1		11/17/11 01:10	79-01-6	
Trichlorofluoromethane	ND	ug/kg	4.1	1		11/17/11 01:10	75-69-4	
1,1,2-Trichlorotrifluoroethane	ND	ug/kg	4.1	1		11/17/11 01:10	76-13-1	
Vinyl chloride	ND	ug/kg	4.1	1		11/17/11 01:10	75-01-4	
m&p-Xylene	ND	ug/kg	4.1	1		11/17/11 01:10	179601-23-1	
o-Xylene	ND	ug/kg	4.1	1		11/17/11 01:10	95-47-6	
Surrogates								
Dibromofluoromethane (S)	101	%	71-125	1		11/17/11 01:10	1868-53-7	
Toluene-d8 (S)	102	%	76-124	1		11/17/11 01:10	2037-26-5	
4-Bromofluorobenzene (S)	97	%	67-134	1		11/17/11 01:10	460-00-4	
Percent Moisture		Analytical Method: ASTM D2974-87						
Percent Moisture	4.1	%	0.10	1		11/15/11 12:44		

QUALIFIERS

Project: West Vermont Street Task 1624

Pace Project No.: 5054747

DEFINITIONS

DF - Dilution Factor, if reported, represents the factor applied to the reported data due to changes in sample preparation, dilution of the sample aliquot, or moisture content.

ND - Not Detected at or above adjusted reporting limit.

J - Estimated concentration above the adjusted method detection limit and below the adjusted reporting limit.

MDL - Adjusted Method Detection Limit.

S - Surrogate

1,2-Diphenylhydrazine (8270 listed analyte) decomposes to Azobenzene.

Consistent with EPA guidelines, unrounded data are displayed and have been used to calculate % recovery and RPD values.

LCS(D) - Laboratory Control Sample (Duplicate)

MS(D) - Matrix Spike (Duplicate)

DUP - Sample Duplicate

RPD - Relative Percent Difference

NC - Not Calculable.

SG - Silica Gel - Clean-Up

U - Indicates the compound was analyzed for, but not detected.

N-Nitrosodiphenylamine decomposes and cannot be separated from Diphenylamine using Method 8270. The result reported for each analyte is a combined concentration.

Pace Analytical is TNI accredited. Contact your Pace PM for the current list of accredited analytes.

ANALYTE QUALIFIERS

- L0 Analyte recovery in the laboratory control sample (LCS) was outside QC limits.
- L3 Analyte recovery in the laboratory control sample (LCS) exceeded QC limits. Analyte presence below reporting limits in associated samples. Results unaffected by high bias.
- N2 The lab does not hold TNI accreditation for this parameter.
- R2 RPD value was outside control limits due to matrix interference

**WEST VERMONT HYDROGEOLOGIC INVESTIGATION
SPEEDWAY, INDIANA
DATA VALIDATION REPORT**

Date: November 18, 2011

Laboratory: Pace Analytical Services, Inc. (Pace), Indianapolis, Indiana

Laboratory Project #: 5054710, 5054742, and 5054744

Data Validation Performed By: Lisa Graczyk, Weston Solutions, Inc. (WESTON) Superfund Technical Assessment and Response Team (START)

Weston Analytical Work Order #/TDD #: 20405.016.001.1625.00/S05-0001-1109-031

This data validation report has been prepared by WESTON START under the START III Region V contract. This report documents the data validation for five water samples plus one trip blank collected for the West Vermont Hydrogeological Investigation Site that were analyzed for the following parameters and U.S. Environmental Protection Agency (U.S. EPA) methods:

- Target Compound List (TCL) Volatile Organic Compounds (VOC) by SW-846 Method 8260

A level II data package was requested from Pace. The data validation was conducted in general accordance with the U.S. EPA "Contract Laboratory Program National Functional Guidance for Superfund Organic Methods Data Review" dated June 2008. The Attachment contains the results summary sheets with the hand-written qualifiers applied during data validation.

TCL VOCs BY SW-846 METHOD 8260

1. Samples

The following table summarizes the samples for which this data validation is being conducted.

Samples	Lab ID	Matrix	Date Collected	Date Analyzed
WVS-VAS02-111111-(25'-30')	5054710001	Water	11/11/2011	11/11/2011
WVS-VAS02-111111-(35'-40')	5054710002	Water	11/11/2011	11/11/2011
WVS-VAS02-111111-(45'-50')	5054742001	Water	11/11/2011	11/11/2011
TRIP BLANK	5054742002	Water	11/11/2011	11/11/2011
WVS-SB-05-111111-GW	5054744001	Water	11/11/2011	11/11/2011
WVS-SB-05-111111-GW-DUP	5054744002	Water	11/11/2011	11/14/2011

2. Holding Times

The samples were analyzed within the required holding time limit of 14 days from sample collection.

3. Blanks

Method blanks were analyzed with the VOC analyses and were free of target compound contamination above the reporting limit.

In addition, the trip blank contained no detections of VOCs above the reporting limit.

4. Surrogate Results

The surrogate recovery results were within the laboratory-established quality control (QC) limits.

5. Laboratory Control Sample (LCS) Results

The LCS recoveries were within laboratory QC limits.

6. Matrix Spike (MS) and Matrix Spike Duplicate (MSD) Results

An MS and MSD was analyzed using a sample from the West Vermont Site. The recoveries and relative percent differences (RPD) were acceptable.

7. Field Duplicate Results

Sample WVS-SB-05-111111-GW-DUP is a field duplicate of sample WVS-SB-05-111111-GW. Cis-1,2-dichloroethene was detected at 5.8 micrograms per liter ($\mu\text{g/L}$) in the field sample but was not detected in the duplicate sample. Because the detection was near the reporting limit of 5 $\mu\text{g/L}$, data usability is not affected. Tetrachloroethene was detected in both samples and the RPD between the results is 25 percent which is acceptable.

8. Overall Assessment

The VOC data are acceptable for use based on the information received.

Data Validation Report
West Vermont Hydrogeological Investigation
Pace Analytical Services, Inc.
Laboratory Project #: 5054710, 5054742, and 5054744

ATTACHMENT

**PACE ANALYTICAL SERVICES, INC.
RESULTS SUMMARY**

ANALYTICAL RESULTS

Project: West Vermont Street/Task 1624

Pace Project No.: 5054710

Sample: **VVS-VAS02-111111-(25'-30')** Lab ID: **5054710001** Collected: 11/11/11 08:55 Received: 11/11/11 11:27 Matrix: Water

Parameters	Results	Units	Report Limit	DF	Prepared	Analyzed	CAS No.	Qual
8260 MSV		Analytical Method: EPA 8260						
Acetone	ND	ug/L	100	1		11/11/11 20:30	67-64-1	
Benzene	ND	ug/L	5.0	1		11/11/11 20:30	71-43-2	
Bromochloromethane	ND	ug/L	5.0	1		11/11/11 20:30	74-97-5	
Bromodichloromethane	ND	ug/L	5.0	1		11/11/11 20:30	75-27-4	
Bromoform	ND	ug/L	5.0	1		11/11/11 20:30	75-25-2	
Bromomethane	ND	ug/L	5.0	1		11/11/11 20:30	74-83-9	
2-Butanone (MEK)	ND	ug/L	25.0	1		11/11/11 20:30	78-93-3	
Carbon disulfide	ND	ug/L	10.0	1		11/11/11 20:30	75-15-0	
Carbon tetrachloride	ND	ug/L	5.0	1		11/11/11 20:30	56-23-5	
Chlorobenzene	ND	ug/L	5.0	1		11/11/11 20:30	108-90-7	
Chloroethane	ND	ug/L	5.0	1		11/11/11 20:30	75-00-3	
Chloroform	ND	ug/L	5.0	1		11/11/11 20:30	67-66-3	
Chloromethane	ND	ug/L	5.0	1		11/11/11 20:30	74-87-3	
Cyclohexane	ND	ug/L	100	1		11/11/11 20:30	110-82-7	N2
1,2-Dibromo-3-chloropropane	ND	ug/L	10.0	1		11/11/11 20:30	96-12-8	
Dibromochloromethane	ND	ug/L	5.0	1		11/11/11 20:30	124-48-1	
1,2-Dibromoethane (EDB)	ND	ug/L	5.0	1		11/11/11 20:30	106-93-4	
1,2-Dichlorobenzene	ND	ug/L	5.0	1		11/11/11 20:30	95-50-1	
1,3-Dichlorobenzene	ND	ug/L	5.0	1		11/11/11 20:30	541-73-1	
1,4-Dichlorobenzene	ND	ug/L	5.0	1		11/11/11 20:30	106-46-7	
Dichlorodifluoromethane	ND	ug/L	5.0	1		11/11/11 20:30	75-71-8	
1,1-Dichloroethane	ND	ug/L	5.0	1		11/11/11 20:30	75-34-3	
1,2-Dichloroethane	ND	ug/L	5.0	1		11/11/11 20:30	107-06-2	
1,1-Dichloroethene	ND	ug/L	5.0	1		11/11/11 20:30	75-35-4	
cis-1,2-Dichloroethene	6.7	ug/L	5.0	1		11/11/11 20:30	156-59-2	
trans-1,2-Dichloroethene	ND	ug/L	5.0	1		11/11/11 20:30	156-60-5	
1,2-Dichloropropane	ND	ug/L	5.0	1		11/11/11 20:30	78-87-5	
cis-1,3-Dichloropropene	ND	ug/L	5.0	1		11/11/11 20:30	10061-01-5	
trans-1,3-Dichloropropene	ND	ug/L	5.0	1		11/11/11 20:30	10061-02-6	
1,4-Dioxane (p-Dioxane)	ND	ug/L	100	1		11/11/11 20:30	123-91-1	N2
Ethylbenzene	ND	ug/L	5.0	1		11/11/11 20:30	100-41-4	
2-Hexanone	ND	ug/L	25.0	1		11/11/11 20:30	591-78-6	
Isopropylbenzene (Cumene)	ND	ug/L	5.0	1		11/11/11 20:30	98-82-8	
Methyl acetate	ND	ug/L	50.0	1		11/11/11 20:30	79-20-9	N2
Methylcyclohexane	ND	ug/L	50.0	1		11/11/11 20:30	108-87-2	N2
Methylene chloride	ND	ug/L	5.0	1		11/11/11 20:30	75-09-2	
4-Methyl-2-pentanone (MIBK)	ND	ug/L	25.0	1		11/11/11 20:30	108-10-1	
Methyl-tert-butyl ether	ND	ug/L	4.0	1		11/11/11 20:30	1634-04-4	
Styrene	ND	ug/L	5.0	1		11/11/11 20:30	100-42-5	
1,1,2,2-Tetrachloroethane	ND	ug/L	5.0	1		11/11/11 20:30	79-34-5	
Tetrachloroethene	ND	ug/L	5.0	1		11/11/11 20:30	127-18-4	
Toluene	ND	ug/L	5.0	1		11/11/11 20:30	108-88-3	
1,2,3-Trichlorobenzene	ND	ug/L	5.0	1		11/11/11 20:30	87-61-6	
1,2,4-Trichlorobenzene	ND	ug/L	5.0	1		11/11/11 20:30	120-82-1	
1,1,1-Trichloroethane	ND	ug/L	5.0	1		11/11/11 20:30	71-55-6	
1,1,2-Trichloroethane	ND	ug/L	5.0	1		11/11/11 20:30	79-00-5	

Date: 11/14/2011 10:36 AM

REPORT OF LABORATORY ANALYSIS

Page 4 of 12

This report shall not be reproduced, except in full,
without the written consent of Pace Analytical Services, Inc..

ANALYTICAL RESULTS

Project: West Vermont Street/Task 1624

Pace Project No.: 5054710

Sample: **WVS-VAS02-111111-(25'-30')** Lab ID: **5054710001** Collected: 11/11/11 08:55 Received: 11/11/11 11:27 Matrix: Water

Parameters	Results	Units	Report Limit	DF	Prepared	Analyzed	CAS No.	Qual
8260 MSV		Analytical Method: EPA 8260						
Trichloroethene	ND	ug/L	5.0	1		11/11/11 20:30	79-01-6	
Trichlorofluoromethane	ND	ug/L	5.0	1		11/11/11 20:30	75-69-4	
1,1,2-Trichlorotrifluoroethane	ND	ug/L	5.0	1		11/11/11 20:30	76-13-1	
Vinyl chloride	ND	ug/L	2.0	1		11/11/11 20:30	75-01-4	
m&p-Xylene	ND	ug/L	5.0	1		11/11/11 20:30	179601-23-1	
o-Xylene	ND	ug/L	5.0	1		11/11/11 20:30	95-47-6	
Dibromofluoromethane (S)	103	%	83-123	1		11/11/11 20:30	1868-53-7	
4-Bromofluorobenzene (S)	93	%	72-125	1		11/11/11 20:30	460-00-4	
Toluene-d8 (S)	92	%	81-114	1		11/11/11 20:30	2037-26-5	

ANALYTICAL RESULTS

Project: West Vermont Street/Task 1624

Pace Project No.: 5054710

Sample: WVS-VAS02-111111-(35'-40') **Lab ID:** 5054710002 Collected: 11/11/11 10:00 Received: 11/11/11 11:27 Matrix: Water

Parameters	Results	Units	Report Limit	DF	Prepared	Analyzed	CAS No.	Qual
8260 MSV		Analytical Method: EPA 8260						
Acetone	ND	ug/L	100	1		11/11/11 21:04	67-64-1	
Benzene	ND	ug/L	5.0	1		11/11/11 21:04	71-43-2	
Bromochloromethane	ND	ug/L	5.0	1		11/11/11 21:04	74-97-5	
Bromodichloromethane	ND	ug/L	5.0	1		11/11/11 21:04	75-27-4	
Bromoform	ND	ug/L	5.0	1		11/11/11 21:04	75-25-2	
Bromomethane	ND	ug/L	5.0	1		11/11/11 21:04	74-83-9	
2-Butanone (MEK)	ND	ug/L	25.0	1		11/11/11 21:04	78-93-3	
Carbon disulfide	ND	ug/L	10.0	1		11/11/11 21:04	75-15-0	
Carbon tetrachloride	ND	ug/L	5.0	1		11/11/11 21:04	56-23-5	
Chlorobenzene	ND	ug/L	5.0	1		11/11/11 21:04	108-90-7	
Chloroethane	ND	ug/L	5.0	1		11/11/11 21:04	75-00-3	
Chloroform	ND	ug/L	5.0	1		11/11/11 21:04	67-66-3	
Chloromethane	ND	ug/L	5.0	1		11/11/11 21:04	74-87-3	
Cyclohexane	ND	ug/L	100	1		11/11/11 21:04	110-82-7	N2
1,2-Dibromo-3-chloropropane	ND	ug/L	10.0	1		11/11/11 21:04	96-12-8	
Dibromochloromethane	ND	ug/L	5.0	1		11/11/11 21:04	124-48-1	
1,2-Dibromoethane (EDB)	ND	ug/L	5.0	1		11/11/11 21:04	106-93-4	
1,2-Dichlorobenzene	ND	ug/L	5.0	1		11/11/11 21:04	95-50-1	
1,3-Dichlorobenzene	ND	ug/L	5.0	1		11/11/11 21:04	541-73-1	
1,4-Dichlorobenzene	ND	ug/L	5.0	1		11/11/11 21:04	106-46-7	
Dichlorodifluoromethane	ND	ug/L	5.0	1		11/11/11 21:04	75-71-8	
1,1-Dichloroethane	ND	ug/L	5.0	1		11/11/11 21:04	75-34-3	
1,2-Dichloroethane	ND	ug/L	5.0	1		11/11/11 21:04	107-06-2	
1,1-Dichloroethene	ND	ug/L	5.0	1		11/11/11 21:04	75-35-4	
cis-1,2-Dichloroethene	ND	ug/L	5.0	1		11/11/11 21:04	156-59-2	
trans-1,2-Dichloroethene	ND	ug/L	5.0	1		11/11/11 21:04	156-60-5	
1,2-Dichloropropane	ND	ug/L	5.0	1		11/11/11 21:04	78-87-5	
cis-1,3-Dichloropropene	ND	ug/L	5.0	1		11/11/11 21:04	10061-01-5	
trans-1,3-Dichloropropene	ND	ug/L	5.0	1		11/11/11 21:04	10061-02-6	
1,4-Dioxane (p-Dioxane)	ND	ug/L	100	1		11/11/11 21:04	123-91-1	N2
Ethylbenzene	ND	ug/L	5.0	1		11/11/11 21:04	100-41-4	
2-Hexanone	ND	ug/L	25.0	1		11/11/11 21:04	591-78-6	
Isopropylbenzene (Cumene)	ND	ug/L	5.0	1		11/11/11 21:04	98-82-8	
Methyl acetate	ND	ug/L	50.0	1		11/11/11 21:04	79-20-9	N2
Methylcyclohexane	ND	ug/L	50.0	1		11/11/11 21:04	108-87-2	N2
Methylene chloride	ND	ug/L	5.0	1		11/11/11 21:04	75-09-2	
4-Methyl-2-pentanone (MIBK)	ND	ug/L	25.0	1		11/11/11 21:04	108-10-1	
Methyl-tert-butyl ether	ND	ug/L	4.0	1		11/11/11 21:04	1634-04-4	
Styrene	ND	ug/L	5.0	1		11/11/11 21:04	100-42-5	
1,1,2,2-Tetrachloroethane	ND	ug/L	5.0	1		11/11/11 21:04	79-34-5	
Tetrachloroethene	ND	ug/L	5.0	1		11/11/11 21:04	127-18-4	
Toluene	ND	ug/L	5.0	1		11/11/11 21:04	108-88-3	
1,2,3-Trichlorobenzene	ND	ug/L	5.0	1		11/11/11 21:04	87-61-6	
1,2,4-Trichlorobenzene	ND	ug/L	5.0	1		11/11/11 21:04	120-82-1	
1,1,1-Trichloroethane	ND	ug/L	5.0	1		11/11/11 21:04	71-55-6	
1,1,2-Trichloroethane	ND	ug/L	5.0	1		11/11/11 21:04	79-00-5	

Date: 11/14/2011 10:36 AM

REPORT OF LABORATORY ANALYSIS

Page 6 of 12

This report shall not be reproduced, except in full,
without the written consent of Pace Analytical Services, Inc..

ANALYTICAL RESULTS

Project: West Vermont Street/Task 1624

Pace Project No.: 5054710

Sample: WVS-VAS02-111111-(35'-40') **Lab ID:** 5054710002 Collected: 11/11/11 10:00 Received: 11/11/11 11:27 Matrix: Water

Parameters	Results	Units	Report Limit	DF	Prepared	Analyzed	CAS No.	Qual
8260 MSV		Analytical Method: EPA 8260						
Trichloroethene	ND	ug/L	5.0	1		11/11/11 21:04	79-01-6	
Trichlorofluoromethane	ND	ug/L	5.0	1		11/11/11 21:04	75-69-4	
1,1,2-Trichlorotrifluoroethane	ND	ug/L	5.0	1		11/11/11 21:04	76-13-1	
Vinyl chloride	23.0	ug/L	2.0	1		11/11/11 21:04	75-01-4	
m&p-Xylene	ND	ug/L	5.0	1		11/11/11 21:04	179601-23-1	
o-Xylene	ND	ug/L	5.0	1		11/11/11 21:04	95-47-6	
Dibromofluoromethane (S)	106	%	83-123	1		11/11/11 21:04	1868-53-7	
4-Bromofluorobenzene (S)	91	%	72-125	1		11/11/11 21:04	460-00-4	
Toluene-d8 (S)	94	%	81-114	1		11/11/11 21:04	2037-26-5	

ANALYTICAL RESULTS

Project: West Vermont Street Task 1624

Pace Project No.: 5054742

Sample: WVS-VAS02-111111-(45'-50') **Lab ID:** 5054742001 Collected: 11/11/11 11:40 Received: 11/11/11 15:47 Matrix: Water

Parameters	Results	Units	Report Limit	DF	Prepared	Analyzed	CAS No.	Qual
8260 MSV		Analytical Method: EPA 8260						
Acetone	ND	ug/L	100	1		11/11/11 21:37	67-64-1	
Benzene	ND	ug/L	5.0	1		11/11/11 21:37	71-43-2	
Bromochloromethane	ND	ug/L	5.0	1		11/11/11 21:37	74-97-5	
Bromodichloromethane	ND	ug/L	5.0	1		11/11/11 21:37	75-27-4	
Bromoform	ND	ug/L	5.0	1		11/11/11 21:37	75-25-2	
Bromomethane	ND	ug/L	5.0	1		11/11/11 21:37	74-83-9	
2-Butanone (MEK)	ND	ug/L	25.0	1		11/11/11 21:37	78-93-3	
Carbon disulfide	ND	ug/L	10.0	1		11/11/11 21:37	75-15-0	
Carbon tetrachloride	ND	ug/L	5.0	1		11/11/11 21:37	56-23-5	
Chlorobenzene	ND	ug/L	5.0	1		11/11/11 21:37	108-90-7	
Chloroethane	ND	ug/L	5.0	1		11/11/11 21:37	75-00-3	
Chloroform	ND	ug/L	5.0	1		11/11/11 21:37	67-66-3	
Chloromethane	ND	ug/L	5.0	1		11/11/11 21:37	74-87-3	
Cyclohexane	ND	ug/L	100	1		11/11/11 21:37	110-82-7	N2
1,2-Dibromo-3-chloropropane	ND	ug/L	10.0	1		11/11/11 21:37	96-12-8	
Dibromochloromethane	ND	ug/L	5.0	1		11/11/11 21:37	124-48-1	
1,2-Dibromoethane (EDB)	ND	ug/L	5.0	1		11/11/11 21:37	106-93-4	
1,2-Dichlorobenzene	ND	ug/L	5.0	1		11/11/11 21:37	95-50-1	
1,3-Dichlorobenzene	ND	ug/L	5.0	1		11/11/11 21:37	541-73-1	
1,4-Dichlorobenzene	ND	ug/L	5.0	1		11/11/11 21:37	106-46-7	
Dichlorodifluoromethane	ND	ug/L	5.0	1		11/11/11 21:37	75-71-8	
1,1-Dichloroethane	ND	ug/L	5.0	1		11/11/11 21:37	75-34-3	
1,2-Dichloroethane	ND	ug/L	5.0	1		11/11/11 21:37	107-06-2	
1,1-Dichloroethene	ND	ug/L	5.0	1		11/11/11 21:37	75-35-4	
cis-1,2-Dichloroethene	ND	ug/L	5.0	1		11/11/11 21:37	156-59-2	
trans-1,2-Dichloroethene	ND	ug/L	5.0	1		11/11/11 21:37	156-60-5	
1,2-Dichloropropane	ND	ug/L	5.0	1		11/11/11 21:37	78-87-5	
cis-1,3-Dichloropropene	ND	ug/L	5.0	1		11/11/11 21:37	10061-01-5	
trans-1,3-Dichloropropene	ND	ug/L	5.0	1		11/11/11 21:37	10061-02-6	
1,4-Dioxane (p-Dioxane)	ND	ug/L	100	1		11/11/11 21:37	123-91-1	N2
Ethylbenzene	ND	ug/L	5.0	1		11/11/11 21:37	100-41-4	
2-Hexanone	ND	ug/L	25.0	1		11/11/11 21:37	591-78-6	
Isopropylbenzene (Cumene)	ND	ug/L	5.0	1		11/11/11 21:37	98-82-8	
Methyl acetate	ND	ug/L	50.0	1		11/11/11 21:37	79-20-9	N2
Methylcyclohexane	ND	ug/L	50.0	1		11/11/11 21:37	108-87-2	N2
Methylene chloride	ND	ug/L	5.0	1		11/11/11 21:37	75-09-2	
4-Methyl-2-pentanone (MIBK)	ND	ug/L	25.0	1		11/11/11 21:37	108-10-1	
Methyl-tert-butyl ether	ND	ug/L	4.0	1		11/11/11 21:37	1634-04-4	
Styrene	ND	ug/L	5.0	1		11/11/11 21:37	100-42-5	
1,1,2,2-Tetrachloroethane	ND	ug/L	5.0	1		11/11/11 21:37	79-34-5	
Tetrachloroethene	ND	ug/L	5.0	1		11/11/11 21:37	127-18-4	
Toluene	ND	ug/L	5.0	1		11/11/11 21:37	108-88-3	
1,2,3-Trichlorobenzene	ND	ug/L	5.0	1		11/11/11 21:37	87-61-6	
1,2,4-Trichlorobenzene	ND	ug/L	5.0	1		11/11/11 21:37	120-82-1	
1,1,1-Trichloroethane	ND	ug/L	5.0	1		11/11/11 21:37	71-55-6	
1,1,2-Trichloroethane	ND	ug/L	5.0	1		11/11/11 21:37	79-00-5	

Date: 11/14/2011 10:12 AM

REPORT OF LABORATORY ANALYSIS

Page 4 of 12

This report shall not be reproduced, except in full,
without the written consent of Pace Analytical Services, Inc..

ANALYTICAL RESULTS

Project: West Vermont Street Task 1624

Pace Project No.: 5054742

Sample: **WVS-VAS02-111111-(45'-50')** Lab ID: **5054742001** Collected: 11/11/11 11:40 Received: 11/11/11 15:47 Matrix: Water

Parameters	Results	Units	Report Limit	DF	Prepared	Analyzed	CAS No.	Qual
8260 MSV		Analytical Method: EPA 8260						
Trichloroethene	ND	ug/L	5.0	1		11/11/11 21:37	79-01-6	
Trichlorofluoromethane	ND	ug/L	5.0	1		11/11/11 21:37	75-69-4	
1,1,2-Trichlorotrifluoroethane	ND	ug/L	5.0	1		11/11/11 21:37	76-13-1	
Vinyl chloride	5.5	ug/L	2.0	1		11/11/11 21:37	75-01-4	
m&p-Xylene	ND	ug/L	5.0	1		11/11/11 21:37	179601-23-1	
o-Xylene	ND	ug/L	5.0	1		11/11/11 21:37	95-47-6	
Dibromofluoromethane (S)	108	%	83-123	1		11/11/11 21:37	1868-53-7	
4-Bromofluorobenzene (S)	94	%	72-125	1		11/11/11 21:37	460-00-4	
Toluene-d8 (S)	96	%	81-114	1		11/11/11 21:37	2037-26-5	

ANALYTICAL RESULTS

Project: West Vermont Street Task 1624

Pace Project No.: 5054742

Sample: TRIP BLANK	Lab ID: 5054742002	Collected: 11/11/11 08:00	Received: 11/11/11 15:47	Matrix: Water				
Parameters	Results	Units	Report Limit	DF	Prepared	Analyzed	CAS No.	Qual
8260 MSV		Analytical Method: EPA 8260						
Acetone	ND ug/L		100	1		11/11/11 22:11	67-64-1	
Benzene	ND ug/L		5.0	1		11/11/11 22:11	71-43-2	
Bromochloromethane	ND ug/L		5.0	1		11/11/11 22:11	74-97-5	
Bromodichloromethane	ND ug/L		5.0	1		11/11/11 22:11	75-27-4	
Bromoform	ND ug/L		5.0	1		11/11/11 22:11	75-25-2	
Bromomethane	ND ug/L		5.0	1		11/11/11 22:11	74-83-9	
2-Butanone (MEK)	ND ug/L		25.0	1		11/11/11 22:11	78-93-3	
Carbon disulfide	ND ug/L		10.0	1		11/11/11 22:11	75-15-0	
Carbon tetrachloride	ND ug/L		5.0	1		11/11/11 22:11	56-23-5	
Chlorobenzene	ND ug/L		5.0	1		11/11/11 22:11	108-90-7	
Chloroethane	ND ug/L		5.0	1		11/11/11 22:11	75-00-3	
Chloroform	ND ug/L		5.0	1		11/11/11 22:11	67-66-3	
Chloromethane	ND ug/L		5.0	1		11/11/11 22:11	74-87-3	
Cyclohexane	ND ug/L		100	1		11/11/11 22:11	110-82-7	N2
1,2-Dibromo-3-chloropropane	ND ug/L		10.0	1		11/11/11 22:11	96-12-8	
Dibromochloromethane	ND ug/L		5.0	1		11/11/11 22:11	124-48-1	
1,2-Dibromoethane (EDB)	ND ug/L		5.0	1		11/11/11 22:11	106-93-4	
1,2-Dichlorobenzene	ND ug/L		5.0	1		11/11/11 22:11	95-50-1	
1,3-Dichlorobenzene	ND ug/L		5.0	1		11/11/11 22:11	541-73-1	
1,4-Dichlorobenzene	ND ug/L		5.0	1		11/11/11 22:11	106-46-7	
Dichlorodifluoromethane	ND ug/L		5.0	1		11/11/11 22:11	75-71-8	
1,1-Dichloroethane	ND ug/L		5.0	1		11/11/11 22:11	75-34-3	
1,2-Dichloroethane	ND ug/L		5.0	1		11/11/11 22:11	107-06-2	
1,1-Dichloroethene	ND ug/L		5.0	1		11/11/11 22:11	75-35-4	
cis-1,2-Dichloroethene	ND ug/L		5.0	1		11/11/11 22:11	156-59-2	
trans-1,2-Dichloroethene	ND ug/L		5.0	1		11/11/11 22:11	156-60-5	
1,2-Dichloropropane	ND ug/L		5.0	1		11/11/11 22:11	78-87-5	
cis-1,3-Dichloropropene	ND ug/L		5.0	1		11/11/11 22:11	10061-01-5	
trans-1,3-Dichloropropene	ND ug/L		5.0	1		11/11/11 22:11	10061-02-6	
1,4-Dioxane (p-Dioxane)	ND ug/L		100	1		11/11/11 22:11	123-91-1	N2
Ethylbenzene	ND ug/L		5.0	1		11/11/11 22:11	100-41-4	
2-Hexanone	ND ug/L		25.0	1		11/11/11 22:11	591-78-6	
Isopropylbenzene (Cumene)	ND ug/L		5.0	1		11/11/11 22:11	98-82-8	
Methyl acetate	ND ug/L		50.0	1		11/11/11 22:11	79-20-9	N2
Methylcyclohexane	ND ug/L		50.0	1		11/11/11 22:11	108-87-2	N2
Methylene chloride	ND ug/L		5.0	1		11/11/11 22:11	75-09-2	
4-Methyl-2-pentanone (MIBK)	ND ug/L		25.0	1		11/11/11 22:11	108-10-1	
Methyl-tert-butyl ether	ND ug/L		4.0	1		11/11/11 22:11	1634-04-4	
Styrene	ND ug/L		5.0	1		11/11/11 22:11	100-42-5	
1,1,2,2-Tetrachloroethane	ND ug/L		5.0	1		11/11/11 22:11	79-34-5	
Tetrachloroethene	ND ug/L		5.0	1		11/11/11 22:11	127-18-4	
Toluene	ND ug/L		5.0	1		11/11/11 22:11	108-88-3	
1,2,3-Trichlorobenzene	ND ug/L		5.0	1		11/11/11 22:11	87-61-6	
1,2,4-Trichlorobenzene	ND ug/L		5.0	1		11/11/11 22:11	120-82-1	
1,1,1-Trichloroethane	ND ug/L		5.0	1		11/11/11 22:11	71-55-6	
1,1,2-Trichloroethane	ND ug/L		5.0	1		11/11/11 22:11	79-00-5	
Trichloroethene	ND ug/L		5.0	1		11/11/11 22:11	79-01-6	

Date: 11/14/2011 10:12 AM

REPORT OF LABORATORY ANALYSIS

Page 6 of 12

This report shall not be reproduced, except in full,
without the written consent of Pace Analytical Services, Inc..

ANALYTICAL RESULTS

Project: West Vermont Street Task 1624

Pace Project No.: 5054742

Sample: TRIP BLANK		Lab ID: 5054742002	Collected: 11/11/11 08:00	Received: 11/11/11 15:47	Matrix: Water			
Parameters	Results	Units	Report Limit	DF	Prepared	Analyzed	CAS No.	Qual
8260 MSV		Analytical Method: EPA 8260						
Trichlorofluoromethane	ND ug/L		5.0	1		11/11/11 22:11	75-69-4	
1,1,2-Trichlorotrifluoroethane	ND ug/L		5.0	1		11/11/11 22:11	76-13-1	
Vinyl chloride	ND ug/L		2.0	1		11/11/11 22:11	75-01-4	
m&p-Xylene	ND ug/L		5.0	1		11/11/11 22:11	179601-23-1	
o-Xylene	ND ug/L		5.0	1		11/11/11 22:11	95-47-6	
Dibromofluoromethane (S)	107 %		83-123	1		11/11/11 22:11	1868-53-7	
4-Bromofluorobenzene (S)	94 %		72-125	1		11/11/11 22:11	460-00-4	
Toluene-d8 (S)	95 %		81-114	1		11/11/11 22:11	2037-26-5	

ANALYTICAL RESULTS

Project: West Vermont Street Task 1624

Pace Project No.: 5054744

Sample: WVS-SB-05-111111-GW	Lab ID: 5054744001	Collected: 11/11/11 13:25	Received: 11/11/11 15:45	Matrix: Water				
Parameters	Results	Units	Report Limit	DF	Prepared	Analyzed	CAS No.	Qual
8260 MSV		Analytical Method: EPA 8260						
Acetone	ND ug/L		100	1		11/11/11 22:44	67-64-1	
Benzene	ND ug/L		5.0	1		11/11/11 22:44	71-43-2	
Bromochloromethane	ND ug/L		5.0	1		11/11/11 22:44	74-97-5	
Bromodichloromethane	ND ug/L		5.0	1		11/11/11 22:44	75-27-4	
Bromoform	ND ug/L		5.0	1		11/11/11 22:44	75-25-2	
Bromomethane	ND ug/L		5.0	1		11/11/11 22:44	74-83-9	
2-Butanone (MEK)	ND ug/L		25.0	1		11/11/11 22:44	78-93-3	
Carbon disulfide	ND ug/L		10.0	1		11/11/11 22:44	75-15-0	
Carbon tetrachloride	ND ug/L		5.0	1		11/11/11 22:44	56-23-5	
Chlorobenzene	ND ug/L		5.0	1		11/11/11 22:44	108-90-7	
Chloroethane	ND ug/L		5.0	1		11/11/11 22:44	75-00-3	
Chloroform	ND ug/L		5.0	1		11/11/11 22:44	67-66-3	
Chloromethane	ND ug/L		5.0	1		11/11/11 22:44	74-87-3	
Cyclohexane	ND ug/L		100	1		11/11/11 22:44	110-82-7	N2
1,2-Dibromo-3-chloropropane	ND ug/L		10.0	1		11/11/11 22:44	96-12-8	
Dibromochloromethane	ND ug/L		5.0	1		11/11/11 22:44	124-48-1	
1,2-Dibromoethane (EDB)	ND ug/L		5.0	1		11/11/11 22:44	106-93-4	
1,2-Dichlorobenzene	ND ug/L		5.0	1		11/11/11 22:44	95-50-1	
1,3-Dichlorobenzene	ND ug/L		5.0	1		11/11/11 22:44	541-73-1	
1,4-Dichlorobenzene	ND ug/L		5.0	1		11/11/11 22:44	106-46-7	
Dichlorodifluoromethane	ND ug/L		5.0	1		11/11/11 22:44	75-71-8	
1,1-Dichloroethane	ND ug/L		5.0	1		11/11/11 22:44	75-34-3	
1,2-Dichloroethane	ND ug/L		5.0	1		11/11/11 22:44	107-06-2	
1,1-Dichloroethene	ND ug/L		5.0	1		11/11/11 22:44	75-35-4	
cis-1,2-Dichloroethene	5.8 ug/L		5.0	1		11/11/11 22:44	156-59-2	
trans-1,2-Dichloroethene	ND ug/L		5.0	1		11/11/11 22:44	156-60-5	
1,2-Dichloropropane	ND ug/L		5.0	1		11/11/11 22:44	78-87-5	
cis-1,3-Dichloropropene	ND ug/L		5.0	1		11/11/11 22:44	10061-01-5	
trans-1,3-Dichloropropene	ND ug/L		5.0	1		11/11/11 22:44	10061-02-6	
1,4-Dioxane (p-Dioxane)	ND ug/L		100	1		11/11/11 22:44	123-91-1	N2
Ethylbenzene	ND ug/L		5.0	1		11/11/11 22:44	100-41-4	
2-Hexanone	ND ug/L		25.0	1		11/11/11 22:44	591-78-6	
Isopropylbenzene (Cumene)	ND ug/L		5.0	1		11/11/11 22:44	98-82-8	
Methyl acetate	ND ug/L		50.0	1		11/11/11 22:44	79-20-9	N2
Methylcyclohexane	ND ug/L		50.0	1		11/11/11 22:44	108-87-2	N2
Methylene chloride	ND ug/L		5.0	1		11/11/11 22:44	75-09-2	
4-Methyl-2-pentanone (MIBK)	ND ug/L		25.0	1		11/11/11 22:44	108-10-1	
Methyl-tert-butyl ether	ND ug/L		4.0	1		11/11/11 22:44	1634-04-4	
Styrene	ND ug/L		5.0	1		11/11/11 22:44	100-42-5	
1,1,2,2-Tetrachloroethane	ND ug/L		5.0	1		11/11/11 22:44	79-34-5	
Tetrachloroethene	9.7 ug/L		5.0	1		11/11/11 22:44	127-18-4	
Toluene	ND ug/L		5.0	1		11/11/11 22:44	108-88-3	
1,2,3-Trichlorobenzene	ND ug/L		5.0	1		11/11/11 22:44	87-61-6	
1,2,4-Trichlorobenzene	ND ug/L		5.0	1		11/11/11 22:44	120-82-1	
1,1,1-Trichloroethane	ND ug/L		5.0	1		11/11/11 22:44	71-55-6	
1,1,2-Trichloroethane	ND ug/L		5.0	1		11/11/11 22:44	79-00-5	
Trichloroethene	ND ug/L		5.0	1		11/11/11 22:44	79-01-6	

Date: 11/15/2011 05:26 PM

REPORT OF LABORATORY ANALYSIS

Page 4 of 15

This report shall not be reproduced, except in full,
without the written consent of Pace Analytical Services, Inc..

ANALYTICAL RESULTS

Project: West Vermont Street Task 1624

Pace Project No.: 5054744

Sample: WVS-SB-05-111111-GW		Lab ID: 5054744001		Collected: 11/11/11 13:25	Received: 11/11/11 15:45	Matrix: Water		
Parameters	Results	Units	Report Limit	DF	Prepared	Analyzed	CAS No.	Qual
8260 MSV		Analytical Method: EPA 8260						
Trichlorofluoromethane	ND	ug/L	5.0	1		11/11/11 22:44	75-69-4	
1,1,2-Trichlorotrifluoroethane	ND	ug/L	5.0	1		11/11/11 22:44	76-13-1	
Vinyl chloride	ND	ug/L	2.0	1		11/11/11 22:44	75-01-4	
m&p-Xylene	ND	ug/L	5.0	1		11/11/11 22:44	179601-23-1	
o-Xylene	ND	ug/L	5.0	1		11/11/11 22:44	95-47-6	
Surrogates								
Dibromofluoromethane (S)	106 %		83-123	1		11/11/11 22:44	1868-53-7	
4-Bromofluorobenzene (S)	93 %		72-125	1		11/11/11 22:44	460-00-4	
Toluene-d8 (S)	97 %		81-114	1		11/11/11 22:44	2037-26-5	

ANALYTICAL RESULTS

Project: West Vermont Street Task 1624

Pace Project No.: 5054744

Sample: WVS-SB-05-111111-GW-DUP **Lab ID:** 5054744002 Collected: 11/11/11 13:25 Received: 11/11/11 15:45 Matrix: Water

Parameters	Results	Units	Report Limit	DF	Prepared	Analyzed	CAS No.	Qual
8260 MSV		Analytical Method: EPA 8260						
Acetone	ND	ug/L	100	1		11/14/11 15:41	67-64-1	
Benzene	ND	ug/L	5.0	1		11/14/11 15:41	71-43-2	
Bromochloromethane	ND	ug/L	5.0	1		11/14/11 15:41	74-97-5	
Bromodichloromethane	ND	ug/L	5.0	1		11/14/11 15:41	75-27-4	
Bromoform	ND	ug/L	5.0	1		11/14/11 15:41	75-25-2	
Bromomethane	ND	ug/L	5.0	1		11/14/11 15:41	74-83-9	
2-Butanone (MEK)	ND	ug/L	25.0	1		11/14/11 15:41	78-93-3	
Carbon disulfide	ND	ug/L	10.0	1		11/14/11 15:41	75-15-0	
Carbon tetrachloride	ND	ug/L	5.0	1		11/14/11 15:41	56-23-5	
Chlorobenzene	ND	ug/L	5.0	1		11/14/11 15:41	108-90-7	
Chloroethane	ND	ug/L	5.0	1		11/14/11 15:41	75-00-3	
Chloroform	ND	ug/L	5.0	1		11/14/11 15:41	67-66-3	
Chloromethane	ND	ug/L	5.0	1		11/14/11 15:41	74-87-3	
Cyclohexane	ND	ug/L	100	1		11/14/11 15:41	110-82-7	N2
1,2-Dibromo-3-chloropropane	ND	ug/L	10.0	1		11/14/11 15:41	96-12-8	
Dibromochloromethane	ND	ug/L	5.0	1		11/14/11 15:41	124-48-1	
1,2-Dibromoethane (EDB)	ND	ug/L	5.0	1		11/14/11 15:41	106-93-4	
1,2-Dichlorobenzene	ND	ug/L	5.0	1		11/14/11 15:41	95-50-1	
1,3-Dichlorobenzene	ND	ug/L	5.0	1		11/14/11 15:41	541-73-1	
1,4-Dichlorobenzene	ND	ug/L	5.0	1		11/14/11 15:41	106-46-7	
Dichlorodifluoromethane	ND	ug/L	5.0	1		11/14/11 15:41	75-71-8	
1,1-Dichloroethane	ND	ug/L	5.0	1		11/14/11 15:41	75-34-3	
1,2-Dichloroethane	ND	ug/L	5.0	1		11/14/11 15:41	107-06-2	
1,1-Dichloroethene	ND	ug/L	5.0	1		11/14/11 15:41	75-35-4	
cis-1,2-Dichloroethene	ND	ug/L	5.0	1		11/14/11 15:41	156-59-2	
trans-1,2-Dichloroethene	ND	ug/L	5.0	1		11/14/11 15:41	156-60-5	
1,2-Dichloropropane	ND	ug/L	5.0	1		11/14/11 15:41	78-87-5	
cis-1,3-Dichloropropene	ND	ug/L	5.0	1		11/14/11 15:41	10061-01-5	
trans-1,3-Dichloropropene	ND	ug/L	5.0	1		11/14/11 15:41	10061-02-6	
1,4-Dioxane (p-Dioxane)	ND	ug/L	100	1		11/14/11 15:41	123-91-1	N2
Ethylbenzene	ND	ug/L	5.0	1		11/14/11 15:41	100-41-4	
2-Hexanone	ND	ug/L	25.0	1		11/14/11 15:41	591-78-6	
Isopropylbenzene (Cumene)	ND	ug/L	5.0	1		11/14/11 15:41	98-82-8	
Methyl acetate	ND	ug/L	50.0	1		11/14/11 15:41	79-20-9	N2
Methylcyclohexane	ND	ug/L	50.0	1		11/14/11 15:41	108-87-2	N2
Methylene chloride	ND	ug/L	5.0	1		11/14/11 15:41	75-09-2	
4-Methyl-2-pentanone (MIBK)	ND	ug/L	25.0	1		11/14/11 15:41	108-10-1	
Methyl-tert-butyl ether	ND	ug/L	4.0	1		11/14/11 15:41	1634-04-4	
Styrene	ND	ug/L	5.0	1		11/14/11 15:41	100-42-5	
1,1,2,2-Tetrachloroethane	ND	ug/L	5.0	1		11/14/11 15:41	79-34-5	
Tetrachloroethene	7.5	ug/L	5.0	1		11/14/11 15:41	127-18-4	
Toluene	ND	ug/L	5.0	1		11/14/11 15:41	108-88-3	
1,2,3-Trichlorobenzene	ND	ug/L	5.0	1		11/14/11 15:41	87-61-6	
1,2,4-Trichlorobenzene	ND	ug/L	5.0	1		11/14/11 15:41	120-82-1	
1,1,1-Trichloroethane	ND	ug/L	5.0	1		11/14/11 15:41	71-55-6	
1,1,2-Trichloroethane	ND	ug/L	5.0	1		11/14/11 15:41	79-00-5	

ANALYTICAL RESULTS

Project: West Vermont Street Task 1624

Pace Project No.: 5054744

Sample: WVS-SB-05-111111-GW-DUP **Lab ID:** 5054744002 Collected: 11/11/11 13:25 Received: 11/11/11 15:45 Matrix: Water

Parameters	Results	Units	Report Limit	DF	Prepared	Analyzed	CAS No.	Qual
8260 MSV		Analytical Method: EPA 8260						
Trichloroethene	ND	ug/L	5.0	1		11/14/11 15:41	79-01-6	
Trichlorofluoromethane	ND	ug/L	5.0	1		11/14/11 15:41	75-69-4	
1,1,2-Trichlorotrifluoroethane	ND	ug/L	5.0	1		11/14/11 15:41	76-13-1	
Vinyl chloride	ND	ug/L	2.0	1		11/14/11 15:41	75-01-4	
m&p-Xylene	ND	ug/L	5.0	1		11/14/11 15:41	179601-23-1	
o-Xylene	ND	ug/L	5.0	1		11/14/11 15:41	95-47-6	
Surrogates								
Dibromofluoromethane (S)	109 %		83-123	1		11/14/11 15:41	1868-53-7	
4-Bromofluorobenzene (S)	97 %		72-125	1		11/14/11 15:41	460-00-4	
Toluene-d8 (S)	94 %		81-114	1		11/14/11 15:41	2037-26-5	

QUALIFIERS

Project: West Vermont Street Task 1624

Pace Project No.: 5054744

DEFINITIONS

DF - Dilution Factor, if reported, represents the factor applied to the reported data due to changes in sample preparation, dilution of the sample aliquot, or moisture content.

ND - Not Detected at or above adjusted reporting limit.

J - Estimated concentration above the adjusted method detection limit and below the adjusted reporting limit.

MDL - Adjusted Method Detection Limit.

S - Surrogate

1,2-Diphenylhydrazine (8270 listed analyte) decomposes to Azobenzene.

Consistent with EPA guidelines, unrounded data are displayed and have been used to calculate % recovery and RPD values.

LCS(D) - Laboratory Control Sample (Duplicate)

MS(D) - Matrix Spike (Duplicate)

DUP - Sample Duplicate

RPD - Relative Percent Difference

NC - Not Calculable.

SG - Silica Gel - Clean-Up

U - Indicates the compound was analyzed for, but not detected.

N-Nitrosodiphenylamine decomposes and cannot be separated from Diphenylamine using Method 8270. The result reported for each analyte is a combined concentration.

Pace Analytical is TNI accredited. Contact your Pace PM for the current list of accredited analytes.

ANALYTE QUALIFIERS

N2 The lab does not hold TNI accreditation for this parameter.

R1 RPD value was outside control limits.

**WEST VERMONT HYDROGEOLOGIC INVESTIGATION
SPEEDWAY, INDIANA
DATA VALIDATION REPORT**

Date: November 18, 2011

Laboratory: Pace Analytical Services, Inc. (Pace), Indianapolis, Indiana

Laboratory Project #: 5054786

Data Validation Performed By: Lisa Graczyk, Weston Solutions, Inc. (WESTON) Superfund Technical Assessment and Response Team (START)

Weston Analytical Work Order #/TDD #: 20405.016.001.1625.00/S05-0001-1109-031

This data validation report has been prepared by WESTON START under the START III Region V contract. This report documents the data validation for two water samples plus one trip blank collected for the West Vermont Hydrogeological Investigation Site that were analyzed for the following parameters and U.S. Environmental Protection Agency (U.S. EPA) methods:

- Target Compound List (TCL) Volatile Organic Compounds (VOC) by SW-846 Method 8260

A level II data package was requested from Pace. The data validation was conducted in general accordance with the U.S. EPA "Contract Laboratory Program National Functional Guidance for Superfund Organic Methods Data Review" dated June 2008. The Attachment contains the results summary sheets with the hand-written qualifiers applied during data validation.

TCL VOCs BY SW-846 METHOD 8260

1. Samples

The following table summarizes the samples for which this data validation is being conducted.

Samples	Lab ID	Matrix	Date Collected	Date Analyzed
WVS-VAS03-111411-(30-35')	5054786001	Water	11/14/2011	11/15/2011
WVS-VAS03-111411-(40-45')	5054786002	Water	11/14/2011	11/15/2011
Trip Blank	5054786003	Water	11/14/2011	11/15/2011

2. Holding Times

The samples were analyzed within the required holding time limit of 14 days from sample collection.

3. Blanks

A method blank was analyzed with the VOC analyses and was free of target compound contamination above the reporting limit.

In addition, the trip blank contained no detections of VOCs above the reporting limit.

4. Surrogate Results

The surrogate recovery results were within the laboratory-established quality control (QC) limits.

5. Laboratory Control Sample (LCS) Results

The LCS recoveries were within laboratory QC limits.

6. Matrix Spike (MS) and Matrix Spike Duplicate (MSD) Results

An MS and MSD were not analyzed with this work order. No qualifications are required.

7. Field Duplicate Results

There are no field duplicates associated with this work order.

8. Overall Assessment

The VOC data are acceptable for use based on the information received.

Data Validation Report
West Vermont Hydrogeological Investigation
Pace Analytical Services, Inc.
Laboratory Project #: 5054786

ATTACHMENT

**PACE ANALYTICAL SERVICES, INC.
RESULTS SUMMARY**

ANALYTICAL RESULTS

Project: West Vermont Street

Pace Project No.: 5054786

Sample: WVS-VAS03-111411-(30-35') **Lab ID:** 5054786001 Collected: 11/14/11 16:15 Received: 11/15/11 10:20 Matrix: Water

Parameters	Results	Units	Report Limit	DF	Prepared	Analyzed	CAS No.	Qual
8260 MSV		Analytical Method: EPA 8260						
Acetone	ND	ug/L	100	1		11/15/11 15:07	67-64-1	
Benzene	ND	ug/L	5.0	1		11/15/11 15:07	71-43-2	
Bromochloromethane	ND	ug/L	5.0	1		11/15/11 15:07	74-97-5	
Bromodichloromethane	ND	ug/L	5.0	1		11/15/11 15:07	75-27-4	
Bromoform	ND	ug/L	5.0	1		11/15/11 15:07	75-25-2	
Bromomethane	ND	ug/L	5.0	1		11/15/11 15:07	74-83-9	
2-Butanone (MEK)	ND	ug/L	25.0	1		11/15/11 15:07	78-93-3	
Carbon disulfide	ND	ug/L	10.0	1		11/15/11 15:07	75-15-0	
Carbon tetrachloride	ND	ug/L	5.0	1		11/15/11 15:07	56-23-5	
Chlorobenzene	ND	ug/L	5.0	1		11/15/11 15:07	108-90-7	
Chloroethane	ND	ug/L	5.0	1		11/15/11 15:07	75-00-3	
Chloroform	ND	ug/L	5.0	1		11/15/11 15:07	67-66-3	
Chloromethane	ND	ug/L	5.0	1		11/15/11 15:07	74-87-3	
Cyclohexane	ND	ug/L	100	1		11/15/11 15:07	110-82-7	N2
1,2-Dibromo-3-chloropropane	ND	ug/L	10.0	1		11/15/11 15:07	96-12-8	
Dibromochloromethane	ND	ug/L	5.0	1		11/15/11 15:07	124-48-1	
1,2-Dibromoethane (EDB)	ND	ug/L	5.0	1		11/15/11 15:07	106-93-4	
1,2-Dichlorobenzene	ND	ug/L	5.0	1		11/15/11 15:07	95-50-1	
1,3-Dichlorobenzene	ND	ug/L	5.0	1		11/15/11 15:07	541-73-1	
1,4-Dichlorobenzene	ND	ug/L	5.0	1		11/15/11 15:07	106-46-7	
Dichlorodifluoromethane	ND	ug/L	5.0	1		11/15/11 15:07	75-71-8	
1,1-Dichloroethane	ND	ug/L	5.0	1		11/15/11 15:07	75-34-3	
1,2-Dichloroethane	ND	ug/L	5.0	1		11/15/11 15:07	107-06-2	
1,1-Dichloroethene	ND	ug/L	5.0	1		11/15/11 15:07	75-35-4	
cis-1,2-Dichloroethene	ND	ug/L	5.0	1		11/15/11 15:07	156-59-2	
trans-1,2-Dichloroethene	ND	ug/L	5.0	1		11/15/11 15:07	156-60-5	
1,2-Dichloropropane	ND	ug/L	5.0	1		11/15/11 15:07	78-87-5	
cis-1,3-Dichloropropene	ND	ug/L	5.0	1		11/15/11 15:07	10061-01-5	
trans-1,3-Dichloropropene	ND	ug/L	5.0	1		11/15/11 15:07	10061-02-6	
1,4-Dioxane (p-Dioxane)	ND	ug/L	100	1		11/15/11 15:07	123-91-1	N2
Ethylbenzene	ND	ug/L	5.0	1		11/15/11 15:07	100-41-4	
2-Hexanone	ND	ug/L	25.0	1		11/15/11 15:07	591-78-6	
Isopropylbenzene (Cumene)	ND	ug/L	5.0	1		11/15/11 15:07	98-82-8	
Methyl acetate	ND	ug/L	50.0	1		11/15/11 15:07	79-20-9	N2
Methylcyclohexane	ND	ug/L	50.0	1		11/15/11 15:07	108-87-2	N2
Methylene chloride	ND	ug/L	5.0	1		11/15/11 15:07	75-09-2	
4-Methyl-2-pentanone (MIBK)	ND	ug/L	25.0	1		11/15/11 15:07	108-10-1	
Methyl-tert-butyl ether	ND	ug/L	4.0	1		11/15/11 15:07	1634-04-4	
Styrene	ND	ug/L	5.0	1		11/15/11 15:07	100-42-5	
1,1,2,2-Tetrachloroethane	ND	ug/L	5.0	1		11/15/11 15:07	79-34-5	
Tetrachloroethene	ND	ug/L	5.0	1		11/15/11 15:07	127-18-4	
Toluene	ND	ug/L	5.0	1		11/15/11 15:07	108-88-3	
1,2,3-Trichlorobenzene	ND	ug/L	5.0	1		11/15/11 15:07	87-61-6	
1,2,4-Trichlorobenzene	ND	ug/L	5.0	1		11/15/11 15:07	120-82-1	
1,1,1-Trichloroethane	ND	ug/L	5.0	1		11/15/11 15:07	71-55-6	
1,1,2-Trichloroethane	ND	ug/L	5.0	1		11/15/11 15:07	79-00-5	

Date: 11/16/2011 10:38 AM

REPORT OF LABORATORY ANALYSIS

Page 4 of 13

This report shall not be reproduced, except in full,
without the written consent of Pace Analytical Services, Inc..

ANALYTICAL RESULTS

Project: West Vermont Street

Pace Project No.: 5054786

Sample: WVS-VAS03-111411-(30-35') **Lab ID:** 5054786001 Collected: 11/14/11 16:15 Received: 11/15/11 10:20 Matrix: Water

Parameters	Results	Units	Report Limit	DF	Prepared	Analyzed	CAS No.	Qual
8260 MSV		Analytical Method: EPA 8260						
Trichloroethene	ND	ug/L	5.0	1		11/15/11 15:07	79-01-6	
Trichlorofluoromethane	ND	ug/L	5.0	1		11/15/11 15:07	75-69-4	
1,1,2-Trichlorotrifluoroethane	ND	ug/L	5.0	1		11/15/11 15:07	76-13-1	
Vinyl chloride	6.3	ug/L	2.0	1		11/15/11 15:07	75-01-4	
m&p-Xylene	ND	ug/L	5.0	1		11/15/11 15:07	179601-23-1	
o-Xylene	ND	ug/L	5.0	1		11/15/11 15:07	95-47-6	
Surrogates								
Dibromofluoromethane (S)	105 %		83-123	1		11/15/11 15:07	1868-53-7	
4-Bromofluorobenzene (S)	101 %		72-125	1		11/15/11 15:07	460-00-4	
Toluene-d8 (S)	99 %		81-114	1		11/15/11 15:07	2037-26-5	

ANALYTICAL RESULTS

Project: West Vermont Street

Pace Project No.: 5054786

Sample: WVS-VAS03-111411-(40-45') **Lab ID:** 5054786002 Collected: 11/14/11 17:30 Received: 11/15/11 10:20 Matrix: Water

Parameters	Results	Units	Report Limit	DF	Prepared	Analyzed	CAS No.	Qual
8260 MSV		Analytical Method: EPA 8260						
Acetone	ND	ug/L	100	1		11/15/11 15:41	67-64-1	
Benzene	ND	ug/L	5.0	1		11/15/11 15:41	71-43-2	
Bromochloromethane	ND	ug/L	5.0	1		11/15/11 15:41	74-97-5	
Bromodichloromethane	ND	ug/L	5.0	1		11/15/11 15:41	75-27-4	
Bromoform	ND	ug/L	5.0	1		11/15/11 15:41	75-25-2	
Bromomethane	ND	ug/L	5.0	1		11/15/11 15:41	74-83-9	
2-Butanone (MEK)	ND	ug/L	25.0	1		11/15/11 15:41	78-93-3	
Carbon disulfide	ND	ug/L	10.0	1		11/15/11 15:41	75-15-0	
Carbon tetrachloride	ND	ug/L	5.0	1		11/15/11 15:41	56-23-5	
Chlorobenzene	ND	ug/L	5.0	1		11/15/11 15:41	108-90-7	
Chloroethane	ND	ug/L	5.0	1		11/15/11 15:41	75-00-3	
Chloroform	ND	ug/L	5.0	1		11/15/11 15:41	67-66-3	
Chloromethane	ND	ug/L	5.0	1		11/15/11 15:41	74-87-3	
Cyclohexane	ND	ug/L	100	1		11/15/11 15:41	110-82-7	N2
1,2-Dibromo-3-chloropropane	ND	ug/L	10.0	1		11/15/11 15:41	96-12-8	
Dibromochloromethane	ND	ug/L	5.0	1		11/15/11 15:41	124-48-1	
1,2-Dibromoethane (EDB)	ND	ug/L	5.0	1		11/15/11 15:41	106-93-4	
1,2-Dichlorobenzene	ND	ug/L	5.0	1		11/15/11 15:41	95-50-1	
1,3-Dichlorobenzene	ND	ug/L	5.0	1		11/15/11 15:41	541-73-1	
1,4-Dichlorobenzene	ND	ug/L	5.0	1		11/15/11 15:41	106-46-7	
Dichlorodifluoromethane	ND	ug/L	5.0	1		11/15/11 15:41	75-71-8	
1,1-Dichloroethane	ND	ug/L	5.0	1		11/15/11 15:41	75-34-3	
1,2-Dichloroethane	ND	ug/L	5.0	1		11/15/11 15:41	107-06-2	
1,1-Dichloroethene	ND	ug/L	5.0	1		11/15/11 15:41	75-35-4	
cis-1,2-Dichloroethene	ND	ug/L	5.0	1		11/15/11 15:41	156-59-2	
trans-1,2-Dichloroethene	ND	ug/L	5.0	1		11/15/11 15:41	156-60-5	
1,2-Dichloropropane	ND	ug/L	5.0	1		11/15/11 15:41	78-87-5	
cis-1,3-Dichloropropene	ND	ug/L	5.0	1		11/15/11 15:41	10061-01-5	
trans-1,3-Dichloropropene	ND	ug/L	5.0	1		11/15/11 15:41	10061-02-6	
1,4-Dioxane (p-Dioxane)	ND	ug/L	100	1		11/15/11 15:41	123-91-1	N2
Ethylbenzene	ND	ug/L	5.0	1		11/15/11 15:41	100-41-4	
2-Hexanone	ND	ug/L	25.0	1		11/15/11 15:41	591-78-6	
Isopropylbenzene (Cumene)	ND	ug/L	5.0	1		11/15/11 15:41	98-82-8	
Methyl acetate	ND	ug/L	50.0	1		11/15/11 15:41	79-20-9	N2
Methylcyclohexane	ND	ug/L	50.0	1		11/15/11 15:41	108-87-2	N2
Methylene chloride	ND	ug/L	5.0	1		11/15/11 15:41	75-09-2	
4-Methyl-2-pentanone (MIBK)	ND	ug/L	25.0	1		11/15/11 15:41	108-10-1	
Methyl-tert-butyl ether	ND	ug/L	4.0	1		11/15/11 15:41	1634-04-4	
Styrene	ND	ug/L	5.0	1		11/15/11 15:41	100-42-5	
1,1,2,2-Tetrachloroethane	ND	ug/L	5.0	1		11/15/11 15:41	79-34-5	
Tetrachloroethene	ND	ug/L	5.0	1		11/15/11 15:41	127-18-4	
Toluene	ND	ug/L	5.0	1		11/15/11 15:41	108-88-3	
1,2,3-Trichlorobenzene	ND	ug/L	5.0	1		11/15/11 15:41	87-61-6	
1,2,4-Trichlorobenzene	ND	ug/L	5.0	1		11/15/11 15:41	120-82-1	
1,1,1-Trichloroethane	ND	ug/L	5.0	1		11/15/11 15:41	71-55-6	
1,1,2-Trichloroethane	ND	ug/L	5.0	1		11/15/11 15:41	79-00-5	

Date: 11/16/2011 10:38 AM

REPORT OF LABORATORY ANALYSIS

Page 6 of 13

This report shall not be reproduced, except in full,
without the written consent of Pace Analytical Services, Inc..

ANALYTICAL RESULTS

Project: West Vermont Street

Pace Project No.: 5054786

Sample: WVS-VAS03-111411-(40-45') **Lab ID:** 5054786002 Collected: 11/14/11 17:30 Received: 11/15/11 10:20 Matrix: Water

Parameters	Results	Units	Report Limit	DF	Prepared	Analyzed	CAS No.	Qual
8260 MSV		Analytical Method: EPA 8260						
Trichloroethene	ND	ug/L	5.0	1		11/15/11 15:41	79-01-6	
Trichlorofluoromethane	ND	ug/L	5.0	1		11/15/11 15:41	75-69-4	
1,1,2-Trichlorotrifluoroethane	ND	ug/L	5.0	1		11/15/11 15:41	76-13-1	
Vinyl chloride	ND	ug/L	2.0	1		11/15/11 15:41	75-01-4	
m&p-Xylene	ND	ug/L	5.0	1		11/15/11 15:41	179601-23-1	
o-Xylene	ND	ug/L	5.0	1		11/15/11 15:41	95-47-6	
Surrogates								
Dibromofluoromethane (S)	110 %		83-123	1		11/15/11 15:41	1868-53-7	
4-Bromofluorobenzene (S)	102 %		72-125	1		11/15/11 15:41	460-00-4	
Toluene-d8 (S)	95 %		81-114	1		11/15/11 15:41	2037-26-5	

ANALYTICAL RESULTS

Project: West Vermont Street

Sample Project No.: 5054786

Sample: Trip Blank		Lab ID: 5054786003	Collected: 11/14/11 08:00	Received: 11/15/11 10:20	Matrix: Water				
Parameters	Results	Units	Report Limit	DF	Prepared	Analyzed	CAS No.	Qual	
8260 MSV		Analytical Method: EPA 8260							
Acetone	ND ug/L		100	1		11/15/11 16:14	67-64-1		
Benzene	ND ug/L		5.0	1		11/15/11 16:14	71-43-2		
Bromochloromethane	ND ug/L		5.0	1		11/15/11 16:14	74-97-5		
Bromodichloromethane	ND ug/L		5.0	1		11/15/11 16:14	75-27-4		
Bromoform	ND ug/L		5.0	1		11/15/11 16:14	75-25-2		
Bromomethane	ND ug/L		5.0	1		11/15/11 16:14	74-83-9		
2-Butanone (MEK)	ND ug/L		25.0	1		11/15/11 16:14	78-93-3		
Carbon disulfide	ND ug/L		10.0	1		11/15/11 16:14	75-15-0		
Carbon tetrachloride	ND ug/L		5.0	1		11/15/11 16:14	56-23-5		
Chlorobenzene	ND ug/L		5.0	1		11/15/11 16:14	108-90-7		
Chloroethane	ND ug/L		5.0	1		11/15/11 16:14	75-00-3		
Chloroform	ND ug/L		5.0	1		11/15/11 16:14	67-66-3		
Chloromethane	ND ug/L		5.0	1		11/15/11 16:14	74-87-3		
Cyclohexane	ND ug/L		100	1		11/15/11 16:14	110-82-7	N2	
1,2-Dibromo-3-chloropropane	ND ug/L		10.0	1		11/15/11 16:14	96-12-8		
Dibromochloromethane	ND ug/L		5.0	1		11/15/11 16:14	124-48-1		
1,2-Dibromoethane (EDB)	ND ug/L		5.0	1		11/15/11 16:14	106-93-4		
1,2-Dichlorobenzene	ND ug/L		5.0	1		11/15/11 16:14	95-50-1		
1,3-Dichlorobenzene	ND ug/L		5.0	1		11/15/11 16:14	541-73-1		
1,4-Dichlorobenzene	ND ug/L		5.0	1		11/15/11 16:14	106-46-7		
Dichlorodifluoromethane	ND ug/L		5.0	1		11/15/11 16:14	75-71-8		
1,1-Dichloroethane	ND ug/L		5.0	1		11/15/11 16:14	75-34-3		
1,2-Dichloroethane	ND ug/L		5.0	1		11/15/11 16:14	107-06-2		
1,1-Dichloroethene	ND ug/L		5.0	1		11/15/11 16:14	75-35-4		
cis-1,2-Dichloroethene	ND ug/L		5.0	1		11/15/11 16:14	156-59-2		
trans-1,2-Dichloroethene	ND ug/L		5.0	1		11/15/11 16:14	156-60-5		
1,2-Dichloropropane	ND ug/L		5.0	1		11/15/11 16:14	78-87-5		
cis-1,3-Dichloropropene	ND ug/L		5.0	1		11/15/11 16:14	10061-01-5		
trans-1,3-Dichloropropene	ND ug/L		5.0	1		11/15/11 16:14	10061-02-6		
1,4-Dioxane (p-Dioxane)	ND ug/L		100	1		11/15/11 16:14	123-91-1	N2	
Ethylbenzene	ND ug/L		5.0	1		11/15/11 16:14	100-41-4		
2-Hexanone	ND ug/L		25.0	1		11/15/11 16:14	591-78-6		
Isopropylbenzene (Cumene)	ND ug/L		5.0	1		11/15/11 16:14	98-82-8		
Methyl acetate	ND ug/L		50.0	1		11/15/11 16:14	79-20-9	N2	
Methylcyclohexane	ND ug/L		50.0	1		11/15/11 16:14	108-87-2	N2	
Methylene chloride	ND ug/L		5.0	1		11/15/11 16:14	75-09-2		
4-Methyl-2-pentanone (MIBK)	ND ug/L		25.0	1		11/15/11 16:14	108-10-1		
Methyl-tert-butyl ether	ND ug/L		4.0	1		11/15/11 16:14	1634-04-4		
Styrene	ND ug/L		5.0	1		11/15/11 16:14	100-42-5		
1,1,2,2-Tetrachloroethane	ND ug/L		5.0	1		11/15/11 16:14	79-34-5		
Tetrachloroethene	ND ug/L		5.0	1		11/15/11 16:14	127-18-4		
Toluene	ND ug/L		5.0	1		11/15/11 16:14	108-88-3		
1,2,3-Trichlorobenzene	ND ug/L		5.0	1		11/15/11 16:14	87-61-6		
1,2,4-Trichlorobenzene	ND ug/L		5.0	1		11/15/11 16:14	120-82-1		
1,1,1-Trichloroethane	ND ug/L		5.0	1		11/15/11 16:14	71-55-6		
1,1,2-Trichloroethane	ND ug/L		5.0	1		11/15/11 16:14	79-00-5		
Trichloroethene	ND ug/L		5.0	1		11/15/11 16:14	79-01-6		

Date: 11/16/2011 10:38 AM

REPORT OF LABORATORY ANALYSIS

Page 8 of 13

This report shall not be reproduced, except in full,
without the written consent of Pace Analytical Services, Inc..

ANALYTICAL RESULTS

Project: West Vermont Street

Pace Project No.: 5054786

Sample: Trip Blank		Lab ID: 5054786003	Collected: 11/14/11 08:00	Received: 11/15/11 10:20	Matrix: Water			
Parameters	Results	Units	Report Limit	DF	Prepared	Analyzed	CAS No.	Qual
8260 MSV		Analytical Method: EPA 8260						
Trichlorofluoromethane	ND	ug/L	5.0	1		11/15/11 16:14	75-69-4	
1,1,2-Trichlorotrifluoroethane	ND	ug/L	5.0	1		11/15/11 16:14	76-13-1	
Vinyl chloride	ND	ug/L	2.0	1		11/15/11 16:14	75-01-4	
m&p-Xylene	ND	ug/L	5.0	1		11/15/11 16:14	179601-23-1	
o-Xylene	ND	ug/L	5.0	1		11/15/11 16:14	95-47-6	
Surrogates								
Dibromofluoromethane (S)	108 %		83-123	1		11/15/11 16:14	1868-53-7	
4-Bromofluorobenzene (S)	100 %		72-125	1		11/15/11 16:14	460-00-4	
Toluene-d8 (S)	97 %		81-114	1		11/15/11 16:14	2037-26-5	

QUALIFIERS

Project: West Vermont Street

Pace Project No.: 5054786

DEFINITIONS

DF - Dilution Factor, if reported, represents the factor applied to the reported data due to changes in sample preparation, dilution of the sample aliquot, or moisture content.

ND - Not Detected at or above adjusted reporting limit.

J - Estimated concentration above the adjusted method detection limit and below the adjusted reporting limit.

MDL - Adjusted Method Detection Limit.

S - Surrogate

1,2-Diphenylhydrazine (8270 listed analyte) decomposes to Azobenzene.

Consistent with EPA guidelines, unrounded data are displayed and have been used to calculate % recovery and RPD values.

LCS(D) - Laboratory Control Sample (Duplicate)

MS(D) - Matrix Spike (Duplicate)

DUP - Sample Duplicate

RPD - Relative Percent Difference

NC - Not Calculable.

SG - Silica Gel - Clean-Up

U - Indicates the compound was analyzed for, but not detected.

N-Nitrosodiphenylamine decomposes and cannot be separated from Diphenylamine using Method 8270. The result reported for each analyte is a combined concentration.

Pace Analytical is TNI accredited. Contact your Pace PM for the current list of accredited analytes.

ANALYTE QUALIFIERS

N2 The lab does not hold TNI accreditation for this parameter.

**WEST VERMONT HYDROGEOLOGIC INVESTIGATION
SPEEDWAY, INDIANA
DATA VALIDATION REPORT**

Date: November 29, 2011

Laboratory: Pace Analytical Services, Inc. (Pace), Indianapolis, Indiana

Laboratory Project #: 5054852, 5054874, and 5054902

Data Validation Performed By: Lisa Graczyk, Weston Solutions, Inc. (WESTON) Superfund Technical Assessment and Response Team (START)

Weston Analytical Work Order #/TDD #: 20405.016.001.1625.00/S05-0001-1109-031

This data validation report has been prepared by WESTON START under the START III Region V contract. This report documents the data validation for nine water samples plus one trip blank collected for the West Vermont Hydrogeological Investigation Site that were analyzed for the following parameters and U.S. Environmental Protection Agency (U.S. EPA) methods:

- Target Compound List (TCL) Volatile Organic Compounds (VOC) by SW-846 Method 8260

A level II data package was requested from Pace. The data validation was conducted in general accordance with the U.S. EPA "Contract Laboratory Program National Functional Guidance for Superfund Organic Methods Data Review" dated June 2008. The Attachment contains the results summary sheets with the hand-written qualifiers applied during data validation.

TCL VOCs BY SW-846 METHOD 8260

1. Samples

The following table summarizes the samples for which this data validation is being conducted.

Samples	Lab ID	Matrix	Date Collected	Date Analyzed
WVS-VAS04-111611-FB	5054852001	Water	11/16/2011	11/16/2011
WVS-VAS04-111611-DW	5054852002	Water	11/16/2011	11/16/2011
WVS-VAS04-111511-(25-30')	5054852003	Water	11/16/2011	11/16/2011
WVS-VAS04-111611-(39-44')	5054852004	Water	11/16/2011	11/16/2011
TRIP BLANK	5054852005	Water	11/16/2011	11/16/2011
WVS-VAS04-111611-(39-44') DUP	5054852006	Water	11/16/2011	11/16/2011
WVS-VAS05-111611-(20-25')	5054874001	Water	11/16/2011	11/16/2011
WVS-VAS05-111611-(32.5-37.5')	5054874002	Water	11/16/2011	11/16/2011
WVS-VAS05-111611-(45-50')	5054874003	Water	11/16/2011	11/16/2011
WVS-VAS05-111711-(63-68')	5054902001	Water	11/17/2011	11/17/2011

2. Holding Times

The samples were analyzed within the required holding time limit of 14 days from sample collection.

3. Blanks

Method blanks were analyzed with the VOC analyses and were free of target compound contamination above the reporting limit.

The trip blank did not contain target compound contamination above the reporting limit.

4. Surrogate Results

The surrogate recovery results were within the laboratory-established quality control (QC) limits.

5. Laboratory Control Sample (LCS) Results

The LCS recoveries were within laboratory QC limits except for as follows. Methylcyclohexane was detected high, above the QC limit in the LCS. Because this compound was not detected in the samples no qualification is required.

6. Matrix Spike (MS) and Matrix Spike Duplicate (MSD) Results

A site-specific MS and MSD were not analyzed with the samples. No qualifications are required.

7. Field Duplicate Results

Sample WVS-VAS04-111611-(39-44') DUP is a field duplicate of sample WVS-VAS04-111611-(39-44'). Both samples (field duplicate and parent sample) were non-detect for VOCs indicating good correlation between the two samples.

8. Overall Assessment

The VOC data are acceptable for use based on the information received.

Data Validation Report
West Vermont Hydrogeological Investigation
Pace Analytical Services, Inc.
Laboratory Project #: 5054852, 5054874, and 5054902

ATTACHMENT

**PACE ANALYTICAL SERVICES, INC.
RESULTS SUMMARY**

ANALYTICAL RESULTS

Project: West Vermont Street

Pace Project No.: 5054852

Sample: WVS-VAS04-111611-FB	Lab ID: 5054852001	Collected: 11/16/11 08:40	Received: 11/16/11 11:35	Matrix: Water				
Parameters	Results	Units	Report Limit	DF	Prepared	Analyzed	CAS No.	Qual
8260 MSV		Analytical Method: EPA 8260						
Acetone	ND ug/L		100	1		11/16/11 15:59	67-64-1	
Benzene	ND ug/L		5.0	1		11/16/11 15:59	71-43-2	
Bromochloromethane	ND ug/L		5.0	1		11/16/11 15:59	74-97-5	
Bromodichloromethane	ND ug/L		5.0	1		11/16/11 15:59	75-27-4	
Bromoform	ND ug/L		5.0	1		11/16/11 15:59	75-25-2	
Bromomethane	ND ug/L		5.0	1		11/16/11 15:59	74-83-9	
2-Butanone (MEK)	ND ug/L		25.0	1		11/16/11 15:59	78-93-3	
Carbon disulfide	ND ug/L		10.0	1		11/16/11 15:59	75-15-0	
Carbon tetrachloride	ND ug/L		5.0	1		11/16/11 15:59	56-23-5	
Chlorobenzene	ND ug/L		5.0	1		11/16/11 15:59	108-90-7	
Chloroethane	ND ug/L		5.0	1		11/16/11 15:59	75-00-3	
Chloroform	ND ug/L		5.0	1		11/16/11 15:59	67-66-3	
Chloromethane	ND ug/L		5.0	1		11/16/11 15:59	74-87-3	
Cyclohexane	ND ug/L		100	1		11/16/11 15:59	110-82-7	N2
1,2-Dibromo-3-chloropropane	ND ug/L		10.0	1		11/16/11 15:59	96-12-8	
Dibromochloromethane	ND ug/L		5.0	1		11/16/11 15:59	124-48-1	
1,2-Dibromoethane (EDB)	ND ug/L		5.0	1		11/16/11 15:59	106-93-4	
1,2-Dichlorobenzene	ND ug/L		5.0	1		11/16/11 15:59	95-50-1	
1,3-Dichlorobenzene	ND ug/L		5.0	1		11/16/11 15:59	541-73-1	
1,4-Dichlorobenzene	ND ug/L		5.0	1		11/16/11 15:59	106-46-7	
Dichlorodifluoromethane	ND ug/L		5.0	1		11/16/11 15:59	75-71-8	
1,1-Dichloroethane	ND ug/L		5.0	1		11/16/11 15:59	75-34-3	
1,2-Dichloroethane	ND ug/L		5.0	1		11/16/11 15:59	107-06-2	
1,1-Dichloroethene	ND ug/L		5.0	1		11/16/11 15:59	75-35-4	
cis-1,2-Dichloroethene	ND ug/L		5.0	1		11/16/11 15:59	156-59-2	
trans-1,2-Dichloroethene	ND ug/L		5.0	1		11/16/11 15:59	156-60-5	
1,2-Dichloropropane	ND ug/L		5.0	1		11/16/11 15:59	78-87-5	
cis-1,3-Dichloropropene	ND ug/L		5.0	1		11/16/11 15:59	10061-01-5	
trans-1,3-Dichloropropene	ND ug/L		5.0	1		11/16/11 15:59	10061-02-6	
1,4-Dioxane (p-Dioxane)	ND ug/L		100	1		11/16/11 15:59	123-91-1	N2
Ethylbenzene	ND ug/L		5.0	1		11/16/11 15:59	100-41-4	
2-Hexanone	ND ug/L		25.0	1		11/16/11 15:59	591-78-6	
Isopropylbenzene (Cumene)	ND ug/L		5.0	1		11/16/11 15:59	98-82-8	
Methyl acetate	ND ug/L		50.0	1		11/16/11 15:59	79-20-9	N2
Methylcyclohexane	ND ug/L		50.0	1		11/16/11 15:59	108-87-2	N2
Methylene chloride	ND ug/L		5.0	1		11/16/11 15:59	75-09-2	
4-Methyl-2-pentanone (MIBK)	ND ug/L		25.0	1		11/16/11 15:59	108-10-1	
Methyl-tert-butyl ether	ND ug/L		4.0	1		11/16/11 15:59	1634-04-4	
Styrene	ND ug/L		5.0	1		11/16/11 15:59	100-42-5	
1,1,2,2-Tetrachloroethane	ND ug/L		5.0	1		11/16/11 15:59	79-34-5	
Tetrachloroethene	ND ug/L		5.0	1		11/16/11 15:59	127-18-4	
Toluene	ND ug/L		5.0	1		11/16/11 15:59	108-88-3	
1,2,3-Trichlorobenzene	ND ug/L		5.0	1		11/16/11 15:59	87-61-6	
1,2,4-Trichlorobenzene	ND ug/L		5.0	1		11/16/11 15:59	120-82-1	
1,1,1-Trichloroethane	ND ug/L		5.0	1		11/16/11 15:59	71-55-6	
1,1,2-Trichloroethane	ND ug/L		5.0	1		11/16/11 15:59	79-00-5	
Trichloroethene	ND ug/L		5.0	1		11/16/11 15:59	79-01-6	

Date: 11/17/2011 10:39 AM

REPORT OF LABORATORY ANALYSIS

Page 4 of 19

This report shall not be reproduced, except in full,
without the written consent of Pace Analytical Services, Inc..

ANALYTICAL RESULTS

Project: West Vermont Street

Pace Project No.: 5054852

Sample: WVS-VAS04-111611-FB		Lab ID: 5054852001	Collected: 11/16/11 08:40	Received: 11/16/11 11:35	Matrix: Water			
Parameters	Results	Units	Report Limit	DF	Prepared	Analyzed	CAS No.	Qual
8260 MSV		Analytical Method: EPA 8260						
Trichlorofluoromethane	ND	ug/L	5.0	1		11/16/11 15:59	75-69-4	
1,1,2-Trichlorotrifluoroethane	ND	ug/L	5.0	1		11/16/11 15:59	76-13-1	
Vinyl chloride	ND	ug/L	2.0	1		11/16/11 15:59	75-01-4	
m&p-Xylene	ND	ug/L	5.0	1		11/16/11 15:59	179601-23-1	
o-Xylene	ND	ug/L	5.0	1		11/16/11 15:59	95-47-6	
Surrogates								
Dibromofluoromethane (S)	113 %		83-123	1		11/16/11 15:59	1868-53-7	
4-Bromofluorobenzene (S)	98 %		72-125	1		11/16/11 15:59	460-00-4	
Toluene-d8 (S)	97 %		81-114	1		11/16/11 15:59	2037-26-5	

ANALYTICAL RESULTS

Project: West Vermont Street

Pace Project No.: 5054852

Sample: WVS-VAS04-111611-DW	Lab ID: 5054852002	Collected: 11/16/11 08:50	Received: 11/16/11 11:35	Matrix: Water				
Parameters	Results	Units	Report Limit	DF	Prepared	Analyzed	CAS No.	Qual
8260 MSV		Analytical Method: EPA 8260						
Acetone	ND	ug/L	100	1		11/16/11 16:33	67-64-1	
Benzene	ND	ug/L	5.0	1		11/16/11 16:33	71-43-2	
Bromochloromethane	ND	ug/L	5.0	1		11/16/11 16:33	74-97-5	
Bromodichloromethane	9.9	ug/L	5.0	1		11/16/11 16:33	75-27-4	
Bromoform	ND	ug/L	5.0	1		11/16/11 16:33	75-25-2	
Bromomethane	ND	ug/L	5.0	1		11/16/11 16:33	74-83-9	
2-Butanone (MEK)	ND	ug/L	25.0	1		11/16/11 16:33	78-93-3	
Carbon disulfide	ND	ug/L	10.0	1		11/16/11 16:33	75-15-0	
Carbon tetrachloride	ND	ug/L	5.0	1		11/16/11 16:33	56-23-5	
Chlorobenzene	ND	ug/L	5.0	1		11/16/11 16:33	108-90-7	
Chloroethane	ND	ug/L	5.0	1		11/16/11 16:33	75-00-3	
Chloroform	26.4	ug/L	5.0	1		11/16/11 16:33	67-66-3	
Chloromethane	ND	ug/L	5.0	1		11/16/11 16:33	74-87-3	
Cyclohexane	ND	ug/L	100	1		11/16/11 16:33	110-82-7	N2
1,2-Dibromo-3-chloropropane	ND	ug/L	10.0	1		11/16/11 16:33	96-12-8	
Dibromochloromethane	ND	ug/L	5.0	1		11/16/11 16:33	124-48-1	
1,2-Dibromoethane (EDB)	ND	ug/L	5.0	1		11/16/11 16:33	106-93-4	
1,2-Dichlorobenzene	ND	ug/L	5.0	1		11/16/11 16:33	95-50-1	
1,3-Dichlorobenzene	ND	ug/L	5.0	1		11/16/11 16:33	541-73-1	
1,4-Dichlorobenzene	ND	ug/L	5.0	1		11/16/11 16:33	106-46-7	
Dichlorodifluoromethane	ND	ug/L	5.0	1		11/16/11 16:33	75-71-8	
1,1-Dichloroethane	ND	ug/L	5.0	1		11/16/11 16:33	75-34-3	
1,2-Dichloroethane	ND	ug/L	5.0	1		11/16/11 16:33	107-06-2	
1,1-Dichloroethene	ND	ug/L	5.0	1		11/16/11 16:33	75-35-4	
cis-1,2-Dichloroethene	ND	ug/L	5.0	1		11/16/11 16:33	156-59-2	
trans-1,2-Dichloroethene	ND	ug/L	5.0	1		11/16/11 16:33	156-60-5	
1,2-Dichloropropane	ND	ug/L	5.0	1		11/16/11 16:33	78-87-5	
cis-1,3-Dichloropropene	ND	ug/L	5.0	1		11/16/11 16:33	10061-01-5	
trans-1,3-Dichloropropene	ND	ug/L	5.0	1		11/16/11 16:33	10061-02-6	
1,4-Dioxane (p-Dioxane)	ND	ug/L	100	1		11/16/11 16:33	123-91-1	N2
Ethylbenzene	ND	ug/L	5.0	1		11/16/11 16:33	100-41-4	
2-Hexanone	ND	ug/L	25.0	1		11/16/11 16:33	591-78-6	
Isopropylbenzene (Cumene)	ND	ug/L	5.0	1		11/16/11 16:33	98-82-8	
Methyl acetate	ND	ug/L	50.0	1		11/16/11 16:33	79-20-9	N2
Methylcyclohexane	ND	ug/L	50.0	1		11/16/11 16:33	108-87-2	N2
Methylene chloride	ND	ug/L	5.0	1		11/16/11 16:33	75-09-2	
4-Methyl-2-pentanone (MIBK)	ND	ug/L	25.0	1		11/16/11 16:33	108-10-1	
Methyl-tert-butyl ether	ND	ug/L	4.0	1		11/16/11 16:33	1634-04-4	
Styrene	ND	ug/L	5.0	1		11/16/11 16:33	100-42-5	
1,1,2,2-Tetrachloroethane	ND	ug/L	5.0	1		11/16/11 16:33	79-34-5	
Tetrachloroethene	ND	ug/L	5.0	1		11/16/11 16:33	127-18-4	
Toluene	ND	ug/L	5.0	1		11/16/11 16:33	108-88-3	
1,2,3-Trichlorobenzene	ND	ug/L	5.0	1		11/16/11 16:33	87-61-6	
1,2,4-Trichlorobenzene	ND	ug/L	5.0	1		11/16/11 16:33	120-82-1	
1,1,1-Trichloroethane	ND	ug/L	5.0	1		11/16/11 16:33	71-55-6	
1,1,2-Trichloroethane	ND	ug/L	5.0	1		11/16/11 16:33	79-00-5	
Trichloroethene	ND	ug/L	5.0	1		11/16/11 16:33	79-01-6	

Date: 11/17/2011 10:39 AM

REPORT OF LABORATORY ANALYSIS

Page 6 of 19

This report shall not be reproduced, except in full,
without the written consent of Pace Analytical Services, Inc..

ANALYTICAL RESULTS

Project: West Vermont Street

Pace Project No.: 5054852

Sample: WVS-VAS04-111611-DW		Lab ID: 5054852002		Collected: 11/16/11 08:50	Received: 11/16/11 11:35	Matrix: Water		
Parameters	Results	Units	Report Limit	DF	Prepared	Analyzed	CAS No.	Qual
8260 MSV		Analytical Method: EPA 8260						
Trichlorofluoromethane	ND ug/L		5.0	1		11/16/11 16:33	75-69-4	
1,1,2-Trichlorotrifluoroethane	ND ug/L		5.0	1		11/16/11 16:33	76-13-1	
Vinyl chloride	ND ug/L		2.0	1		11/16/11 16:33	75-01-4	
m&p-Xylene	ND ug/L		5.0	1		11/16/11 16:33	179601-23-1	
o-Xylene	ND ug/L		5.0	1		11/16/11 16:33	95-47-6	
Surrogates								
Dibromofluoromethane (S)	117 %		83-123	1		11/16/11 16:33	1868-53-7	
4-Bromofluorobenzene (S)	104 %		72-125	1		11/16/11 16:33	460-00-4	
Toluene-d8 (S)	94 %		81-114	1		11/16/11 16:33	2037-26-5	

ANALYTICAL RESULTS

Project: West Vermont Street

Pace Project No.: 5054852

Sample: WVS-VAS04-111511-(25-30') **Lab ID:** 5054852003 Collected: 11/15/11 16:35 Received: 11/16/11 11:35 Matrix: Water

Parameters	Results	Units	Report Limit	DF	Prepared	Analyzed	CAS No.	Qual
8260 MSV		Analytical Method: EPA 8260						
Acetone	ND	ug/L	100	1		11/16/11 17:06	67-64-1	
Benzene	ND	ug/L	5.0	1		11/16/11 17:06	71-43-2	
Bromochloromethane	ND	ug/L	5.0	1		11/16/11 17:06	74-97-5	
Bromodichloromethane	ND	ug/L	5.0	1		11/16/11 17:06	75-27-4	
Bromoform	ND	ug/L	5.0	1		11/16/11 17:06	75-25-2	
Bromomethane	ND	ug/L	5.0	1		11/16/11 17:06	74-83-9	
2-Butanone (MEK)	ND	ug/L	25.0	1		11/16/11 17:06	78-93-3	
Carbon disulfide	ND	ug/L	10.0	1		11/16/11 17:06	75-15-0	
Carbon tetrachloride	ND	ug/L	5.0	1		11/16/11 17:06	56-23-5	
Chlorobenzene	ND	ug/L	5.0	1		11/16/11 17:06	108-90-7	
Chloroethane	ND	ug/L	5.0	1		11/16/11 17:06	75-00-3	
Chloroform	ND	ug/L	5.0	1		11/16/11 17:06	67-66-3	
Chloromethane	ND	ug/L	5.0	1		11/16/11 17:06	74-87-3	
Cyclohexane	ND	ug/L	100	1		11/16/11 17:06	110-82-7	N2
1,2-Dibromo-3-chloropropane	ND	ug/L	10.0	1		11/16/11 17:06	96-12-8	
Dibromochloromethane	ND	ug/L	5.0	1		11/16/11 17:06	124-48-1	
1,2-Dibromoethane (EDB)	ND	ug/L	5.0	1		11/16/11 17:06	106-93-4	
1,2-Dichlorobenzene	ND	ug/L	5.0	1		11/16/11 17:06	95-50-1	
1,3-Dichlorobenzene	ND	ug/L	5.0	1		11/16/11 17:06	541-73-1	
1,4-Dichlorobenzene	ND	ug/L	5.0	1		11/16/11 17:06	106-46-7	
Dichlorodifluoromethane	ND	ug/L	5.0	1		11/16/11 17:06	75-71-8	
1,1-Dichloroethane	ND	ug/L	5.0	1		11/16/11 17:06	75-34-3	
1,2-Dichloroethane	ND	ug/L	5.0	1		11/16/11 17:06	107-06-2	
1,1-Dichloroethene	ND	ug/L	5.0	1		11/16/11 17:06	75-35-4	
cis-1,2-Dichloroethene	ND	ug/L	5.0	1		11/16/11 17:06	156-59-2	
trans-1,2-Dichloroethene	ND	ug/L	5.0	1		11/16/11 17:06	156-60-5	
1,2-Dichloropropane	ND	ug/L	5.0	1		11/16/11 17:06	78-87-5	
cis-1,3-Dichloropropene	ND	ug/L	5.0	1		11/16/11 17:06	10061-01-5	
trans-1,3-Dichloropropene	ND	ug/L	5.0	1		11/16/11 17:06	10061-02-6	
1,4-Dioxane (p-Dioxane)	ND	ug/L	100	1		11/16/11 17:06	123-91-1	N2
Ethylbenzene	ND	ug/L	5.0	1		11/16/11 17:06	100-41-4	
2-Hexanone	ND	ug/L	25.0	1		11/16/11 17:06	591-78-6	
Isopropylbenzene (Cumene)	ND	ug/L	5.0	1		11/16/11 17:06	98-82-8	
Methyl acetate	ND	ug/L	50.0	1		11/16/11 17:06	79-20-9	N2
Methylcyclohexane	ND	ug/L	50.0	1		11/16/11 17:06	108-87-2	N2
Methylene chloride	ND	ug/L	5.0	1		11/16/11 17:06	75-09-2	
4-Methyl-2-pentanone (MIBK)	ND	ug/L	25.0	1		11/16/11 17:06	108-10-1	
Methyl-tert-butyl ether	ND	ug/L	4.0	1		11/16/11 17:06	1634-04-4	
Styrene	ND	ug/L	5.0	1		11/16/11 17:06	100-42-5	
1,1,2,2-Tetrachloroethane	ND	ug/L	5.0	1		11/16/11 17:06	79-34-5	
Tetrachloroethene	ND	ug/L	5.0	1		11/16/11 17:06	127-18-4	
Toluene	ND	ug/L	5.0	1		11/16/11 17:06	108-88-3	
1,2,3-Trichlorobenzene	ND	ug/L	5.0	1		11/16/11 17:06	87-61-6	
1,2,4-Trichlorobenzene	ND	ug/L	5.0	1		11/16/11 17:06	120-82-1	
1,1,1-Trichloroethane	ND	ug/L	5.0	1		11/16/11 17:06	71-55-6	
1,1,2-Trichloroethane	ND	ug/L	5.0	1		11/16/11 17:06	79-00-5	

Date: 11/17/2011 10:39 AM

REPORT OF LABORATORY ANALYSIS

Page 8 of 19

This report shall not be reproduced, except in full,
without the written consent of Pace Analytical Services, Inc..

ANALYTICAL RESULTS

Project: West Vermont Street

Pace Project No.: 5054852

Sample: WVS-VAS04-111511-(25-30') **Lab ID:** 5054852003 Collected: 11/15/11 16:35 Received: 11/16/11 11:35 Matrix: Water

Parameters	Results	Units	Report Limit	DF	Prepared	Analyzed	CAS No.	Qual
8260 MSV		Analytical Method: EPA 8260						
Trichloroethene	ND	ug/L	5.0	1		11/16/11 17:06	79-01-6	
Trichlorofluoromethane	ND	ug/L	5.0	1		11/16/11 17:06	75-69-4	
1,1,2-Trichlorotrifluoroethane	ND	ug/L	5.0	1		11/16/11 17:06	76-13-1	
Vinyl chloride	ND	ug/L	2.0	1		11/16/11 17:06	75-01-4	
m&p-Xylene	ND	ug/L	5.0	1		11/16/11 17:06	179601-23-1	
o-Xylene	ND	ug/L	5.0	1		11/16/11 17:06	95-47-6	
Surrogates								
Dibromofluoromethane (S)	115 %		83-123	1		11/16/11 17:06	1868-53-7	
4-Bromofluorobenzene (S)	106 %		72-125	1		11/16/11 17:06	460-00-4	
Toluene-d8 (S)	101 %		81-114	1		11/16/11 17:06	2037-26-5	

ANALYTICAL RESULTS

Project: West Vermont Street

Pace Project No.: 5054852

Sample: WVS-VAS04-111611-(39-44') **Lab ID:** 5054852004 **Collected:** 11/16/11 08:30 **Received:** 11/16/11 11:35 **Matrix:** Water

Parameters	Results	Units	Report Limit	DF	Prepared	Analyzed	CAS No.	Qual
8260 MSV		Analytical Method: EPA 8260						
Acetone	ND	ug/L	100	1		11/16/11 17:40	67-64-1	
Benzene	ND	ug/L	5.0	1		11/16/11 17:40	71-43-2	
Bromochloromethane	ND	ug/L	5.0	1		11/16/11 17:40	74-97-5	
Bromodichloromethane	ND	ug/L	5.0	1		11/16/11 17:40	75-27-4	
Bromoform	ND	ug/L	5.0	1		11/16/11 17:40	75-25-2	
Bromomethane	ND	ug/L	5.0	1		11/16/11 17:40	74-83-9	
2-Butanone (MEK)	ND	ug/L	25.0	1		11/16/11 17:40	78-93-3	
Carbon disulfide	ND	ug/L	10.0	1		11/16/11 17:40	75-15-0	
Carbon tetrachloride	ND	ug/L	5.0	1		11/16/11 17:40	56-23-5	
Chlorobenzene	ND	ug/L	5.0	1		11/16/11 17:40	108-90-7	
Chloroethane	ND	ug/L	5.0	1		11/16/11 17:40	75-00-3	
Chloroform	ND	ug/L	5.0	1		11/16/11 17:40	67-66-3	
Chloromethane	ND	ug/L	5.0	1		11/16/11 17:40	74-87-3	
Cyclohexane	ND	ug/L	100	1		11/16/11 17:40	110-82-7	N2
1,2-Dibromo-3-chloropropane	ND	ug/L	10.0	1		11/16/11 17:40	96-12-8	
Dibromochloromethane	ND	ug/L	5.0	1		11/16/11 17:40	124-48-1	
1,2-Dibromoethane (EDB)	ND	ug/L	5.0	1		11/16/11 17:40	106-93-4	
1,2-Dichlorobenzene	ND	ug/L	5.0	1		11/16/11 17:40	95-50-1	
1,3-Dichlorobenzene	ND	ug/L	5.0	1		11/16/11 17:40	541-73-1	
1,4-Dichlorobenzene	ND	ug/L	5.0	1		11/16/11 17:40	106-46-7	
Dichlorodifluoromethane	ND	ug/L	5.0	1		11/16/11 17:40	75-71-8	
1,1-Dichloroethane	ND	ug/L	5.0	1		11/16/11 17:40	75-34-3	
1,2-Dichloroethane	ND	ug/L	5.0	1		11/16/11 17:40	107-06-2	
1,1-Dichloroethene	ND	ug/L	5.0	1		11/16/11 17:40	75-35-4	
cis-1,2-Dichloroethene	ND	ug/L	5.0	1		11/16/11 17:40	156-59-2	
trans-1,2-Dichloroethene	ND	ug/L	5.0	1		11/16/11 17:40	156-60-5	
1,2-Dichloropropane	ND	ug/L	5.0	1		11/16/11 17:40	78-87-5	
cis-1,3-Dichloropropene	ND	ug/L	5.0	1		11/16/11 17:40	10061-01-5	
trans-1,3-Dichloropropene	ND	ug/L	5.0	1		11/16/11 17:40	10061-02-6	
1,4-Dioxane (p-Dioxane)	ND	ug/L	100	1		11/16/11 17:40	123-91-1	N2
Ethylbenzene	ND	ug/L	5.0	1		11/16/11 17:40	100-41-4	
2-Hexanone	ND	ug/L	25.0	1		11/16/11 17:40	591-78-6	
Isopropylbenzene (Cumene)	ND	ug/L	5.0	1		11/16/11 17:40	98-82-8	
Methyl acetate	ND	ug/L	50.0	1		11/16/11 17:40	79-20-9	N2
Methylcyclohexane	ND	ug/L	50.0	1		11/16/11 17:40	108-87-2	N2
Methylene chloride	ND	ug/L	5.0	1		11/16/11 17:40	75-09-2	
4-Methyl-2-pentanone (MIBK)	ND	ug/L	25.0	1		11/16/11 17:40	108-10-1	
Methyl-tert-butyl ether	ND	ug/L	4.0	1		11/16/11 17:40	1634-04-4	
Styrene	ND	ug/L	5.0	1		11/16/11 17:40	100-42-5	
1,1,2,2-Tetrachloroethane	ND	ug/L	5.0	1		11/16/11 17:40	79-34-5	
Tetrachloroethene	ND	ug/L	5.0	1		11/16/11 17:40	127-18-4	
Toluene	ND	ug/L	5.0	1		11/16/11 17:40	108-88-3	
1,2,3-Trichlorobenzene	ND	ug/L	5.0	1		11/16/11 17:40	87-61-6	
1,2,4-Trichlorobenzene	ND	ug/L	5.0	1		11/16/11 17:40	120-82-1	
1,1,1-Trichloroethane	ND	ug/L	5.0	1		11/16/11 17:40	71-55-6	
1,1,2-Trichloroethane	ND	ug/L	5.0	1		11/16/11 17:40	79-00-5	

ANALYTICAL RESULTS

Project: West Vermont Street

Pace Project No.: 5054852

Sample: WVS-VAS04-111611-(39-44') **Lab ID:** 5054852004 Collected: 11/16/11 08:30 Received: 11/16/11 11:35 Matrix: Water

Parameters	Results	Units	Report Limit	DF	Prepared	Analyzed	CAS No.	Qual
8260 MSV		Analytical Method: EPA 8260						
Trichloroethene	ND	ug/L	5.0	1		11/16/11 17:40	79-01-6	
Trichlorofluoromethane	ND	ug/L	5.0	1		11/16/11 17:40	75-69-4	
1,1,2-Trichlorotrifluoroethane	ND	ug/L	5.0	1		11/16/11 17:40	76-13-1	
Vinyl chloride	ND	ug/L	2.0	1		11/16/11 17:40	75-01-4	
m&p-Xylene	ND	ug/L	5.0	1		11/16/11 17:40	179601-23-1	
o-Xylene	ND	ug/L	5.0	1		11/16/11 17:40	95-47-6	
Surrogates								
Dibromofluoromethane (S)	116	%	83-123	1		11/16/11 17:40	1868-53-7	
4-Bromofluorobenzene (S)	103	%	72-125	1		11/16/11 17:40	460-00-4	
Toluene-d8 (S)	101	%	81-114	1		11/16/11 17:40	2037-26-5	

ANALYTICAL RESULTS

Project: West Vermont Street

Pace Project No.: 5054852

Sample: TRIP BLANK	Lab ID: 5054852005	Collected: 11/15/11 08:00	Received: 11/16/11 11:35	Matrix: Water				
Parameters	Results	Units	Report Limit	DF	Prepared	Analyzed	CAS No.	Qual
8260 MSV		Analytical Method: EPA 8260						
Acetone	ND ug/L		100	1		11/16/11 18:13	67-64-1	
Benzene	ND ug/L		5.0	1		11/16/11 18:13	71-43-2	
Bromochloromethane	ND ug/L		5.0	1		11/16/11 18:13	74-97-5	
Bromodichloromethane	ND ug/L		5.0	1		11/16/11 18:13	75-27-4	
Bromoform	ND ug/L		5.0	1		11/16/11 18:13	75-25-2	
Bromomethane	ND ug/L		5.0	1		11/16/11 18:13	74-83-9	
2-Butanone (MEK)	ND ug/L		25.0	1		11/16/11 18:13	78-93-3	
Carbon disulfide	ND ug/L		10.0	1		11/16/11 18:13	75-15-0	
Carbon tetrachloride	ND ug/L		5.0	1		11/16/11 18:13	56-23-5	
Chlorobenzene	ND ug/L		5.0	1		11/16/11 18:13	108-90-7	
Chloroethane	ND ug/L		5.0	1		11/16/11 18:13	75-00-3	
Chloroform	ND ug/L		5.0	1		11/16/11 18:13	67-66-3	
Chloromethane	ND ug/L		5.0	1		11/16/11 18:13	74-87-3	
Cyclohexane	ND ug/L		100	1		11/16/11 18:13	110-82-7	N2
1,2-Dibromo-3-chloropropane	ND ug/L		10.0	1		11/16/11 18:13	96-12-8	
Dibromochloromethane	ND ug/L		5.0	1		11/16/11 18:13	124-48-1	
1,2-Dibromoethane (EDB)	ND ug/L		5.0	1		11/16/11 18:13	106-93-4	
1,2-Dichlorobenzene	ND ug/L		5.0	1		11/16/11 18:13	95-50-1	
1,3-Dichlorobenzene	ND ug/L		5.0	1		11/16/11 18:13	541-73-1	
1,4-Dichlorobenzene	ND ug/L		5.0	1		11/16/11 18:13	106-46-7	
Dichlorodifluoromethane	ND ug/L		5.0	1		11/16/11 18:13	75-71-8	
1,1-Dichloroethane	ND ug/L		5.0	1		11/16/11 18:13	75-34-3	
1,2-Dichloroethane	ND ug/L		5.0	1		11/16/11 18:13	107-06-2	
1,1-Dichloroethene	ND ug/L		5.0	1		11/16/11 18:13	75-35-4	
cis-1,2-Dichloroethene	ND ug/L		5.0	1		11/16/11 18:13	156-59-2	
trans-1,2-Dichloroethene	ND ug/L		5.0	1		11/16/11 18:13	156-60-5	
1,2-Dichloropropane	ND ug/L		5.0	1		11/16/11 18:13	78-87-5	
cis-1,3-Dichloropropene	ND ug/L		5.0	1		11/16/11 18:13	10061-01-5	
trans-1,3-Dichloropropene	ND ug/L		5.0	1		11/16/11 18:13	10061-02-6	
1,4-Dioxane (p-Dioxane)	ND ug/L		100	1		11/16/11 18:13	123-91-1	N2
Ethylbenzene	ND ug/L		5.0	1		11/16/11 18:13	100-41-4	
2-Hexanone	ND ug/L		25.0	1		11/16/11 18:13	591-78-6	
Isopropylbenzene (Cumene)	ND ug/L		5.0	1		11/16/11 18:13	98-82-8	
Methyl acetate	ND ug/L		50.0	1		11/16/11 18:13	79-20-9	N2
Methylcyclohexane	ND ug/L		50.0	1		11/16/11 18:13	108-87-2	N2
Methylene chloride	ND ug/L		5.0	1		11/16/11 18:13	75-09-2	
4-Methyl-2-pentanone (MIBK)	ND ug/L		25.0	1		11/16/11 18:13	108-10-1	
Methyl-tert-butyl ether	ND ug/L		4.0	1		11/16/11 18:13	1634-04-4	
Styrene	ND ug/L		5.0	1		11/16/11 18:13	100-42-5	
1,1,2,2-Tetrachloroethane	ND ug/L		5.0	1		11/16/11 18:13	79-34-5	
Tetrachloroethene	ND ug/L		5.0	1		11/16/11 18:13	127-18-4	
Toluene	ND ug/L		5.0	1		11/16/11 18:13	108-88-3	
1,2,3-Trichlorobenzene	ND ug/L		5.0	1		11/16/11 18:13	87-61-6	
1,2,4-Trichlorobenzene	ND ug/L		5.0	1		11/16/11 18:13	120-82-1	
1,1,1-Trichloroethane	ND ug/L		5.0	1		11/16/11 18:13	71-55-6	
1,1,2-Trichloroethane	ND ug/L		5.0	1		11/16/11 18:13	79-00-5	
Trichloroethene	ND ug/L		5.0	1		11/16/11 18:13	79-01-6	

Date: 11/17/2011 10:39 AM

REPORT OF LABORATORY ANALYSIS

Page 12 of 19

This report shall not be reproduced, except in full,
without the written consent of Pace Analytical Services, Inc..

ANALYTICAL RESULTS

Project: West Vermont Street

Pace Project No.: 5054852

Sample: TRIP BLANK		Lab ID: 5054852005	Collected: 11/15/11 08:00	Received: 11/16/11 11:35	Matrix: Water			
Parameters	Results	Units	Report Limit	DF	Prepared	Analyzed	CAS No.	Qual
8260 MSV		Analytical Method: EPA 8260						
Trichlorofluoromethane	ND	ug/L	5.0	1		11/16/11 18:13	75-69-4	
1,1,2-Trichlorotrifluoroethane	ND	ug/L	5.0	1		11/16/11 18:13	76-13-1	
Vinyl chloride	ND	ug/L	2.0	1		11/16/11 18:13	75-01-4	
m&p-Xylene	ND	ug/L	5.0	1		11/16/11 18:13	179601-23-1	
o-Xylene	ND	ug/L	5.0	1		11/16/11 18:13	95-47-6	
Surrogates								
Dibromofluoromethane (S)	116 %		83-123	1		11/16/11 18:13	1868-53-7	
4-Bromofluorobenzene (S)	104 %		72-125	1		11/16/11 18:13	460-00-4	
Toluene-d8 (S)	100 %		81-114	1		11/16/11 18:13	2037-26-5	

ANALYTICAL RESULTS

Project: West Vermont Street

Pace Project No.: 5054852

Sample: WVS-VAS04-111611-(39-44') DUPQ **Lab ID:** 5054852006 Collected: 11/16/11 08:30 Received: 11/16/11 11:35 Matrix: Water

Parameters	Results	Units	Report Limit	DF	Prepared	Analyzed	CAS No.	Qual
8260 MSV		Analytical Method: EPA 8260						
Acetone	ND	ug/L	100	1		11/16/11 18:47	67-64-1	
Benzene	ND	ug/L	5.0	1		11/16/11 18:47	71-43-2	
Bromochloromethane	ND	ug/L	5.0	1		11/16/11 18:47	74-97-5	
Bromodichloromethane	ND	ug/L	5.0	1		11/16/11 18:47	75-27-4	
Bromoform	ND	ug/L	5.0	1		11/16/11 18:47	75-25-2	
Bromomethane	ND	ug/L	5.0	1		11/16/11 18:47	74-83-9	
2-Butanone (MEK)	ND	ug/L	25.0	1		11/16/11 18:47	78-93-3	
Carbon disulfide	ND	ug/L	10.0	1		11/16/11 18:47	75-15-0	
Carbon tetrachloride	ND	ug/L	5.0	1		11/16/11 18:47	56-23-5	
Chlorobenzene	ND	ug/L	5.0	1		11/16/11 18:47	108-90-7	
Chloroethane	ND	ug/L	5.0	1		11/16/11 18:47	75-00-3	
Chloroform	ND	ug/L	5.0	1		11/16/11 18:47	67-66-3	
Chloromethane	ND	ug/L	5.0	1		11/16/11 18:47	74-87-3	
Cyclohexane	ND	ug/L	100	1		11/16/11 18:47	110-82-7	N2
1,2-Dibromo-3-chloropropane	ND	ug/L	10.0	1		11/16/11 18:47	96-12-8	
Dibromochloromethane	ND	ug/L	5.0	1		11/16/11 18:47	124-48-1	
1,2-Dibromoethane (EDB)	ND	ug/L	5.0	1		11/16/11 18:47	106-93-4	
1,2-Dichlorobenzene	ND	ug/L	5.0	1		11/16/11 18:47	95-50-1	
1,3-Dichlorobenzene	ND	ug/L	5.0	1		11/16/11 18:47	541-73-1	
1,4-Dichlorobenzene	ND	ug/L	5.0	1		11/16/11 18:47	106-46-7	
Dichlorodifluoromethane	ND	ug/L	5.0	1		11/16/11 18:47	75-71-8	
1,1-Dichloroethane	ND	ug/L	5.0	1		11/16/11 18:47	75-34-3	
1,2-Dichloroethane	ND	ug/L	5.0	1		11/16/11 18:47	107-06-2	
1,1-Dichloroethene	ND	ug/L	5.0	1		11/16/11 18:47	75-35-4	
cis-1,2-Dichloroethene	ND	ug/L	5.0	1		11/16/11 18:47	156-59-2	
trans-1,2-Dichloroethene	ND	ug/L	5.0	1		11/16/11 18:47	156-60-5	
1,2-Dichloropropane	ND	ug/L	5.0	1		11/16/11 18:47	78-87-5	
cis-1,3-Dichloropropene	ND	ug/L	5.0	1		11/16/11 18:47	10061-01-5	
trans-1,3-Dichloropropene	ND	ug/L	5.0	1		11/16/11 18:47	10061-02-6	
1,4-Dioxane (p-Dioxane)	ND	ug/L	100	1		11/16/11 18:47	123-91-1	N2
Ethylbenzene	ND	ug/L	5.0	1		11/16/11 18:47	100-41-4	
2-Hexanone	ND	ug/L	25.0	1		11/16/11 18:47	591-78-6	
Isopropylbenzene (Cumene)	ND	ug/L	5.0	1		11/16/11 18:47	98-82-8	
Methyl acetate	ND	ug/L	50.0	1		11/16/11 18:47	79-20-9	N2
Methylcyclohexane	ND	ug/L	50.0	1		11/16/11 18:47	108-87-2	N2
Methylene chloride	ND	ug/L	5.0	1		11/16/11 18:47	75-09-2	
4-Methyl-2-pentanone (MIBK)	ND	ug/L	25.0	1		11/16/11 18:47	108-10-1	
Methyl-tert-butyl ether	ND	ug/L	4.0	1		11/16/11 18:47	1634-04-4	
Styrene	ND	ug/L	5.0	1		11/16/11 18:47	100-42-5	
1,1,2,2-Tetrachloroethane	ND	ug/L	5.0	1		11/16/11 18:47	79-34-5	
Tetrachloroethene	ND	ug/L	5.0	1		11/16/11 18:47	127-18-4	
Toluene	ND	ug/L	5.0	1		11/16/11 18:47	108-88-3	
1,2,3-Trichlorobenzene	ND	ug/L	5.0	1		11/16/11 18:47	87-61-6	
1,2,4-Trichlorobenzene	ND	ug/L	5.0	1		11/16/11 18:47	120-82-1	
1,1,1-Trichloroethane	ND	ug/L	5.0	1		11/16/11 18:47	71-55-6	
1,1,2-Trichloroethane	ND	ug/L	5.0	1		11/16/11 18:47	79-00-5	

ANALYTICAL RESULTS

Project: West Vermont Street

Pace Project No.: 5054852

Sample: WVS-VAS04-111611-(39-44') DUPQ **Lab ID:** 5054852006 Collected: 11/16/11 08:30 Received: 11/16/11 11:35 Matrix: Water

Parameters	Results	Units	Report Limit	DF	Prepared	Analyzed	CAS No.	Qual
8260 MSV		Analytical Method: EPA 8260						
Trichloroethene	ND	ug/L	5.0	1		11/16/11 18:47	79-01-6	
Trichlorofluoromethane	ND	ug/L	5.0	1		11/16/11 18:47	75-69-4	
1,1,2-Trichlorotrifluoroethane	ND	ug/L	5.0	1		11/16/11 18:47	76-13-1	
Vinyl chloride	ND	ug/L	2.0	1		11/16/11 18:47	75-01-4	
m&p-Xylene	ND	ug/L	5.0	1		11/16/11 18:47	179601-23-1	
o-Xylene	ND	ug/L	5.0	1		11/16/11 18:47	95-47-6	
Surrogates								
Dibromofluoromethane (S)	114 %		83-123	1		11/16/11 18:47	1868-53-7	
4-Bromofluorobenzene (S)	102 %		72-125	1		11/16/11 18:47	460-00-4	
Toluene-d8 (S)	96 %		81-114	1		11/16/11 18:47	2037-26-5	

ANALYTICAL RESULTS

Project: West Vermont Street

Pace Project No.: 5054874

Sample: WVS-VAS05-111611-(20-25') **Lab ID:** 5054874001 Collected: 11/16/11 14:10 Received: 11/16/11 16:22 Matrix: Water

Parameters	Results	Units	Report Limit	DF	Prepared	Analyzed	CAS No.	Qual
8260 MSV		Analytical Method: EPA 8260						
Acetone	ND	ug/L	100	1		11/16/11 19:20	67-64-1	
Benzene	ND	ug/L	5.0	1		11/16/11 19:20	71-43-2	
Bromochloromethane	ND	ug/L	5.0	1		11/16/11 19:20	74-97-5	
Bromodichloromethane	ND	ug/L	5.0	1		11/16/11 19:20	75-27-4	
Bromoform	ND	ug/L	5.0	1		11/16/11 19:20	75-25-2	
Bromomethane	ND	ug/L	5.0	1		11/16/11 19:20	74-83-9	
2-Butanone (MEK)	ND	ug/L	25.0	1		11/16/11 19:20	78-93-3	
Carbon disulfide	ND	ug/L	10.0	1		11/16/11 19:20	75-15-0	
Carbon tetrachloride	ND	ug/L	5.0	1		11/16/11 19:20	56-23-5	
Chlorobenzene	ND	ug/L	5.0	1		11/16/11 19:20	108-90-7	
Chloroethane	ND	ug/L	5.0	1		11/16/11 19:20	75-00-3	
Chloroform	ND	ug/L	5.0	1		11/16/11 19:20	67-66-3	
Chloromethane	ND	ug/L	5.0	1		11/16/11 19:20	74-87-3	
Cyclohexane	ND	ug/L	100	1		11/16/11 19:20	110-82-7	N2
1,2-Dibromo-3-chloropropane	ND	ug/L	10.0	1		11/16/11 19:20	96-12-8	
Dibromochloromethane	ND	ug/L	5.0	1		11/16/11 19:20	124-48-1	
1,2-Dibromoethane (EDB)	ND	ug/L	5.0	1		11/16/11 19:20	106-93-4	
1,2-Dichlorobenzene	ND	ug/L	5.0	1		11/16/11 19:20	95-50-1	
1,3-Dichlorobenzene	ND	ug/L	5.0	1		11/16/11 19:20	541-73-1	
1,4-Dichlorobenzene	ND	ug/L	5.0	1		11/16/11 19:20	106-46-7	
Dichlorodifluoromethane	ND	ug/L	5.0	1		11/16/11 19:20	75-71-8	
1,1-Dichloroethane	ND	ug/L	5.0	1		11/16/11 19:20	75-34-3	
1,2-Dichloroethane	ND	ug/L	5.0	1		11/16/11 19:20	107-06-2	
1,1-Dichloroethene	ND	ug/L	5.0	1		11/16/11 19:20	75-35-4	
cis-1,2-Dichloroethene	ND	ug/L	5.0	1		11/16/11 19:20	156-59-2	
trans-1,2-Dichloroethene	ND	ug/L	5.0	1		11/16/11 19:20	156-60-5	
1,2-Dichloropropane	ND	ug/L	5.0	1		11/16/11 19:20	78-87-5	
cis-1,3-Dichloropropene	ND	ug/L	5.0	1		11/16/11 19:20	10061-01-5	
trans-1,3-Dichloropropene	ND	ug/L	5.0	1		11/16/11 19:20	10061-02-6	
1,4-Dioxane (p-Dioxane)	ND	ug/L	100	1		11/16/11 19:20	123-91-1	N2
Ethylbenzene	ND	ug/L	5.0	1		11/16/11 19:20	100-41-4	
2-Hexanone	ND	ug/L	25.0	1		11/16/11 19:20	591-78-6	
Isopropylbenzene (Cumene)	ND	ug/L	5.0	1		11/16/11 19:20	98-82-8	
Methyl acetate	ND	ug/L	50.0	1		11/16/11 19:20	79-20-9	N2
Methylcyclohexane	ND	ug/L	50.0	1		11/16/11 19:20	108-87-2	N2
Methylene chloride	ND	ug/L	5.0	1		11/16/11 19:20	75-09-2	
4-Methyl-2-pentanone (MIBK)	ND	ug/L	25.0	1		11/16/11 19:20	108-10-1	
Methyl-tert-butyl ether	ND	ug/L	4.0	1		11/16/11 19:20	1634-04-4	
Styrene	ND	ug/L	5.0	1		11/16/11 19:20	100-42-5	
1,1,2,2-Tetrachloroethane	ND	ug/L	5.0	1		11/16/11 19:20	79-34-5	
Tetrachloroethene	ND	ug/L	5.0	1		11/16/11 19:20	127-18-4	
Toluene	ND	ug/L	5.0	1		11/16/11 19:20	108-88-3	
1,2,3-Trichlorobenzene	ND	ug/L	5.0	1		11/16/11 19:20	87-61-6	
1,2,4-Trichlorobenzene	ND	ug/L	5.0	1		11/16/11 19:20	120-82-1	
1,1,1-Trichloroethane	ND	ug/L	5.0	1		11/16/11 19:20	71-55-6	
1,1,2-Trichloroethane	ND	ug/L	5.0	1		11/16/11 19:20	79-00-5	

Date: 11/17/2011 10:39 AM

REPORT OF LABORATORY ANALYSIS

Page 4 of 13

This report shall not be reproduced, except in full,
without the written consent of Pace Analytical Services, Inc..

ANALYTICAL RESULTS

Project: West Vermont Street

Pace Project No.: 5054874

Sample: WVS-VAS05-111611-(20-25') **Lab ID:** 5054874001 Collected: 11/16/11 14:10 Received: 11/16/11 16:22 Matrix: Water

Parameters	Results	Units	Report Limit	DF	Prepared	Analyzed	CAS No.	Qual
8260 MSV		Analytical Method: EPA 8260						
Trichloroethene	ND	ug/L	5.0	1		11/16/11 19:20	79-01-6	
Trichlorofluoromethane	ND	ug/L	5.0	1		11/16/11 19:20	75-69-4	
1,1,2-Trichlorotrifluoroethane	ND	ug/L	5.0	1		11/16/11 19:20	76-13-1	
Vinyl chloride	ND	ug/L	2.0	1		11/16/11 19:20	75-01-4	
m&p-Xylene	ND	ug/L	5.0	1		11/16/11 19:20	179601-23-1	
o-Xylene	ND	ug/L	5.0	1		11/16/11 19:20	95-47-6	
Surrogates								
Dibromofluoromethane (S)	113	%	83-123	1		11/16/11 19:20	1868-53-7	
4-Bromofluorobenzene (S)	100	%	72-125	1		11/16/11 19:20	460-00-4	
Toluene-d8 (S)	96	%	81-114	1		11/16/11 19:20	2037-26-5	

ANALYTICAL RESULTS

Project: West Vermont Street

Pace Project No.: 5054874

Sample: **VVS-VAS05-111611-(32.5-37.5')** Lab ID: **5054874002** Collected: 11/16/11 15:00 Received: 11/16/11 16:22 Matrix: Water

Parameters	Results	Units	Report Limit	DF	Prepared	Analyzed	CAS No.	Qual
8260 MSV		Analytical Method: EPA 8260						
Acetone	ND	ug/L	100	1		11/16/11 19:54	67-64-1	
Benzene	ND	ug/L	5.0	1		11/16/11 19:54	71-43-2	
Bromochloromethane	ND	ug/L	5.0	1		11/16/11 19:54	74-97-5	
Bromodichloromethane	ND	ug/L	5.0	1		11/16/11 19:54	75-27-4	
Bromoform	ND	ug/L	5.0	1		11/16/11 19:54	75-25-2	
Bromomethane	ND	ug/L	5.0	1		11/16/11 19:54	74-83-9	
2-Butanone (MEK)	ND	ug/L	25.0	1		11/16/11 19:54	78-93-3	
Carbon disulfide	ND	ug/L	10.0	1		11/16/11 19:54	75-15-0	
Carbon tetrachloride	ND	ug/L	5.0	1		11/16/11 19:54	56-23-5	
Chlorobenzene	ND	ug/L	5.0	1		11/16/11 19:54	108-90-7	
Chloroethane	ND	ug/L	5.0	1		11/16/11 19:54	75-00-3	
Chloroform	ND	ug/L	5.0	1		11/16/11 19:54	67-66-3	
Chloromethane	ND	ug/L	5.0	1		11/16/11 19:54	74-87-3	
Cyclohexane	ND	ug/L	100	1		11/16/11 19:54	110-82-7	N2
1,2-Dibromo-3-chloropropane	ND	ug/L	10.0	1		11/16/11 19:54	96-12-8	
Dibromochloromethane	ND	ug/L	5.0	1		11/16/11 19:54	124-48-1	
1,2-Dibromoethane (EDB)	ND	ug/L	5.0	1		11/16/11 19:54	106-93-4	
1,2-Dichlorobenzene	ND	ug/L	5.0	1		11/16/11 19:54	95-50-1	
1,3-Dichlorobenzene	ND	ug/L	5.0	1		11/16/11 19:54	541-73-1	
1,4-Dichlorobenzene	ND	ug/L	5.0	1		11/16/11 19:54	106-46-7	
Dichlorodifluoromethane	ND	ug/L	5.0	1		11/16/11 19:54	75-71-8	
1,1-Dichloroethane	ND	ug/L	5.0	1		11/16/11 19:54	75-34-3	
1,2-Dichloroethane	ND	ug/L	5.0	1		11/16/11 19:54	107-06-2	
1,1-Dichloroethene	ND	ug/L	5.0	1		11/16/11 19:54	75-35-4	
cis-1,2-Dichloroethene	ND	ug/L	5.0	1		11/16/11 19:54	156-59-2	
trans-1,2-Dichloroethene	ND	ug/L	5.0	1		11/16/11 19:54	156-60-5	
1,2-Dichloropropane	ND	ug/L	5.0	1		11/16/11 19:54	78-87-5	
cis-1,3-Dichloropropene	ND	ug/L	5.0	1		11/16/11 19:54	10061-01-5	
trans-1,3-Dichloropropene	ND	ug/L	5.0	1		11/16/11 19:54	10061-02-6	
1,4-Dioxane (p-Dioxane)	ND	ug/L	100	1		11/16/11 19:54	123-91-1	N2
Ethylbenzene	ND	ug/L	5.0	1		11/16/11 19:54	100-41-4	
2-Hexanone	ND	ug/L	25.0	1		11/16/11 19:54	591-78-6	
Isopropylbenzene (Cumene)	ND	ug/L	5.0	1		11/16/11 19:54	98-82-8	
Methyl acetate	ND	ug/L	50.0	1		11/16/11 19:54	79-20-9	N2
Methylcyclohexane	ND	ug/L	50.0	1		11/16/11 19:54	108-87-2	N2
Methylene chloride	ND	ug/L	5.0	1		11/16/11 19:54	75-09-2	
4-Methyl-2-pentanone (MIBK)	ND	ug/L	25.0	1		11/16/11 19:54	108-10-1	
Methyl-tert-butyl ether	ND	ug/L	4.0	1		11/16/11 19:54	1634-04-4	
Styrene	ND	ug/L	5.0	1		11/16/11 19:54	100-42-5	
1,1,2,2-Tetrachloroethane	ND	ug/L	5.0	1		11/16/11 19:54	79-34-5	
Tetrachloroethene	ND	ug/L	5.0	1		11/16/11 19:54	127-18-4	
Toluene	ND	ug/L	5.0	1		11/16/11 19:54	108-88-3	
1,2,3-Trichlorobenzene	ND	ug/L	5.0	1		11/16/11 19:54	87-61-6	
1,2,4-Trichlorobenzene	ND	ug/L	5.0	1		11/16/11 19:54	120-82-1	
1,1,1-Trichloroethane	ND	ug/L	5.0	1		11/16/11 19:54	71-55-6	
1,1,2-Trichloroethane	ND	ug/L	5.0	1		11/16/11 19:54	79-00-5	

Date: 11/17/2011 10:39 AM

REPORT OF LABORATORY ANALYSIS

Page 6 of 13

This report shall not be reproduced, except in full,
without the written consent of Pace Analytical Services, Inc..

ANALYTICAL RESULTS

Project: West Vermont Street

Pace Project No.: 5054874

Sample: WVS-VAS05-111611-(32.5-37.5') **Lab ID:** 5054874002 Collected: 11/16/11 15:00 Received: 11/16/11 16:22 Matrix: Water

Parameters	Results	Units	Report Limit	DF	Prepared	Analyzed	CAS No.	Qual
8260 MSV		Analytical Method: EPA 8260						
Trichloroethene	ND	ug/L	5.0	1		11/16/11 19:54	79-01-6	
Trichlorofluoromethane	ND	ug/L	5.0	1		11/16/11 19:54	75-69-4	
1,1,2-Trichlorotrifluoroethane	ND	ug/L	5.0	1		11/16/11 19:54	76-13-1	
Vinyl chloride	ND	ug/L	2.0	1		11/16/11 19:54	75-01-4	
m&p-Xylene	ND	ug/L	5.0	1		11/16/11 19:54	179601-23-1	
o-Xylene	ND	ug/L	5.0	1		11/16/11 19:54	95-47-6	
Surrogates								
Dibromofluoromethane (S)	113	%	83-123	1		11/16/11 19:54	1868-53-7	
4-Bromofluorobenzene (S)	101	%	72-125	1		11/16/11 19:54	460-00-4	
Toluene-d8 (S)	97	%	81-114	1		11/16/11 19:54	2037-26-5	

ANALYTICAL RESULTS

Project: West Vermont Street

Pace Project No.: 5054874

Sample: WVS-VAS05-111611-(45-50') **Lab ID:** 5054874003 Collected: 11/16/11 16:10 Received: 11/16/11 16:22 Matrix: Water

Parameters	Results	Units	Report Limit	DF	Prepared	Analyzed	CAS No.	Qual
8260 MSV		Analytical Method: EPA 8260						
Acetone	ND	ug/L	100	1		11/16/11 20:27	67-64-1	
Benzene	ND	ug/L	5.0	1		11/16/11 20:27	71-43-2	
Bromochloromethane	ND	ug/L	5.0	1		11/16/11 20:27	74-97-5	
Bromodichloromethane	ND	ug/L	5.0	1		11/16/11 20:27	75-27-4	
Bromoform	ND	ug/L	5.0	1		11/16/11 20:27	75-25-2	
Bromomethane	ND	ug/L	5.0	1		11/16/11 20:27	74-83-9	
2-Butanone (MEK)	ND	ug/L	25.0	1		11/16/11 20:27	78-93-3	
Carbon disulfide	ND	ug/L	10.0	1		11/16/11 20:27	75-15-0	
Carbon tetrachloride	ND	ug/L	5.0	1		11/16/11 20:27	56-23-5	
Chlorobenzene	ND	ug/L	5.0	1		11/16/11 20:27	108-90-7	
Chloroethane	ND	ug/L	5.0	1		11/16/11 20:27	75-00-3	
Chloroform	ND	ug/L	5.0	1		11/16/11 20:27	67-66-3	
Chloromethane	ND	ug/L	5.0	1		11/16/11 20:27	74-87-3	
Cyclohexane	ND	ug/L	100	1		11/16/11 20:27	110-82-7	N2
1,2-Dibromo-3-chloropropane	ND	ug/L	10.0	1		11/16/11 20:27	96-12-8	
Dibromochloromethane	ND	ug/L	5.0	1		11/16/11 20:27	124-48-1	
1,2-Dibromoethane (EDB)	ND	ug/L	5.0	1		11/16/11 20:27	106-93-4	
1,2-Dichlorobenzene	ND	ug/L	5.0	1		11/16/11 20:27	95-50-1	
1,3-Dichlorobenzene	ND	ug/L	5.0	1		11/16/11 20:27	541-73-1	
1,4-Dichlorobenzene	ND	ug/L	5.0	1		11/16/11 20:27	106-46-7	
Dichlorodifluoromethane	ND	ug/L	5.0	1		11/16/11 20:27	75-71-8	
1,1-Dichloroethane	ND	ug/L	5.0	1		11/16/11 20:27	75-34-3	
1,2-Dichloroethane	ND	ug/L	5.0	1		11/16/11 20:27	107-06-2	
1,1-Dichloroethene	ND	ug/L	5.0	1		11/16/11 20:27	75-35-4	
cis-1,2-Dichloroethene	ND	ug/L	5.0	1		11/16/11 20:27	156-59-2	
trans-1,2-Dichloroethene	ND	ug/L	5.0	1		11/16/11 20:27	156-60-5	
1,2-Dichloropropane	ND	ug/L	5.0	1		11/16/11 20:27	78-87-5	
cis-1,3-Dichloropropene	ND	ug/L	5.0	1		11/16/11 20:27	10061-01-5	
trans-1,3-Dichloropropene	ND	ug/L	5.0	1		11/16/11 20:27	10061-02-6	
1,4-Dioxane (p-Dioxane)	ND	ug/L	100	1		11/16/11 20:27	123-91-1	N2
Ethylbenzene	ND	ug/L	5.0	1		11/16/11 20:27	100-41-4	
2-Hexanone	ND	ug/L	25.0	1		11/16/11 20:27	591-78-6	
Isopropylbenzene (Cumene)	ND	ug/L	5.0	1		11/16/11 20:27	98-82-8	
Methyl acetate	ND	ug/L	50.0	1		11/16/11 20:27	79-20-9	N2
Methylcyclohexane	ND	ug/L	50.0	1		11/16/11 20:27	108-87-2	N2
Methylene chloride	ND	ug/L	5.0	1		11/16/11 20:27	75-09-2	
4-Methyl-2-pentanone (MIBK)	ND	ug/L	25.0	1		11/16/11 20:27	108-10-1	
Methyl-tert-butyl ether	ND	ug/L	4.0	1		11/16/11 20:27	1634-04-4	
Styrene	ND	ug/L	5.0	1		11/16/11 20:27	100-42-5	
1,1,2,2-Tetrachloroethane	ND	ug/L	5.0	1		11/16/11 20:27	79-34-5	
Tetrachloroethene	ND	ug/L	5.0	1		11/16/11 20:27	127-18-4	
Toluene	ND	ug/L	5.0	1		11/16/11 20:27	108-88-3	
1,2,3-Trichlorobenzene	ND	ug/L	5.0	1		11/16/11 20:27	87-61-6	
1,2,4-Trichlorobenzene	ND	ug/L	5.0	1		11/16/11 20:27	120-82-1	
1,1,1-Trichloroethane	ND	ug/L	5.0	1		11/16/11 20:27	71-55-6	
1,1,2-Trichloroethane	ND	ug/L	5.0	1		11/16/11 20:27	79-00-5	

Date: 11/17/2011 10:39 AM

REPORT OF LABORATORY ANALYSIS

Page 8 of 13

This report shall not be reproduced, except in full,
without the written consent of Pace Analytical Services, Inc..

ANALYTICAL RESULTS

Project: West Vermont Street

Pace Project No.: 5054874

Sample: WVS-VAS05-111611-(45-50') **Lab ID:** 5054874003 Collected: 11/16/11 16:10 Received: 11/16/11 16:22 Matrix: Water

Parameters	Results	Units	Report Limit	DF	Prepared	Analyzed	CAS No.	Qual
8260 MSV		Analytical Method: EPA 8260						
Trichloroethene	ND	ug/L	5.0	1		11/16/11 20:27	79-01-6	
Trichlorofluoromethane	ND	ug/L	5.0	1		11/16/11 20:27	75-69-4	
1,1,2-Trichlorotrifluoroethane	ND	ug/L	5.0	1		11/16/11 20:27	76-13-1	
Vinyl chloride	ND	ug/L	2.0	1		11/16/11 20:27	75-01-4	
m&p-Xylene	ND	ug/L	5.0	1		11/16/11 20:27	179601-23-1	
o-Xylene	ND	ug/L	5.0	1		11/16/11 20:27	95-47-6	
Surrogates								
Dibromofluoromethane (S)	117 %		83-123	1		11/16/11 20:27	1868-53-7	
4-Bromofluorobenzene (S)	105 %		72-125	1		11/16/11 20:27	460-00-4	
Toluene-d8 (S)	97 %		81-114	1		11/16/11 20:27	2037-26-5	

ANALYTICAL RESULTS

Project: West Vermont Street Task 1624

Pace Project No.: 5054902

Sample: WVS-VAS05-111711-(63-68') **Lab ID:** 5054902001 **Collected:** 11/17/11 08:25 **Received:** 11/17/11 11:16 **Matrix:** Water

Parameters	Results	Units	Report Limit	DF	Prepared	Analyzed	CAS No.	Qual
8260 MSV		Analytical Method: EPA 8260						
Acetone	ND	ug/L	100	1		11/17/11 14:25	67-64-1	
Benzene	ND	ug/L	5.0	1		11/17/11 14:25	71-43-2	
Bromochloromethane	ND	ug/L	5.0	1		11/17/11 14:25	74-97-5	
Bromodichloromethane	ND	ug/L	5.0	1		11/17/11 14:25	75-27-4	
Bromoform	ND	ug/L	5.0	1		11/17/11 14:25	75-25-2	
Bromomethane	ND	ug/L	5.0	1		11/17/11 14:25	74-83-9	
2-Butanone (MEK)	ND	ug/L	25.0	1		11/17/11 14:25	78-93-3	
Carbon disulfide	ND	ug/L	10.0	1		11/17/11 14:25	75-15-0	
Carbon tetrachloride	ND	ug/L	5.0	1		11/17/11 14:25	56-23-5	
Chlorobenzene	ND	ug/L	5.0	1		11/17/11 14:25	108-90-7	
Chloroethane	ND	ug/L	5.0	1		11/17/11 14:25	75-00-3	
Chloroform	ND	ug/L	5.0	1		11/17/11 14:25	67-66-3	
Chloromethane	ND	ug/L	5.0	1		11/17/11 14:25	74-87-3	
Cyclohexane	ND	ug/L	100	1		11/17/11 14:25	110-82-7	N2
1,2-Dibromo-3-chloropropane	ND	ug/L	10.0	1		11/17/11 14:25	96-12-8	
Dibromochloromethane	ND	ug/L	5.0	1		11/17/11 14:25	124-48-1	
1,2-Dibromoethane (EDB)	ND	ug/L	5.0	1		11/17/11 14:25	106-93-4	
1,2-Dichlorobenzene	ND	ug/L	5.0	1		11/17/11 14:25	95-50-1	
1,3-Dichlorobenzene	ND	ug/L	5.0	1		11/17/11 14:25	541-73-1	
1,4-Dichlorobenzene	ND	ug/L	5.0	1		11/17/11 14:25	106-46-7	
Dichlorodifluoromethane	ND	ug/L	5.0	1		11/17/11 14:25	75-71-8	
1,1-Dichloroethane	ND	ug/L	5.0	1		11/17/11 14:25	75-34-3	
1,2-Dichloroethane	ND	ug/L	5.0	1		11/17/11 14:25	107-06-2	
1,1-Dichloroethene	ND	ug/L	5.0	1		11/17/11 14:25	75-35-4	
cis-1,2-Dichloroethene	ND	ug/L	5.0	1		11/17/11 14:25	156-59-2	
trans-1,2-Dichloroethene	ND	ug/L	5.0	1		11/17/11 14:25	156-60-5	
1,2-Dichloropropane	ND	ug/L	5.0	1		11/17/11 14:25	78-87-5	
cis-1,3-Dichloropropene	ND	ug/L	5.0	1		11/17/11 14:25	10061-01-5	
trans-1,3-Dichloropropene	ND	ug/L	5.0	1		11/17/11 14:25	10061-02-6	
1,4-Dioxane (p-Dioxane)	ND	ug/L	100	1		11/17/11 14:25	123-91-1	N2
Ethylbenzene	ND	ug/L	5.0	1		11/17/11 14:25	100-41-4	
2-Hexanone	ND	ug/L	25.0	1		11/17/11 14:25	591-78-6	
Isopropylbenzene (Cumene)	ND	ug/L	5.0	1		11/17/11 14:25	98-82-8	
Methyl acetate	ND	ug/L	50.0	1		11/17/11 14:25	79-20-9	N2
Methylcyclohexane	ND	ug/L	50.0	1		11/17/11 14:25	108-87-2	N2
Methylene chloride	ND	ug/L	5.0	1		11/17/11 14:25	75-09-2	
4-Methyl-2-pentanone (MIBK)	ND	ug/L	25.0	1		11/17/11 14:25	108-10-1	
Methyl-tert-butyl ether	ND	ug/L	4.0	1		11/17/11 14:25	1634-04-4	
Styrene	ND	ug/L	5.0	1		11/17/11 14:25	100-42-5	
1,1,2,2-Tetrachloroethane	ND	ug/L	5.0	1		11/17/11 14:25	79-34-5	
Tetrachloroethene	ND	ug/L	5.0	1		11/17/11 14:25	127-18-4	
Toluene	ND	ug/L	5.0	1		11/17/11 14:25	108-88-3	
1,2,3-Trichlorobenzene	ND	ug/L	5.0	1		11/17/11 14:25	87-61-6	
1,2,4-Trichlorobenzene	ND	ug/L	5.0	1		11/17/11 14:25	120-82-1	
1,1,1-Trichloroethane	ND	ug/L	5.0	1		11/17/11 14:25	71-55-6	
1,1,2-Trichloroethane	ND	ug/L	5.0	1		11/17/11 14:25	79-00-5	

Date: 11/18/2011 10:36 AM

REPORT OF LABORATORY ANALYSIS

Page 4 of 10

This report shall not be reproduced, except in full,
without the written consent of Pace Analytical Services, Inc..

ANALYTICAL RESULTS

Project: West Vermont Street Task 1624

Pace Project No.: 5054902

Sample: WVS-VAS05-111711-(63-68') **Lab ID:** 5054902001 Collected: 11/17/11 08:25 Received: 11/17/11 11:16 Matrix: Water

Parameters	Results	Units	Report Limit	DF	Prepared	Analyzed	CAS No.	Qual
8260 MSV		Analytical Method: EPA 8260						
Trichloroethene	ND	ug/L	5.0	1		11/17/11 14:25	79-01-6	
Trichlorofluoromethane	ND	ug/L	5.0	1		11/17/11 14:25	75-69-4	
1,1,2-Trichlorotrifluoroethane	ND	ug/L	5.0	1		11/17/11 14:25	76-13-1	
Vinyl chloride	ND	ug/L	2.0	1		11/17/11 14:25	75-01-4	
m&p-Xylene	ND	ug/L	5.0	1		11/17/11 14:25	179601-23-1	
o-Xylene	ND	ug/L	5.0	1		11/17/11 14:25	95-47-6	
Surrogates								
Dibromofluoromethane (S)	103 %		83-123	1		11/17/11 14:25	1868-53-7	
4-Bromofluorobenzene (S)	102 %		72-125	1		11/17/11 14:25	460-00-4	
Toluene-d8 (S)	100 %		81-114	1		11/17/11 14:25	2037-26-5	

QUALIFIERS

Project: West Vermont Street Task 1624

Pace Project No.: 5054902

DEFINITIONS

DF - Dilution Factor, if reported, represents the factor applied to the reported data due to changes in sample preparation, dilution of the sample aliquot, or moisture content.

ND - Not Detected at or above adjusted reporting limit.

J - Estimated concentration above the adjusted method detection limit and below the adjusted reporting limit.

MDL - Adjusted Method Detection Limit.

S - Surrogate

1,2-Diphenylhydrazine (8270 listed analyte) decomposes to Azobenzene.

Consistent with EPA guidelines, unrounded data are displayed and have been used to calculate % recovery and RPD values.

LCS(D) - Laboratory Control Sample (Duplicate)

MS(D) - Matrix Spike (Duplicate)

DUP - Sample Duplicate

RPD - Relative Percent Difference

NC - Not Calculable.

SG - Silica Gel - Clean-Up

U - Indicates the compound was analyzed for, but not detected.

N-Nitrosodiphenylamine decomposes and cannot be separated from Diphenylamine using Method 8270. The result reported for each analyte is a combined concentration.

Pace Analytical is TNI accredited. Contact your Pace PM for the current list of accredited analytes.

ANALYTE QUALIFIERS

N2 The lab does not hold TNI accreditation for this parameter.

**WEST VERMONT HYDROGEOLOGIC INVESTIGATION
SPEEDWAY, INDIANA
DATA VALIDATION REPORT**

Date: January 12, 2012

Laboratory: Pace Analytical Services, Inc. (Pace), Indianapolis, Indiana

Laboratory Project #: 5055574, 5055591, and 5055593

Data Validation Performed By: Lisa Graczyk, Weston Solutions, Inc. (WESTON) Superfund Technical Assessment and Response Team (START)

Weston Analytical Work Order #/TDD #: 20405.016.001.1625.00/S05-0001-1109-031

This data validation report has been prepared by WESTON START under the START III Region V contract. This report documents the data validation for fourteen water samples plus three trip blanks collected for the West Vermont Hydrogeological Investigation Site that were analyzed for the following parameters and U.S. Environmental Protection Agency (U.S. EPA) methods:

- Target Compound List (TCL) Volatile Organic Compounds (VOC) by SW-846 Method 8260

A level II data package was requested from Pace. The data validation was conducted in general accordance with the U.S. EPA “Contract Laboratory Program National Functional Guidance for Superfund Organic Methods Data Review” dated June 2008. The Attachment contains the results summary sheets with the hand-written qualifiers applied during data validation.

TCL VOCs BY SW-846 METHOD 8260

1. Samples

The following table summarizes the samples for which this data validation is being conducted.

Samples	Lab ID	Matrix	Date Collected	Date Analyzed
WVS-MW175S-120711-GW	5055574001	Water	12/7/2011	12/17/2011
WVS-MW175D-120711-GW	5055574002	Water	12/7/2011	12/17/2011
WVS-MW169D-120711-GW	5055574004	Water	12/7/2011	12/17/2011
TRIP BLANK 2	5055574006	Water	12/7/2011	12/17/2011
MVS-174S-120711-GW	5055591001	Water	12/7/2011	12/17/2011
MVS-174D-120711-GW	5055591002	Water	12/7/2011	12/17/2011
MVS-MW145-120711-GW	5055591003	Water	12/7/2011	12/17/2011
MVS-MW148R-120711-GW	5055591004	Water	12/7/2011	12/17/2011
MVS-MW161-120711-GW	5055591005	Water	12/7/2011	12/17/2011
MVS-MW161-120711-GW-DP	5055591006	Water	12/7/2011	12/17/2011
TRIP BLANK 1	5055591007	Water	12/7/2011	12/17/2011
MVS-MMW166S-120711-GW	5055593001	Water	12/7/2011	12/17/2011
MVS-MMW166D-120711-GW	5055593002	Water	12/7/2011	12/17/2011

Samples	Lab ID	Matrix	Date Collected	Date Analyzed
MVS-MW165S-120711-GW	5055593003	Water	12/7/2011	12/17/2011
MVS-MW165D-120711-GW	5055593004	Water	12/7/2011	12/19/2011
MVS-MW165D-120711-GW-DP	5055593005	Water	12/7/2011	12/19/2011
TRIP BLANK 3	5055593006	Water	12/7/2011	12/19/2011

2. **Holding Times**

The samples were analyzed within the required holding time limit of 14 days from sample collection.

3. **Blanks**

Method blanks were analyzed with the VOC analyses and were free of target compound contamination above the reporting limit.

The trip blanks did not contain target compound contamination above the reporting limits.

4. **Surrogate Results**

The surrogate recovery results were within the laboratory-established quality control (QC) limits.

5. **Laboratory Control Sample (LCS) Results**

The LCS recoveries were within laboratory QC limits.

6. **Matrix Spike (MS) Results**

Site-specific MS samples were analyzed with the samples. The percent recoveries were within QC limits.

7. **Field Duplicate Results**

Sample MVS-MW161-120711-GW-DP is a field duplicate of sample MVS-MW161-120711-GW and sample MVS-MW165D-120711-GW-DP is a field duplicate of sample MVS-MW165D-120711-GW. Most results were non-detect. The RPDs were calculated for detected results and these ranged from 8 to 9 percent which is acceptable. There is good correlation between the parent and duplicate samples.

Data Validation Report
West Vermont Hydrogeological Investigation
Pace Analytical Services, Inc.
Laboratory Project #: 5055574, 5055591, and 5055593

8. Overall Assessment

The VOC data are acceptable for use based on the information received.

Data Validation Report
West Vermont Hydrogeological Investigation
Pace Analytical Services, Inc.
Laboratory Project #: 5055574, 5055591, and 5055593

ATTACHMENT

**PACE ANALYTICAL SERVICES, INC.
RESULTS SUMMARY**

ANALYTICAL RESULTS

Project: West Vermont Street

Pace Project No.: 5055574

Sample: WVS-MW175S-120711-GW	Lab ID: 5055574001	Collected: 12/07/11 10:11	Received: 12/07/11 16:06	Matrix: Water				
Parameters	Results	Units	Report Limit	DF	Prepared	Analyzed	CAS No.	Qual
8260 MSV		Analytical Method: EPA 8260						
Acetone	ND ug/L		100	1		12/17/11 10:00	67-64-1	
Benzene	ND ug/L		5.0	1		12/17/11 10:00	71-43-2	
Bromochloromethane	ND ug/L		5.0	1		12/17/11 10:00	74-97-5	
Bromodichloromethane	ND ug/L		5.0	1		12/17/11 10:00	75-27-4	
Bromoform	ND ug/L		5.0	1		12/17/11 10:00	75-25-2	
Bromomethane	ND ug/L		5.0	1		12/17/11 10:00	74-83-9	
2-Butanone (MEK)	ND ug/L		25.0	1		12/17/11 10:00	78-93-3	
Carbon disulfide	ND ug/L		10.0	1		12/17/11 10:00	75-15-0	
Carbon tetrachloride	ND ug/L		5.0	1		12/17/11 10:00	56-23-5	
Chlorobenzene	ND ug/L		5.0	1		12/17/11 10:00	108-90-7	
Chloroethane	ND ug/L		5.0	1		12/17/11 10:00	75-00-3	
Chloroform	ND ug/L		5.0	1		12/17/11 10:00	67-66-3	
Chloromethane	ND ug/L		5.0	1		12/17/11 10:00	74-87-3	
Cyclohexane	ND ug/L		100	1		12/17/11 10:00	110-82-7	N2
1,2-Dibromo-3-chloropropane	ND ug/L		10.0	1		12/17/11 10:00	96-12-8	
Dibromochloromethane	ND ug/L		5.0	1		12/17/11 10:00	124-48-1	
1,2-Dibromoethane (EDB)	ND ug/L		5.0	1		12/17/11 10:00	106-93-4	
1,2-Dichlorobenzene	ND ug/L		5.0	1		12/17/11 10:00	95-50-1	
1,3-Dichlorobenzene	ND ug/L		5.0	1		12/17/11 10:00	541-73-1	
1,4-Dichlorobenzene	ND ug/L		5.0	1		12/17/11 10:00	106-46-7	
Dichlorodifluoromethane	ND ug/L		5.0	1		12/17/11 10:00	75-71-8	
1,1-Dichloroethane	ND ug/L		5.0	1		12/17/11 10:00	75-34-3	
1,2-Dichloroethane	ND ug/L		5.0	1		12/17/11 10:00	107-06-2	
1,1-Dichloroethene	ND ug/L		5.0	1		12/17/11 10:00	75-35-4	
cis-1,2-Dichloroethene	ND ug/L		5.0	1		12/17/11 10:00	156-59-2	
trans-1,2-Dichloroethene	ND ug/L		5.0	1		12/17/11 10:00	156-60-5	
1,2-Dichloropropane	ND ug/L		5.0	1		12/17/11 10:00	78-87-5	
cis-1,3-Dichloropropene	ND ug/L		5.0	1		12/17/11 10:00	10061-01-5	
trans-1,3-Dichloropropene	ND ug/L		5.0	1		12/17/11 10:00	10061-02-6	
1,4-Dioxane (p-Dioxane)	ND ug/L		100	1		12/17/11 10:00	123-91-1	N2
Ethylbenzene	ND ug/L		5.0	1		12/17/11 10:00	100-41-4	
2-Hexanone	ND ug/L		25.0	1		12/17/11 10:00	591-78-6	
Isopropylbenzene (Cumene)	ND ug/L		5.0	1		12/17/11 10:00	98-82-8	
Methyl acetate	ND ug/L		50.0	1		12/17/11 10:00	79-20-9	N2
Methylcyclohexane	ND ug/L		50.0	1		12/17/11 10:00	108-87-2	N2
Methylene Chloride	ND ug/L		5.0	1		12/17/11 10:00	75-09-2	
4-Methyl-2-pentanone (MIBK)	ND ug/L		25.0	1		12/17/11 10:00	108-10-1	
Methyl-tert-butyl ether	ND ug/L		4.0	1		12/17/11 10:00	1634-04-4	
Styrene	ND ug/L		5.0	1		12/17/11 10:00	100-42-5	
1,1,2,2-Tetrachloroethane	ND ug/L		5.0	1		12/17/11 10:00	79-34-5	
Tetrachloroethene	ND ug/L		5.0	1		12/17/11 10:00	127-18-4	
Toluene	ND ug/L		5.0	1		12/17/11 10:00	108-88-3	
1,2,3-Trichlorobenzene	ND ug/L		5.0	1		12/17/11 10:00	87-61-6	
1,2,4-Trichlorobenzene	ND ug/L		5.0	1		12/17/11 10:00	120-82-1	
1,1,1-Trichloroethane	ND ug/L		5.0	1		12/17/11 10:00	71-55-6	
1,1,2-Trichloroethane	ND ug/L		5.0	1		12/17/11 10:00	79-00-5	
Trichloroethene	ND ug/L		5.0	1		12/17/11 10:00	79-01-6	

Date: 12/21/2011 02:22 PM

REPORT OF LABORATORY ANALYSIS

Page 4 of 20

This report shall not be reproduced, except in full,
without the written consent of Pace Analytical Services, Inc..

ANALYTICAL RESULTS

Project: West Vermont Street

Pace Project No.: 5055574

Sample: WVS-MW175S-120711-GW		Lab ID: 5055574001		Collected: 12/07/11 10:11	Received: 12/07/11 16:06	Matrix: Water		
Parameters	Results	Units	Report Limit	DF	Prepared	Analyzed	CAS No.	Qual
8260 MSV		Analytical Method: EPA 8260						
Trichlorofluoromethane	ND	ug/L	5.0	1		12/17/11 10:00	75-69-4	
1,1,2-Trichlorotrifluoroethane	ND	ug/L	5.0	1		12/17/11 10:00	76-13-1	
Vinyl chloride	ND	ug/L	2.0	1		12/17/11 10:00	75-01-4	
m&p-Xylene	ND	ug/L	5.0	1		12/17/11 10:00	179601-23-1	
o-Xylene	ND	ug/L	5.0	1		12/17/11 10:00	95-47-6	
Surrogates								
Dibromofluoromethane (S)	114 %.		83-123	1		12/17/11 10:00	1868-53-7	
4-Bromofluorobenzene (S)	100 %.		72-125	1		12/17/11 10:00	460-00-4	
Toluene-d8 (S)	99 %.		81-114	1		12/17/11 10:00	2037-26-5	

ANALYTICAL RESULTS

Project: West Vermont Street

Pace Project No.: 5055574

Sample: **WVS-MW175D-120711-GW** Lab ID: **5055574002** Collected: 12/07/11 11:08 Received: 12/07/11 16:06 Matrix: Water

Parameters	Results	Units	Report Limit	DF	Prepared	Analyzed	CAS No.	Qual
8260 MSV		Analytical Method: EPA 8260						
Acetone	ND	ug/L	100	1		12/17/11 10:34	67-64-1	
Benzene	ND	ug/L	5.0	1		12/17/11 10:34	71-43-2	
Bromochloromethane	ND	ug/L	5.0	1		12/17/11 10:34	74-97-5	
Bromodichloromethane	ND	ug/L	5.0	1		12/17/11 10:34	75-27-4	
Bromoform	ND	ug/L	5.0	1		12/17/11 10:34	75-25-2	
Bromomethane	ND	ug/L	5.0	1		12/17/11 10:34	74-83-9	
2-Butanone (MEK)	ND	ug/L	25.0	1		12/17/11 10:34	78-93-3	
Carbon disulfide	ND	ug/L	10.0	1		12/17/11 10:34	75-15-0	
Carbon tetrachloride	ND	ug/L	5.0	1		12/17/11 10:34	56-23-5	
Chlorobenzene	ND	ug/L	5.0	1		12/17/11 10:34	108-90-7	
Chloroethane	ND	ug/L	5.0	1		12/17/11 10:34	75-00-3	
Chloroform	ND	ug/L	5.0	1		12/17/11 10:34	67-66-3	
Chloromethane	ND	ug/L	5.0	1		12/17/11 10:34	74-87-3	
Cyclohexane	ND	ug/L	100	1		12/17/11 10:34	110-82-7	N2
1,2-Dibromo-3-chloropropane	ND	ug/L	10.0	1		12/17/11 10:34	96-12-8	
Dibromochloromethane	ND	ug/L	5.0	1		12/17/11 10:34	124-48-1	
1,2-Dibromoethane (EDB)	ND	ug/L	5.0	1		12/17/11 10:34	106-93-4	
1,2-Dichlorobenzene	ND	ug/L	5.0	1		12/17/11 10:34	95-50-1	
1,3-Dichlorobenzene	ND	ug/L	5.0	1		12/17/11 10:34	541-73-1	
1,4-Dichlorobenzene	ND	ug/L	5.0	1		12/17/11 10:34	106-46-7	
Dichlorodifluoromethane	ND	ug/L	5.0	1		12/17/11 10:34	75-71-8	
1,1-Dichloroethane	ND	ug/L	5.0	1		12/17/11 10:34	75-34-3	
1,2-Dichloroethane	ND	ug/L	5.0	1		12/17/11 10:34	107-06-2	
1,1-Dichloroethene	ND	ug/L	5.0	1		12/17/11 10:34	75-35-4	
cis-1,2-Dichloroethene	ND	ug/L	5.0	1		12/17/11 10:34	156-59-2	
trans-1,2-Dichloroethene	ND	ug/L	5.0	1		12/17/11 10:34	156-60-5	
1,2-Dichloropropane	ND	ug/L	5.0	1		12/17/11 10:34	78-87-5	
cis-1,3-Dichloropropene	ND	ug/L	5.0	1		12/17/11 10:34	10061-01-5	
trans-1,3-Dichloropropene	ND	ug/L	5.0	1		12/17/11 10:34	10061-02-6	
1,4-Dioxane (p-Dioxane)	ND	ug/L	100	1		12/17/11 10:34	123-91-1	N2
Ethylbenzene	ND	ug/L	5.0	1		12/17/11 10:34	100-41-4	
2-Hexanone	ND	ug/L	25.0	1		12/17/11 10:34	591-78-6	
Isopropylbenzene (Cumene)	ND	ug/L	5.0	1		12/17/11 10:34	98-82-8	
Methyl acetate	ND	ug/L	50.0	1		12/17/11 10:34	79-20-9	N2
Methylcyclohexane	ND	ug/L	50.0	1		12/17/11 10:34	108-87-2	N2
Methylene Chloride	ND	ug/L	5.0	1		12/17/11 10:34	75-09-2	
4-Methyl-2-pentanone (MIBK)	ND	ug/L	25.0	1		12/17/11 10:34	108-10-1	
Methyl-tert-butyl ether	ND	ug/L	4.0	1		12/17/11 10:34	1634-04-4	
Styrene	ND	ug/L	5.0	1		12/17/11 10:34	100-42-5	
1,1,2,2-Tetrachloroethane	ND	ug/L	5.0	1		12/17/11 10:34	79-34-5	
Tetrachloroethene	ND	ug/L	5.0	1		12/17/11 10:34	127-18-4	
Toluene	ND	ug/L	5.0	1		12/17/11 10:34	108-88-3	
1,2,3-Trichlorobenzene	ND	ug/L	5.0	1		12/17/11 10:34	87-61-6	
1,2,4-Trichlorobenzene	ND	ug/L	5.0	1		12/17/11 10:34	120-82-1	
1,1,1-Trichloroethane	ND	ug/L	5.0	1		12/17/11 10:34	71-55-6	
1,1,2-Trichloroethane	ND	ug/L	5.0	1		12/17/11 10:34	79-00-5	
Trichloroethene	ND	ug/L	5.0	1		12/17/11 10:34	79-01-6	

Date: 12/21/2011 02:22 PM

REPORT OF LABORATORY ANALYSIS

Page 6 of 20

This report shall not be reproduced, except in full,
without the written consent of Pace Analytical Services, Inc..

ANALYTICAL RESULTS

Project: West Vermont Street

Pace Project No.: 5055574

Sample: WVS-MW175D-120711-GW		Lab ID: 5055574002		Collected: 12/07/11 11:08	Received: 12/07/11 16:06	Matrix: Water		
Parameters	Results	Units	Report Limit	DF	Prepared	Analyzed	CAS No.	Qual
8260 MSV		Analytical Method: EPA 8260						
Trichlorofluoromethane	ND ug/L		5.0	1		12/17/11 10:34	75-69-4	
1,1,2-Trichlorotrifluoroethane	ND ug/L		5.0	1		12/17/11 10:34	76-13-1	
Vinyl chloride	ND ug/L		2.0	1		12/17/11 10:34	75-01-4	
m&p-Xylene	ND ug/L		5.0	1		12/17/11 10:34	179601-23-1	
o-Xylene	ND ug/L		5.0	1		12/17/11 10:34	95-47-6	
Surrogates								
Dibromofluoromethane (S)	116 %.		83-123	1		12/17/11 10:34	1868-53-7	
4-Bromofluorobenzene (S)	102 %.		72-125	1		12/17/11 10:34	460-00-4	
Toluene-d8 (S)	100 %.		81-114	1		12/17/11 10:34	2037-26-5	

ANALYTICAL RESULTS

Project: West Vermont Street

Pace Project No.: 5055574

Sample: WVS-MW169D-120711-GW **Lab ID: 5055574004** Collected: 12/07/11 13:21 Received: 12/07/11 16:06 Matrix: Water

Parameters	Results	Units	Report Limit	DF	Prepared	Analyzed	CAS No.	Qual
8260 MSV		Analytical Method: EPA 8260						
Acetone	ND	ug/L	100	1		12/17/11 11:07	67-64-1	
Benzene	ND	ug/L	5.0	1		12/17/11 11:07	71-43-2	
Bromochloromethane	ND	ug/L	5.0	1		12/17/11 11:07	74-97-5	
Bromodichloromethane	ND	ug/L	5.0	1		12/17/11 11:07	75-27-4	
Bromoform	ND	ug/L	5.0	1		12/17/11 11:07	75-25-2	
Bromomethane	ND	ug/L	5.0	1		12/17/11 11:07	74-83-9	
2-Butanone (MEK)	ND	ug/L	25.0	1		12/17/11 11:07	78-93-3	
Carbon disulfide	ND	ug/L	10.0	1		12/17/11 11:07	75-15-0	
Carbon tetrachloride	ND	ug/L	5.0	1		12/17/11 11:07	56-23-5	
Chlorobenzene	ND	ug/L	5.0	1		12/17/11 11:07	108-90-7	
Chloroethane	ND	ug/L	5.0	1		12/17/11 11:07	75-00-3	
Chloroform	ND	ug/L	5.0	1		12/17/11 11:07	67-66-3	
Chloromethane	ND	ug/L	5.0	1		12/17/11 11:07	74-87-3	
Cyclohexane	ND	ug/L	100	1		12/17/11 11:07	110-82-7	N2
1,2-Dibromo-3-chloropropane	ND	ug/L	10.0	1		12/17/11 11:07	96-12-8	
Dibromochloromethane	ND	ug/L	5.0	1		12/17/11 11:07	124-48-1	
1,2-Dibromoethane (EDB)	ND	ug/L	5.0	1		12/17/11 11:07	106-93-4	
1,2-Dichlorobenzene	ND	ug/L	5.0	1		12/17/11 11:07	95-50-1	
1,3-Dichlorobenzene	ND	ug/L	5.0	1		12/17/11 11:07	541-73-1	
1,4-Dichlorobenzene	ND	ug/L	5.0	1		12/17/11 11:07	106-46-7	
Dichlorodifluoromethane	ND	ug/L	5.0	1		12/17/11 11:07	75-71-8	
1,1-Dichloroethane	ND	ug/L	5.0	1		12/17/11 11:07	75-34-3	
1,2-Dichloroethane	ND	ug/L	5.0	1		12/17/11 11:07	107-06-2	
1,1-Dichloroethene	ND	ug/L	5.0	1		12/17/11 11:07	75-35-4	
cis-1,2-Dichloroethene	ND	ug/L	5.0	1		12/17/11 11:07	156-59-2	
trans-1,2-Dichloroethene	ND	ug/L	5.0	1		12/17/11 11:07	156-60-5	
1,2-Dichloropropane	ND	ug/L	5.0	1		12/17/11 11:07	78-87-5	
cis-1,3-Dichloropropene	ND	ug/L	5.0	1		12/17/11 11:07	10061-01-5	
trans-1,3-Dichloropropene	ND	ug/L	5.0	1		12/17/11 11:07	10061-02-6	
1,4-Dioxane (p-Dioxane)	ND	ug/L	100	1		12/17/11 11:07	123-91-1	N2
Ethylbenzene	ND	ug/L	5.0	1		12/17/11 11:07	100-41-4	
2-Hexanone	ND	ug/L	25.0	1		12/17/11 11:07	591-78-6	
Isopropylbenzene (Cumene)	ND	ug/L	5.0	1		12/17/11 11:07	98-82-8	
Methyl acetate	ND	ug/L	50.0	1		12/17/11 11:07	79-20-9	N2
Methylcyclohexane	ND	ug/L	50.0	1		12/17/11 11:07	108-87-2	N2
Methylene Chloride	ND	ug/L	5.0	1		12/17/11 11:07	75-09-2	
4-Methyl-2-pentanone (MIBK)	ND	ug/L	25.0	1		12/17/11 11:07	108-10-1	
Methyl-tert-butyl ether	ND	ug/L	4.0	1		12/17/11 11:07	1634-04-4	
Styrene	ND	ug/L	5.0	1		12/17/11 11:07	100-42-5	
1,1,2,2-Tetrachloroethane	ND	ug/L	5.0	1		12/17/11 11:07	79-34-5	
Tetrachloroethene	ND	ug/L	5.0	1		12/17/11 11:07	127-18-4	
Toluene	ND	ug/L	5.0	1		12/17/11 11:07	108-88-3	
1,2,3-Trichlorobenzene	ND	ug/L	5.0	1		12/17/11 11:07	87-61-6	
1,2,4-Trichlorobenzene	ND	ug/L	5.0	1		12/17/11 11:07	120-82-1	
1,1,1-Trichloroethane	ND	ug/L	5.0	1		12/17/11 11:07	71-55-6	
1,1,2-Trichloroethane	ND	ug/L	5.0	1		12/17/11 11:07	79-00-5	
Trichloroethene	ND	ug/L	5.0	1		12/17/11 11:07	79-01-6	

Date: 12/21/2011 02:22 PM

REPORT OF LABORATORY ANALYSIS

Page 8 of 20

This report shall not be reproduced, except in full,
without the written consent of Pace Analytical Services, Inc..

ANALYTICAL RESULTS

Project: West Vermont Street

Pace Project No.: 5055574

Sample: WVS-MW169D-120711-GW		Lab ID: 5055574004		Collected: 12/07/11 13:21	Received: 12/07/11 16:06	Matrix: Water		
Parameters	Results	Units	Report Limit	DF	Prepared	Analyzed	CAS No.	Qual
8260 MSV		Analytical Method: EPA 8260						
Trichlorofluoromethane	ND	ug/L	5.0	1		12/17/11 11:07	75-69-4	
1,1,2-Trichlorotrifluoroethane	ND	ug/L	5.0	1		12/17/11 11:07	76-13-1	
Vinyl chloride	22.6	ug/L	2.0	1		12/17/11 11:07	75-01-4	
m&p-Xylene	ND	ug/L	5.0	1		12/17/11 11:07	179601-23-1	
o-Xylene	ND	ug/L	5.0	1		12/17/11 11:07	95-47-6	
Surrogates								
Dibromofluoromethane (S)	118 %.		83-123	1		12/17/11 11:07	1868-53-7	
4-Bromofluorobenzene (S)	100 %.		72-125	1		12/17/11 11:07	460-00-4	
Toluene-d8 (S)	97 %.		81-114	1		12/17/11 11:07	2037-26-5	

ANALYTICAL RESULTS

Project: West Vermont Street

Pace Project No.: 5055574

Sample: TRIP BLANK 2	Lab ID: 5055574006	Collected: 12/07/11 08:00	Received: 12/07/11 16:06	Matrix: Water				
Parameters	Results	Units	Report Limit	DF	Prepared	Analyzed	CAS No.	Qual
8260 MSV		Analytical Method: EPA 8260						
Acetone	ND ug/L		100	1		12/17/11 10:15	67-64-1	
Benzene	ND ug/L		5.0	1		12/17/11 10:15	71-43-2	
Bromochloromethane	ND ug/L		5.0	1		12/17/11 10:15	74-97-5	
Bromodichloromethane	ND ug/L		5.0	1		12/17/11 10:15	75-27-4	
Bromoform	ND ug/L		5.0	1		12/17/11 10:15	75-25-2	
Bromomethane	ND ug/L		5.0	1		12/17/11 10:15	74-83-9	
2-Butanone (MEK)	ND ug/L		25.0	1		12/17/11 10:15	78-93-3	
Carbon disulfide	ND ug/L		10.0	1		12/17/11 10:15	75-15-0	
Carbon tetrachloride	ND ug/L		5.0	1		12/17/11 10:15	56-23-5	
Chlorobenzene	ND ug/L		5.0	1		12/17/11 10:15	108-90-7	
Chloroethane	ND ug/L		5.0	1		12/17/11 10:15	75-00-3	
Chloroform	ND ug/L		5.0	1		12/17/11 10:15	67-66-3	
Chloromethane	ND ug/L		5.0	1		12/17/11 10:15	74-87-3	
Cyclohexane	ND ug/L		100	1		12/17/11 10:15	110-82-7	N2
1,2-Dibromo-3-chloropropane	ND ug/L		10.0	1		12/17/11 10:15	96-12-8	
Dibromochloromethane	ND ug/L		5.0	1		12/17/11 10:15	124-48-1	
1,2-Dibromoethane (EDB)	ND ug/L		5.0	1		12/17/11 10:15	106-93-4	
1,2-Dichlorobenzene	ND ug/L		5.0	1		12/17/11 10:15	95-50-1	
1,3-Dichlorobenzene	ND ug/L		5.0	1		12/17/11 10:15	541-73-1	
1,4-Dichlorobenzene	ND ug/L		5.0	1		12/17/11 10:15	106-46-7	
Dichlorodifluoromethane	ND ug/L		5.0	1		12/17/11 10:15	75-71-8	
1,1-Dichloroethane	ND ug/L		5.0	1		12/17/11 10:15	75-34-3	
1,2-Dichloroethane	ND ug/L		5.0	1		12/17/11 10:15	107-06-2	
1,1-Dichloroethene	ND ug/L		5.0	1		12/17/11 10:15	75-35-4	
cis-1,2-Dichloroethene	ND ug/L		5.0	1		12/17/11 10:15	156-59-2	
trans-1,2-Dichloroethene	ND ug/L		5.0	1		12/17/11 10:15	156-60-5	
1,2-Dichloropropane	ND ug/L		5.0	1		12/17/11 10:15	78-87-5	
cis-1,3-Dichloropropene	ND ug/L		5.0	1		12/17/11 10:15	10061-01-5	
trans-1,3-Dichloropropene	ND ug/L		5.0	1		12/17/11 10:15	10061-02-6	
1,4-Dioxane (p-Dioxane)	ND ug/L		100	1		12/17/11 10:15	123-91-1	N2
Ethylbenzene	ND ug/L		5.0	1		12/17/11 10:15	100-41-4	
2-Hexanone	ND ug/L		25.0	1		12/17/11 10:15	591-78-6	
Isopropylbenzene (Cumene)	ND ug/L		5.0	1		12/17/11 10:15	98-82-8	
Methyl acetate	ND ug/L		50.0	1		12/17/11 10:15	79-20-9	N2
Methylcyclohexane	ND ug/L		50.0	1		12/17/11 10:15	108-87-2	N2
Methylene Chloride	ND ug/L		5.0	1		12/17/11 10:15	75-09-2	
4-Methyl-2-pentanone (MIBK)	ND ug/L		25.0	1		12/17/11 10:15	108-10-1	
Methyl-tert-butyl ether	ND ug/L		4.0	1		12/17/11 10:15	1634-04-4	
Styrene	ND ug/L		5.0	1		12/17/11 10:15	100-42-5	
1,1,2,2-Tetrachloroethane	ND ug/L		5.0	1		12/17/11 10:15	79-34-5	
Tetrachloroethene	ND ug/L		5.0	1		12/17/11 10:15	127-18-4	
Toluene	ND ug/L		5.0	1		12/17/11 10:15	108-88-3	
1,2,3-Trichlorobenzene	ND ug/L		5.0	1		12/17/11 10:15	87-61-6	
1,2,4-Trichlorobenzene	ND ug/L		5.0	1		12/17/11 10:15	120-82-1	
1,1,1-Trichloroethane	ND ug/L		5.0	1		12/17/11 10:15	71-55-6	
1,1,2-Trichloroethane	ND ug/L		5.0	1		12/17/11 10:15	79-00-5	
Trichloroethene	ND ug/L		5.0	1		12/17/11 10:15	79-01-6	

Date: 12/21/2011 02:22 PM

REPORT OF LABORATORY ANALYSIS

Page 10 of 20

This report shall not be reproduced, except in full,
without the written consent of Pace Analytical Services, Inc..

ANALYTICAL RESULTS

Project: West Vermont Street

Pace Project No.: 5055574

Sample: TRIP BLANK 2		Lab ID: 5055574006		Collected: 12/07/11 08:00	Received: 12/07/11 16:06	Matrix: Water		
Parameters	Results	Units	Report Limit	DF	Prepared	Analyzed	CAS No.	Qual
8260 MSV		Analytical Method: EPA 8260						
Trichlorofluoromethane	ND	ug/L	5.0	1		12/17/11 10:15	75-69-4	
1,1,2-Trichlorotrifluoroethane	ND	ug/L	5.0	1		12/17/11 10:15	76-13-1	
Vinyl chloride	ND	ug/L	2.0	1		12/17/11 10:15	75-01-4	
m&p-Xylene	ND	ug/L	5.0	1		12/17/11 10:15	179601-23-1	
o-Xylene	ND	ug/L	5.0	1		12/17/11 10:15	95-47-6	
Surrogates								
Dibromofluoromethane (S)	101 %.		83-123	1		12/17/11 10:15	1868-53-7	
4-Bromofluorobenzene (S)	97 %.		72-125	1		12/17/11 10:15	460-00-4	
Toluene-d8 (S)	97 %.		81-114	1		12/17/11 10:15	2037-26-5	

ANALYTICAL RESULTS

Project: West Vermont Street

Pace Project No.: 5055591

Sample: MVS-174S-120711-GW		Lab ID: 5055591001	Collected: 12/07/11 09:50	Received: 12/07/11 16:07	Matrix: Water			
Parameters	Results	Units	Report Limit	DF	Prepared	Analyzed	CAS No.	Qual
8260 MSV		Analytical Method: EPA 8260						
Acetone	ND ug/L		100	1		12/17/11 06:20	67-64-1	
Benzene	ND ug/L		5.0	1		12/17/11 06:20	71-43-2	
Bromochloromethane	ND ug/L		5.0	1		12/17/11 06:20	74-97-5	
Bromodichloromethane	ND ug/L		5.0	1		12/17/11 06:20	75-27-4	
Bromoform	ND ug/L		5.0	1		12/17/11 06:20	75-25-2	
Bromomethane	ND ug/L		5.0	1		12/17/11 06:20	74-83-9	
2-Butanone (MEK)	ND ug/L		25.0	1		12/17/11 06:20	78-93-3	
Carbon disulfide	ND ug/L		10.0	1		12/17/11 06:20	75-15-0	
Carbon tetrachloride	ND ug/L		5.0	1		12/17/11 06:20	56-23-5	
Chlorobenzene	ND ug/L		5.0	1		12/17/11 06:20	108-90-7	
Chloroethane	ND ug/L		5.0	1		12/17/11 06:20	75-00-3	
Chloroform	ND ug/L		5.0	1		12/17/11 06:20	67-66-3	
Chloromethane	ND ug/L		5.0	1		12/17/11 06:20	74-87-3	
Cyclohexane	ND ug/L		100	1		12/17/11 06:20	110-82-7	N2
1,2-Dibromo-3-chloropropane	ND ug/L		10.0	1		12/17/11 06:20	96-12-8	
Dibromochloromethane	ND ug/L		5.0	1		12/17/11 06:20	124-48-1	
1,2-Dibromoethane (EDB)	ND ug/L		5.0	1		12/17/11 06:20	106-93-4	
1,2-Dichlorobenzene	ND ug/L		5.0	1		12/17/11 06:20	95-50-1	
1,3-Dichlorobenzene	ND ug/L		5.0	1		12/17/11 06:20	541-73-1	
1,4-Dichlorobenzene	ND ug/L		5.0	1		12/17/11 06:20	106-46-7	
Dichlorodifluoromethane	ND ug/L		5.0	1		12/17/11 06:20	75-71-8	
1,1-Dichloroethane	ND ug/L		5.0	1		12/17/11 06:20	75-34-3	
1,2-Dichloroethane	ND ug/L		5.0	1		12/17/11 06:20	107-06-2	
1,1-Dichloroethene	ND ug/L		5.0	1		12/17/11 06:20	75-35-4	
cis-1,2-Dichloroethene	ND ug/L		5.0	1		12/17/11 06:20	156-59-2	
trans-1,2-Dichloroethene	ND ug/L		5.0	1		12/17/11 06:20	156-60-5	
1,2-Dichloropropane	ND ug/L		5.0	1		12/17/11 06:20	78-87-5	
cis-1,3-Dichloropropene	ND ug/L		5.0	1		12/17/11 06:20	10061-01-5	
trans-1,3-Dichloropropene	ND ug/L		5.0	1		12/17/11 06:20	10061-02-6	
1,4-Dioxane (p-Dioxane)	ND ug/L		100	1		12/17/11 06:20	123-91-1	N2
Ethylbenzene	ND ug/L		5.0	1		12/17/11 06:20	100-41-4	
2-Hexanone	ND ug/L		25.0	1		12/17/11 06:20	591-78-6	
Isopropylbenzene (Cumene)	ND ug/L		5.0	1		12/17/11 06:20	98-82-8	
Methyl acetate	ND ug/L		50.0	1		12/17/11 06:20	79-20-9	N2
Methylcyclohexane	ND ug/L		50.0	1		12/17/11 06:20	108-87-2	N2
Methylene Chloride	ND ug/L		5.0	1		12/17/11 06:20	75-09-2	
4-Methyl-2-pentanone (MIBK)	ND ug/L		25.0	1		12/17/11 06:20	108-10-1	
Methyl-tert-butyl ether	ND ug/L		4.0	1		12/17/11 06:20	1634-04-4	
Styrene	ND ug/L		5.0	1		12/17/11 06:20	100-42-5	
1,1,2,2-Tetrachloroethane	ND ug/L		5.0	1		12/17/11 06:20	79-34-5	
Tetrachloroethene	ND ug/L		5.0	1		12/17/11 06:20	127-18-4	
Toluene	ND ug/L		5.0	1		12/17/11 06:20	108-88-3	
1,2,3-Trichlorobenzene	ND ug/L		5.0	1		12/17/11 06:20	87-61-6	
1,2,4-Trichlorobenzene	ND ug/L		5.0	1		12/17/11 06:20	120-82-1	
1,1,1-Trichloroethane	ND ug/L		5.0	1		12/17/11 06:20	71-55-6	
1,1,2-Trichloroethane	ND ug/L		5.0	1		12/17/11 06:20	79-00-5	
Trichloroethene	ND ug/L		5.0	1		12/17/11 06:20	79-01-6	

Date: 12/20/2011 12:43 PM

REPORT OF LABORATORY ANALYSIS

Page 4 of 22

This report shall not be reproduced, except in full,
without the written consent of Pace Analytical Services, Inc..

ANALYTICAL RESULTS

Project: West Vermont Street

Pace Project No.: 5055591

Sample: MVS-174S-120711-GW		Lab ID: 5055591001	Collected: 12/07/11 09:50	Received: 12/07/11 16:07	Matrix: Water			
Parameters	Results	Units	Report Limit	DF	Prepared	Analyzed	CAS No.	Qual
8260 MSV		Analytical Method: EPA 8260						
Trichlorofluoromethane	ND	ug/L	5.0	1		12/17/11 06:20	75-69-4	
1,1,2-Trichlorotrifluoroethane	ND	ug/L	5.0	1		12/17/11 06:20	76-13-1	
Vinyl chloride	ND	ug/L	2.0	1		12/17/11 06:20	75-01-4	
m&p-Xylene	ND	ug/L	5.0	1		12/17/11 06:20	179601-23-1	
o-Xylene	ND	ug/L	5.0	1		12/17/11 06:20	95-47-6	
Surrogates								
Dibromofluoromethane (S)	100 %.		83-123	1		12/17/11 06:20	1868-53-7	
4-Bromofluorobenzene (S)	99 %.		72-125	1		12/17/11 06:20	460-00-4	
Toluene-d8 (S)	97 %.		81-114	1		12/17/11 06:20	2037-26-5	

ANALYTICAL RESULTS

Project: West Vermont Street

Pace Project No.: 5055591

Sample: MVS-174D-120711-GW	Lab ID: 5055591002	Collected: 12/07/11 10:50	Received: 12/07/11 16:07	Matrix: Water				
Parameters	Results	Units	Report Limit	DF	Prepared	Analyzed	CAS No.	Qual
8260 MSV		Analytical Method: EPA 8260						
Acetone	ND	ug/L	100	1		12/17/11 06:53	67-64-1	
Benzene	ND	ug/L	5.0	1		12/17/11 06:53	71-43-2	
Bromochloromethane	ND	ug/L	5.0	1		12/17/11 06:53	74-97-5	
Bromodichloromethane	ND	ug/L	5.0	1		12/17/11 06:53	75-27-4	
Bromoform	ND	ug/L	5.0	1		12/17/11 06:53	75-25-2	
Bromomethane	ND	ug/L	5.0	1		12/17/11 06:53	74-83-9	
2-Butanone (MEK)	ND	ug/L	25.0	1		12/17/11 06:53	78-93-3	
Carbon disulfide	ND	ug/L	10.0	1		12/17/11 06:53	75-15-0	
Carbon tetrachloride	ND	ug/L	5.0	1		12/17/11 06:53	56-23-5	
Chlorobenzene	ND	ug/L	5.0	1		12/17/11 06:53	108-90-7	
Chloroethane	ND	ug/L	5.0	1		12/17/11 06:53	75-00-3	
Chloroform	ND	ug/L	5.0	1		12/17/11 06:53	67-66-3	
Chloromethane	ND	ug/L	5.0	1		12/17/11 06:53	74-87-3	
Cyclohexane	ND	ug/L	100	1		12/17/11 06:53	110-82-7	N2
1,2-Dibromo-3-chloropropane	ND	ug/L	10.0	1		12/17/11 06:53	96-12-8	
Dibromochloromethane	ND	ug/L	5.0	1		12/17/11 06:53	124-48-1	
1,2-Dibromoethane (EDB)	ND	ug/L	5.0	1		12/17/11 06:53	106-93-4	
1,2-Dichlorobenzene	ND	ug/L	5.0	1		12/17/11 06:53	95-50-1	
1,3-Dichlorobenzene	ND	ug/L	5.0	1		12/17/11 06:53	541-73-1	
1,4-Dichlorobenzene	ND	ug/L	5.0	1		12/17/11 06:53	106-46-7	
Dichlorodifluoromethane	ND	ug/L	5.0	1		12/17/11 06:53	75-71-8	
1,1-Dichloroethane	ND	ug/L	5.0	1		12/17/11 06:53	75-34-3	
1,2-Dichloroethane	ND	ug/L	5.0	1		12/17/11 06:53	107-06-2	
1,1-Dichloroethene	ND	ug/L	5.0	1		12/17/11 06:53	75-35-4	
cis-1,2-Dichloroethene	10.9	ug/L	5.0	1		12/17/11 06:53	156-59-2	
trans-1,2-Dichloroethene	ND	ug/L	5.0	1		12/17/11 06:53	156-60-5	
1,2-Dichloropropane	ND	ug/L	5.0	1		12/17/11 06:53	78-87-5	
cis-1,3-Dichloropropene	ND	ug/L	5.0	1		12/17/11 06:53	10061-01-5	
trans-1,3-Dichloropropene	ND	ug/L	5.0	1		12/17/11 06:53	10061-02-6	
1,4-Dioxane (p-Dioxane)	ND	ug/L	100	1		12/17/11 06:53	123-91-1	N2
Ethylbenzene	ND	ug/L	5.0	1		12/17/11 06:53	100-41-4	
2-Hexanone	ND	ug/L	25.0	1		12/17/11 06:53	591-78-6	
Isopropylbenzene (Cumene)	ND	ug/L	5.0	1		12/17/11 06:53	98-82-8	
Methyl acetate	ND	ug/L	50.0	1		12/17/11 06:53	79-20-9	N2
Methylcyclohexane	ND	ug/L	50.0	1		12/17/11 06:53	108-87-2	N2
Methylene Chloride	ND	ug/L	5.0	1		12/17/11 06:53	75-09-2	
4-Methyl-2-pentanone (MIBK)	ND	ug/L	25.0	1		12/17/11 06:53	108-10-1	
Methyl-tert-butyl ether	ND	ug/L	4.0	1		12/17/11 06:53	1634-04-4	
Styrene	ND	ug/L	5.0	1		12/17/11 06:53	100-42-5	
1,1,2,2-Tetrachloroethane	ND	ug/L	5.0	1		12/17/11 06:53	79-34-5	
Tetrachloroethene	ND	ug/L	5.0	1		12/17/11 06:53	127-18-4	
Toluene	ND	ug/L	5.0	1		12/17/11 06:53	108-88-3	
1,2,3-Trichlorobenzene	ND	ug/L	5.0	1		12/17/11 06:53	87-61-6	
1,2,4-Trichlorobenzene	ND	ug/L	5.0	1		12/17/11 06:53	120-82-1	
1,1,1-Trichloroethane	ND	ug/L	5.0	1		12/17/11 06:53	71-55-6	
1,1,2-Trichloroethane	ND	ug/L	5.0	1		12/17/11 06:53	79-00-5	
Trichloroethene	ND	ug/L	5.0	1		12/17/11 06:53	79-01-6	

Date: 12/20/2011 12:43 PM

REPORT OF LABORATORY ANALYSIS

Page 6 of 22

This report shall not be reproduced, except in full,
without the written consent of Pace Analytical Services, Inc..

ANALYTICAL RESULTS

Project: West Vermont Street

Pace Project No.: 5055591

Sample: MVS-174D-120711-GW		Lab ID: 5055591002	Collected: 12/07/11 10:50	Received: 12/07/11 16:07	Matrix: Water			
Parameters	Results	Units	Report Limit	DF	Prepared	Analyzed	CAS No.	Qual
8260 MSV		Analytical Method: EPA 8260						
Trichlorofluoromethane	ND	ug/L	5.0	1		12/17/11 06:53	75-69-4	
1,1,2-Trichlorotrifluoroethane	ND	ug/L	5.0	1		12/17/11 06:53	76-13-1	
Vinyl chloride	ND	ug/L	2.0	1		12/17/11 06:53	75-01-4	
m&p-Xylene	ND	ug/L	5.0	1		12/17/11 06:53	179601-23-1	
o-Xylene	ND	ug/L	5.0	1		12/17/11 06:53	95-47-6	
Surrogates								
Dibromofluoromethane (S)	98 %.		83-123	1		12/17/11 06:53	1868-53-7	
4-Bromofluorobenzene (S)	97 %.		72-125	1		12/17/11 06:53	460-00-4	
Toluene-d8 (S)	97 %.		81-114	1		12/17/11 06:53	2037-26-5	

ANALYTICAL RESULTS

Project: West Vermont Street

Pace Project No.: 5055591

Sample: MVS-MW145-120711-GW	Lab ID: 5055591003	Collected: 12/07/11 12:20	Received: 12/07/11 16:07	Matrix: Water				
Parameters	Results	Units	Report Limit	DF	Prepared	Analyzed	CAS No.	Qual
8260 MSV		Analytical Method: EPA 8260						
Acetone	ND	ug/L	100	1		12/17/11 07:27	67-64-1	
Benzene	ND	ug/L	5.0	1		12/17/11 07:27	71-43-2	
Bromochloromethane	ND	ug/L	5.0	1		12/17/11 07:27	74-97-5	
Bromodichloromethane	ND	ug/L	5.0	1		12/17/11 07:27	75-27-4	
Bromoform	ND	ug/L	5.0	1		12/17/11 07:27	75-25-2	
Bromomethane	ND	ug/L	5.0	1		12/17/11 07:27	74-83-9	
2-Butanone (MEK)	ND	ug/L	25.0	1		12/17/11 07:27	78-93-3	
Carbon disulfide	ND	ug/L	10.0	1		12/17/11 07:27	75-15-0	
Carbon tetrachloride	ND	ug/L	5.0	1		12/17/11 07:27	56-23-5	
Chlorobenzene	ND	ug/L	5.0	1		12/17/11 07:27	108-90-7	
Chloroethane	ND	ug/L	5.0	1		12/17/11 07:27	75-00-3	
Chloroform	ND	ug/L	5.0	1		12/17/11 07:27	67-66-3	
Chloromethane	ND	ug/L	5.0	1		12/17/11 07:27	74-87-3	
Cyclohexane	ND	ug/L	100	1		12/17/11 07:27	110-82-7	N2
1,2-Dibromo-3-chloropropane	ND	ug/L	10.0	1		12/17/11 07:27	96-12-8	
Dibromochloromethane	ND	ug/L	5.0	1		12/17/11 07:27	124-48-1	
1,2-Dibromoethane (EDB)	ND	ug/L	5.0	1		12/17/11 07:27	106-93-4	
1,2-Dichlorobenzene	ND	ug/L	5.0	1		12/17/11 07:27	95-50-1	
1,3-Dichlorobenzene	ND	ug/L	5.0	1		12/17/11 07:27	541-73-1	
1,4-Dichlorobenzene	ND	ug/L	5.0	1		12/17/11 07:27	106-46-7	
Dichlorodifluoromethane	ND	ug/L	5.0	1		12/17/11 07:27	75-71-8	
1,1-Dichloroethane	ND	ug/L	5.0	1		12/17/11 07:27	75-34-3	
1,2-Dichloroethane	ND	ug/L	5.0	1		12/17/11 07:27	107-06-2	
1,1-Dichloroethene	ND	ug/L	5.0	1		12/17/11 07:27	75-35-4	
cis-1,2-Dichloroethene	46.9	ug/L	5.0	1		12/17/11 07:27	156-59-2	
trans-1,2-Dichloroethene	ND	ug/L	5.0	1		12/17/11 07:27	156-60-5	
1,2-Dichloropropane	ND	ug/L	5.0	1		12/17/11 07:27	78-87-5	
cis-1,3-Dichloropropene	ND	ug/L	5.0	1		12/17/11 07:27	10061-01-5	
trans-1,3-Dichloropropene	ND	ug/L	5.0	1		12/17/11 07:27	10061-02-6	
1,4-Dioxane (p-Dioxane)	ND	ug/L	100	1		12/17/11 07:27	123-91-1	N2
Ethylbenzene	ND	ug/L	5.0	1		12/17/11 07:27	100-41-4	
2-Hexanone	ND	ug/L	25.0	1		12/17/11 07:27	591-78-6	
Isopropylbenzene (Cumene)	ND	ug/L	5.0	1		12/17/11 07:27	98-82-8	
Methyl acetate	ND	ug/L	50.0	1		12/17/11 07:27	79-20-9	N2
Methylcyclohexane	ND	ug/L	50.0	1		12/17/11 07:27	108-87-2	N2
Methylene Chloride	ND	ug/L	5.0	1		12/17/11 07:27	75-09-2	
4-Methyl-2-pentanone (MIBK)	ND	ug/L	25.0	1		12/17/11 07:27	108-10-1	
Methyl-tert-butyl ether	ND	ug/L	4.0	1		12/17/11 07:27	1634-04-4	
Styrene	ND	ug/L	5.0	1		12/17/11 07:27	100-42-5	
1,1,2,2-Tetrachloroethane	ND	ug/L	5.0	1		12/17/11 07:27	79-34-5	
Tetrachloroethene	ND	ug/L	5.0	1		12/17/11 07:27	127-18-4	
Toluene	ND	ug/L	5.0	1		12/17/11 07:27	108-88-3	
1,2,3-Trichlorobenzene	ND	ug/L	5.0	1		12/17/11 07:27	87-61-6	
1,2,4-Trichlorobenzene	ND	ug/L	5.0	1		12/17/11 07:27	120-82-1	
1,1,1-Trichloroethane	ND	ug/L	5.0	1		12/17/11 07:27	71-55-6	
1,1,2-Trichloroethane	ND	ug/L	5.0	1		12/17/11 07:27	79-00-5	
Trichloroethene	ND	ug/L	5.0	1		12/17/11 07:27	79-01-6	

Date: 12/20/2011 12:43 PM

REPORT OF LABORATORY ANALYSIS

Page 8 of 22

This report shall not be reproduced, except in full,
without the written consent of Pace Analytical Services, Inc..

ANALYTICAL RESULTS

Project: West Vermont Street

Pace Project No.: 5055591

Sample: MVS-MW145-120711-GW		Lab ID: 5055591003	Collected: 12/07/11 12:20	Received: 12/07/11 16:07	Matrix: Water			
Parameters	Results	Units	Report Limit	DF	Prepared	Analyzed	CAS No.	Qual
8260 MSV		Analytical Method: EPA 8260						
Trichlorofluoromethane	ND	ug/L	5.0	1		12/17/11 07:27	75-69-4	
1,1,2-Trichlorotrifluoroethane	ND	ug/L	5.0	1		12/17/11 07:27	76-13-1	
Vinyl chloride	6.1	ug/L	2.0	1		12/17/11 07:27	75-01-4	
m&p-Xylene	ND	ug/L	5.0	1		12/17/11 07:27	179601-23-1	
o-Xylene	ND	ug/L	5.0	1		12/17/11 07:27	95-47-6	
Surrogates								
Dibromofluoromethane (S)	101 %.		83-123	1		12/17/11 07:27	1868-53-7	
4-Bromofluorobenzene (S)	101 %.		72-125	1		12/17/11 07:27	460-00-4	
Toluene-d8 (S)	100 %.		81-114	1		12/17/11 07:27	2037-26-5	

ANALYTICAL RESULTS

Project: West Vermont Street

Pace Project No.: 5055591

Sample: MVS-MW148R-120711-GW Lab ID: 5055591004 Collected: 12/07/11 13:30 Received: 12/07/11 16:07 Matrix: Water

Parameters	Results	Units	Report Limit	DF	Prepared	Analyzed	CAS No.	Qual
8260 MSV		Analytical Method: EPA 8260						
Acetone	ND	ug/L	100	1		12/17/11 08:00	67-64-1	
Benzene	ND	ug/L	5.0	1		12/17/11 08:00	71-43-2	
Bromochloromethane	ND	ug/L	5.0	1		12/17/11 08:00	74-97-5	
Bromodichloromethane	ND	ug/L	5.0	1		12/17/11 08:00	75-27-4	
Bromoform	ND	ug/L	5.0	1		12/17/11 08:00	75-25-2	
Bromomethane	ND	ug/L	5.0	1		12/17/11 08:00	74-83-9	
2-Butanone (MEK)	ND	ug/L	25.0	1		12/17/11 08:00	78-93-3	
Carbon disulfide	ND	ug/L	10.0	1		12/17/11 08:00	75-15-0	
Carbon tetrachloride	ND	ug/L	5.0	1		12/17/11 08:00	56-23-5	
Chlorobenzene	ND	ug/L	5.0	1		12/17/11 08:00	108-90-7	
Chloroethane	ND	ug/L	5.0	1		12/17/11 08:00	75-00-3	
Chloroform	ND	ug/L	5.0	1		12/17/11 08:00	67-66-3	
Chloromethane	ND	ug/L	5.0	1		12/17/11 08:00	74-87-3	
Cyclohexane	ND	ug/L	100	1		12/17/11 08:00	110-82-7	N2
1,2-Dibromo-3-chloropropane	ND	ug/L	10.0	1		12/17/11 08:00	96-12-8	
Dibromochloromethane	ND	ug/L	5.0	1		12/17/11 08:00	124-48-1	
1,2-Dibromoethane (EDB)	ND	ug/L	5.0	1		12/17/11 08:00	106-93-4	
1,2-Dichlorobenzene	ND	ug/L	5.0	1		12/17/11 08:00	95-50-1	
1,3-Dichlorobenzene	ND	ug/L	5.0	1		12/17/11 08:00	541-73-1	
1,4-Dichlorobenzene	ND	ug/L	5.0	1		12/17/11 08:00	106-46-7	
Dichlorodifluoromethane	ND	ug/L	5.0	1		12/17/11 08:00	75-71-8	
1,1-Dichloroethane	ND	ug/L	5.0	1		12/17/11 08:00	75-34-3	
1,2-Dichloroethane	ND	ug/L	5.0	1		12/17/11 08:00	107-06-2	
1,1-Dichloroethene	ND	ug/L	5.0	1		12/17/11 08:00	75-35-4	
cis-1,2-Dichloroethene	127	ug/L	5.0	1		12/17/11 08:00	156-59-2	
trans-1,2-Dichloroethene	8.9	ug/L	5.0	1		12/17/11 08:00	156-60-5	
1,2-Dichloropropane	ND	ug/L	5.0	1		12/17/11 08:00	78-87-5	
cis-1,3-Dichloropropene	ND	ug/L	5.0	1		12/17/11 08:00	10061-01-5	
trans-1,3-Dichloropropene	ND	ug/L	5.0	1		12/17/11 08:00	10061-02-6	
1,4-Dioxane (p-Dioxane)	ND	ug/L	100	1		12/17/11 08:00	123-91-1	N2
Ethylbenzene	ND	ug/L	5.0	1		12/17/11 08:00	100-41-4	
2-Hexanone	ND	ug/L	25.0	1		12/17/11 08:00	591-78-6	
Isopropylbenzene (Cumene)	ND	ug/L	5.0	1		12/17/11 08:00	98-82-8	
Methyl acetate	ND	ug/L	50.0	1		12/17/11 08:00	79-20-9	N2
Methylcyclohexane	ND	ug/L	50.0	1		12/17/11 08:00	108-87-2	N2
Methylene Chloride	ND	ug/L	5.0	1		12/17/11 08:00	75-09-2	
4-Methyl-2-pentanone (MIBK)	ND	ug/L	25.0	1		12/17/11 08:00	108-10-1	
Methyl-tert-butyl ether	ND	ug/L	4.0	1		12/17/11 08:00	1634-04-4	
Styrene	ND	ug/L	5.0	1		12/17/11 08:00	100-42-5	
1,1,2,2-Tetrachloroethane	ND	ug/L	5.0	1		12/17/11 08:00	79-34-5	
Tetrachloroethene	ND	ug/L	5.0	1		12/17/11 08:00	127-18-4	
Toluene	ND	ug/L	5.0	1		12/17/11 08:00	108-88-3	
1,2,3-Trichlorobenzene	ND	ug/L	5.0	1		12/17/11 08:00	87-61-6	
1,2,4-Trichlorobenzene	ND	ug/L	5.0	1		12/17/11 08:00	120-82-1	
1,1,1-Trichloroethane	ND	ug/L	5.0	1		12/17/11 08:00	71-55-6	
1,1,2-Trichloroethane	ND	ug/L	5.0	1		12/17/11 08:00	79-00-5	
Trichloroethene	110	ug/L	5.0	1		12/17/11 08:00	79-01-6	

Date: 12/20/2011 12:43 PM

REPORT OF LABORATORY ANALYSIS

Page 10 of 22

This report shall not be reproduced, except in full,
without the written consent of Pace Analytical Services, Inc..

ANALYTICAL RESULTS

Project: West Vermont Street

Pace Project No.: 5055591

Sample: MVS-MW148R-120711-GW		Lab ID: 5055591004		Collected: 12/07/11 13:30	Received: 12/07/11 16:07	Matrix: Water		
Parameters	Results	Units	Report Limit	DF	Prepared	Analyzed	CAS No.	Qual
8260 MSV		Analytical Method: EPA 8260						
Trichlorofluoromethane	ND ug/L		5.0	1		12/17/11 08:00	75-69-4	
1,1,2-Trichlorotrifluoroethane	ND ug/L		5.0	1		12/17/11 08:00	76-13-1	
Vinyl chloride	ND ug/L		2.0	1		12/17/11 08:00	75-01-4	
m&p-Xylene	ND ug/L		5.0	1		12/17/11 08:00	179601-23-1	
o-Xylene	ND ug/L		5.0	1		12/17/11 08:00	95-47-6	
Surrogates								
Dibromofluoromethane (S)	99 %.		83-123	1		12/17/11 08:00	1868-53-7	
4-Bromofluorobenzene (S)	100 %.		72-125	1		12/17/11 08:00	460-00-4	
Toluene-d8 (S)	101 %.		81-114	1		12/17/11 08:00	2037-26-5	

ANALYTICAL RESULTS

Project: West Vermont Street

Pace Project No.: 5055591

Sample: MVS-MW161-120711-GW	Lab ID: 5055591005	Collected: 12/07/11 14:55	Received: 12/07/11 16:07	Matrix: Water				
Parameters	Results	Units	Report Limit	DF	Prepared	Analyzed	CAS No.	Qual
8260 MSV		Analytical Method: EPA 8260						
Acetone	ND ug/L		100	1		12/17/11 08:34	67-64-1	
Benzene	ND ug/L		5.0	1		12/17/11 08:34	71-43-2	
Bromochloromethane	ND ug/L		5.0	1		12/17/11 08:34	74-97-5	
Bromodichloromethane	ND ug/L		5.0	1		12/17/11 08:34	75-27-4	
Bromoform	ND ug/L		5.0	1		12/17/11 08:34	75-25-2	
Bromomethane	ND ug/L		5.0	1		12/17/11 08:34	74-83-9	
2-Butanone (MEK)	ND ug/L		25.0	1		12/17/11 08:34	78-93-3	
Carbon disulfide	ND ug/L		10.0	1		12/17/11 08:34	75-15-0	
Carbon tetrachloride	ND ug/L		5.0	1		12/17/11 08:34	56-23-5	
Chlorobenzene	ND ug/L		5.0	1		12/17/11 08:34	108-90-7	
Chloroethane	ND ug/L		5.0	1		12/17/11 08:34	75-00-3	
Chloroform	ND ug/L		5.0	1		12/17/11 08:34	67-66-3	
Chloromethane	ND ug/L		5.0	1		12/17/11 08:34	74-87-3	
Cyclohexane	ND ug/L		100	1		12/17/11 08:34	110-82-7	N2
1,2-Dibromo-3-chloropropane	ND ug/L		10.0	1		12/17/11 08:34	96-12-8	
Dibromochloromethane	ND ug/L		5.0	1		12/17/11 08:34	124-48-1	
1,2-Dibromoethane (EDB)	ND ug/L		5.0	1		12/17/11 08:34	106-93-4	
1,2-Dichlorobenzene	ND ug/L		5.0	1		12/17/11 08:34	95-50-1	
1,3-Dichlorobenzene	ND ug/L		5.0	1		12/17/11 08:34	541-73-1	
1,4-Dichlorobenzene	ND ug/L		5.0	1		12/17/11 08:34	106-46-7	
Dichlorodifluoromethane	ND ug/L		5.0	1		12/17/11 08:34	75-71-8	
1,1-Dichloroethane	ND ug/L		5.0	1		12/17/11 08:34	75-34-3	
1,2-Dichloroethane	ND ug/L		5.0	1		12/17/11 08:34	107-06-2	
1,1-Dichloroethene	ND ug/L		5.0	1		12/17/11 08:34	75-35-4	
cis-1,2-Dichloroethene	ND ug/L		5.0	1		12/17/11 08:34	156-59-2	
trans-1,2-Dichloroethene	ND ug/L		5.0	1		12/17/11 08:34	156-60-5	
1,2-Dichloropropane	ND ug/L		5.0	1		12/17/11 08:34	78-87-5	
cis-1,3-Dichloropropene	ND ug/L		5.0	1		12/17/11 08:34	10061-01-5	
trans-1,3-Dichloropropene	ND ug/L		5.0	1		12/17/11 08:34	10061-02-6	
1,4-Dioxane (p-Dioxane)	ND ug/L		100	1		12/17/11 08:34	123-91-1	N2
Ethylbenzene	ND ug/L		5.0	1		12/17/11 08:34	100-41-4	
2-Hexanone	ND ug/L		25.0	1		12/17/11 08:34	591-78-6	
Isopropylbenzene (Cumene)	ND ug/L		5.0	1		12/17/11 08:34	98-82-8	
Methyl acetate	ND ug/L		50.0	1		12/17/11 08:34	79-20-9	N2
Methylcyclohexane	ND ug/L		50.0	1		12/17/11 08:34	108-87-2	N2
Methylene Chloride	ND ug/L		5.0	1		12/17/11 08:34	75-09-2	
4-Methyl-2-pentanone (MIBK)	ND ug/L		25.0	1		12/17/11 08:34	108-10-1	
Methyl-tert-butyl ether	ND ug/L		4.0	1		12/17/11 08:34	1634-04-4	
Styrene	ND ug/L		5.0	1		12/17/11 08:34	100-42-5	
1,1,2,2-Tetrachloroethane	ND ug/L		5.0	1		12/17/11 08:34	79-34-5	
Tetrachloroethene	ND ug/L		5.0	1		12/17/11 08:34	127-18-4	
Toluene	ND ug/L		5.0	1		12/17/11 08:34	108-88-3	
1,2,3-Trichlorobenzene	ND ug/L		5.0	1		12/17/11 08:34	87-61-6	
1,2,4-Trichlorobenzene	ND ug/L		5.0	1		12/17/11 08:34	120-82-1	
1,1,1-Trichloroethane	ND ug/L		5.0	1		12/17/11 08:34	71-55-6	
1,1,2-Trichloroethane	ND ug/L		5.0	1		12/17/11 08:34	79-00-5	
Trichloroethene	ND ug/L		5.0	1		12/17/11 08:34	79-01-6	

Date: 12/20/2011 12:43 PM

REPORT OF LABORATORY ANALYSIS

Page 12 of 22

This report shall not be reproduced, except in full,
without the written consent of Pace Analytical Services, Inc..

ANALYTICAL RESULTS

Project: West Vermont Street

Pace Project No.: 5055591

Sample: MVS-MW161-120711-GW		Lab ID: 5055591005		Collected: 12/07/11 14:55	Received: 12/07/11 16:07	Matrix: Water		
Parameters	Results	Units	Report Limit	DF	Prepared	Analyzed	CAS No.	Qual
8260 MSV		Analytical Method: EPA 8260						
Trichlorofluoromethane	ND ug/L		5.0	1		12/17/11 08:34	75-69-4	
1,1,2-Trichlorotrifluoroethane	ND ug/L		5.0	1		12/17/11 08:34	76-13-1	
Vinyl chloride	ND ug/L		2.0	1		12/17/11 08:34	75-01-4	
m&p-Xylene	ND ug/L		5.0	1		12/17/11 08:34	179601-23-1	
o-Xylene	ND ug/L		5.0	1		12/17/11 08:34	95-47-6	
Surrogates								
Dibromofluoromethane (S)	99 %.		83-123	1		12/17/11 08:34	1868-53-7	
4-Bromofluorobenzene (S)	99 %.		72-125	1		12/17/11 08:34	460-00-4	
Toluene-d8 (S)	99 %.		81-114	1		12/17/11 08:34	2037-26-5	

ANALYTICAL RESULTS

Project: West Vermont Street

Pace Project No.: 5055591

Sample: MVS-MW161-120711-GW-DP **Lab ID:** 5055591006 Collected: 12/07/11 15:00 Received: 12/07/11 16:07 Matrix: Water

Parameters	Results	Units	Report Limit	DF	Prepared	Analyzed	CAS No.	Qual
8260 MSV		Analytical Method: EPA 8260						
Acetone	ND	ug/L	100	1		12/17/11 09:07	67-64-1	
Benzene	ND	ug/L	5.0	1		12/17/11 09:07	71-43-2	
Bromochloromethane	ND	ug/L	5.0	1		12/17/11 09:07	74-97-5	
Bromodichloromethane	ND	ug/L	5.0	1		12/17/11 09:07	75-27-4	
Bromoform	ND	ug/L	5.0	1		12/17/11 09:07	75-25-2	
Bromomethane	ND	ug/L	5.0	1		12/17/11 09:07	74-83-9	
2-Butanone (MEK)	ND	ug/L	25.0	1		12/17/11 09:07	78-93-3	
Carbon disulfide	ND	ug/L	10.0	1		12/17/11 09:07	75-15-0	
Carbon tetrachloride	ND	ug/L	5.0	1		12/17/11 09:07	56-23-5	
Chlorobenzene	ND	ug/L	5.0	1		12/17/11 09:07	108-90-7	
Chloroethane	ND	ug/L	5.0	1		12/17/11 09:07	75-00-3	
Chloroform	ND	ug/L	5.0	1		12/17/11 09:07	67-66-3	
Chloromethane	ND	ug/L	5.0	1		12/17/11 09:07	74-87-3	
Cyclohexane	ND	ug/L	100	1		12/17/11 09:07	110-82-7	N2
1,2-Dibromo-3-chloropropane	ND	ug/L	10.0	1		12/17/11 09:07	96-12-8	
Dibromochloromethane	ND	ug/L	5.0	1		12/17/11 09:07	124-48-1	
1,2-Dibromoethane (EDB)	ND	ug/L	5.0	1		12/17/11 09:07	106-93-4	
1,2-Dichlorobenzene	ND	ug/L	5.0	1		12/17/11 09:07	95-50-1	
1,3-Dichlorobenzene	ND	ug/L	5.0	1		12/17/11 09:07	541-73-1	
1,4-Dichlorobenzene	ND	ug/L	5.0	1		12/17/11 09:07	106-46-7	
Dichlorodifluoromethane	ND	ug/L	5.0	1		12/17/11 09:07	75-71-8	
1,1-Dichloroethane	ND	ug/L	5.0	1		12/17/11 09:07	75-34-3	
1,2-Dichloroethane	ND	ug/L	5.0	1		12/17/11 09:07	107-06-2	
1,1-Dichloroethene	ND	ug/L	5.0	1		12/17/11 09:07	75-35-4	
cis-1,2-Dichloroethene	ND	ug/L	5.0	1		12/17/11 09:07	156-59-2	
trans-1,2-Dichloroethene	ND	ug/L	5.0	1		12/17/11 09:07	156-60-5	
1,2-Dichloropropane	ND	ug/L	5.0	1		12/17/11 09:07	78-87-5	
cis-1,3-Dichloropropene	ND	ug/L	5.0	1		12/17/11 09:07	10061-01-5	
trans-1,3-Dichloropropene	ND	ug/L	5.0	1		12/17/11 09:07	10061-02-6	
1,4-Dioxane (p-Dioxane)	ND	ug/L	100	1		12/17/11 09:07	123-91-1	N2
Ethylbenzene	ND	ug/L	5.0	1		12/17/11 09:07	100-41-4	
2-Hexanone	ND	ug/L	25.0	1		12/17/11 09:07	591-78-6	
Isopropylbenzene (Cumene)	ND	ug/L	5.0	1		12/17/11 09:07	98-82-8	
Methyl acetate	ND	ug/L	50.0	1		12/17/11 09:07	79-20-9	N2
Methylcyclohexane	ND	ug/L	50.0	1		12/17/11 09:07	108-87-2	N2
Methylene Chloride	ND	ug/L	5.0	1		12/17/11 09:07	75-09-2	
4-Methyl-2-pentanone (MIBK)	ND	ug/L	25.0	1		12/17/11 09:07	108-10-1	
Methyl-tert-butyl ether	ND	ug/L	4.0	1		12/17/11 09:07	1634-04-4	
Styrene	ND	ug/L	5.0	1		12/17/11 09:07	100-42-5	
1,1,2,2-Tetrachloroethane	ND	ug/L	5.0	1		12/17/11 09:07	79-34-5	
Tetrachloroethene	ND	ug/L	5.0	1		12/17/11 09:07	127-18-4	
Toluene	ND	ug/L	5.0	1		12/17/11 09:07	108-88-3	
1,2,3-Trichlorobenzene	ND	ug/L	5.0	1		12/17/11 09:07	87-61-6	
1,2,4-Trichlorobenzene	ND	ug/L	5.0	1		12/17/11 09:07	120-82-1	
1,1,1-Trichloroethane	ND	ug/L	5.0	1		12/17/11 09:07	71-55-6	
1,1,2-Trichloroethane	ND	ug/L	5.0	1		12/17/11 09:07	79-00-5	

ANALYTICAL RESULTS

Project: West Vermont Street

Pace Project No.: 5055591

Sample: MVS-MW161-120711-GW-DP **Lab ID:** 5055591006 Collected: 12/07/11 15:00 Received: 12/07/11 16:07 Matrix: Water

Parameters	Results	Units	Report Limit	DF	Prepared	Analyzed	CAS No.	Qual
8260 MSV		Analytical Method: EPA 8260						
Trichloroethene	ND	ug/L	5.0	1		12/17/11 09:07	79-01-6	
Trichlorofluoromethane	ND	ug/L	5.0	1		12/17/11 09:07	75-69-4	
1,1,2-Trichlorotrifluoroethane	ND	ug/L	5.0	1		12/17/11 09:07	76-13-1	
Vinyl chloride	ND	ug/L	2.0	1		12/17/11 09:07	75-01-4	
m&p-Xylene	ND	ug/L	5.0	1		12/17/11 09:07	179601-23-1	
o-Xylene	ND	ug/L	5.0	1		12/17/11 09:07	95-47-6	
Surrogates								
Dibromofluoromethane (S)	101 %.		83-123	1		12/17/11 09:07	1868-53-7	
4-Bromofluorobenzene (S)	98 %.		72-125	1		12/17/11 09:07	460-00-4	
Toluene-d8 (S)	99 %.		81-114	1		12/17/11 09:07	2037-26-5	

ANALYTICAL RESULTS

Project: West Vermont Street

Pace Project No.: 5055591

Sample: TRIP BLANK 1		Lab ID: 5055591007	Collected: 12/07/11 08:00	Received: 12/07/11 16:07	Matrix: Water				
Parameters	Results	Units	Report Limit	DF	Prepared	Analyzed	CAS No.	Qual	
8260 MSV		Analytical Method: EPA 8260							
Acetone	ND	ug/L	100	1		12/17/11 09:41	67-64-1		
Benzene	ND	ug/L	5.0	1		12/17/11 09:41	71-43-2		
Bromochloromethane	ND	ug/L	5.0	1		12/17/11 09:41	74-97-5		
Bromodichloromethane	ND	ug/L	5.0	1		12/17/11 09:41	75-27-4		
Bromoform	ND	ug/L	5.0	1		12/17/11 09:41	75-25-2		
Bromomethane	ND	ug/L	5.0	1		12/17/11 09:41	74-83-9		
2-Butanone (MEK)	ND	ug/L	25.0	1		12/17/11 09:41	78-93-3		
Carbon disulfide	ND	ug/L	10.0	1		12/17/11 09:41	75-15-0		
Carbon tetrachloride	ND	ug/L	5.0	1		12/17/11 09:41	56-23-5		
Chlorobenzene	ND	ug/L	5.0	1		12/17/11 09:41	108-90-7		
Chloroethane	ND	ug/L	5.0	1		12/17/11 09:41	75-00-3		
Chloroform	ND	ug/L	5.0	1		12/17/11 09:41	67-66-3		
Chloromethane	ND	ug/L	5.0	1		12/17/11 09:41	74-87-3		
Cyclohexane	ND	ug/L	100	1		12/17/11 09:41	110-82-7	N2	
1,2-Dibromo-3-chloropropane	ND	ug/L	10.0	1		12/17/11 09:41	96-12-8		
Dibromochloromethane	ND	ug/L	5.0	1		12/17/11 09:41	124-48-1		
1,2-Dibromoethane (EDB)	ND	ug/L	5.0	1		12/17/11 09:41	106-93-4		
1,2-Dichlorobenzene	ND	ug/L	5.0	1		12/17/11 09:41	95-50-1		
1,3-Dichlorobenzene	ND	ug/L	5.0	1		12/17/11 09:41	541-73-1		
1,4-Dichlorobenzene	ND	ug/L	5.0	1		12/17/11 09:41	106-46-7		
Dichlorodifluoromethane	ND	ug/L	5.0	1		12/17/11 09:41	75-71-8		
1,1-Dichloroethane	ND	ug/L	5.0	1		12/17/11 09:41	75-34-3		
1,2-Dichloroethane	ND	ug/L	5.0	1		12/17/11 09:41	107-06-2		
1,1-Dichloroethene	ND	ug/L	5.0	1		12/17/11 09:41	75-35-4		
cis-1,2-Dichloroethene	ND	ug/L	5.0	1		12/17/11 09:41	156-59-2		
trans-1,2-Dichloroethene	ND	ug/L	5.0	1		12/17/11 09:41	156-60-5		
1,2-Dichloropropane	ND	ug/L	5.0	1		12/17/11 09:41	78-87-5		
cis-1,3-Dichloropropene	ND	ug/L	5.0	1		12/17/11 09:41	10061-01-5		
trans-1,3-Dichloropropene	ND	ug/L	5.0	1		12/17/11 09:41	10061-02-6		
1,4-Dioxane (p-Dioxane)	ND	ug/L	100	1		12/17/11 09:41	123-91-1	N2	
Ethylbenzene	ND	ug/L	5.0	1		12/17/11 09:41	100-41-4		
2-Hexanone	ND	ug/L	25.0	1		12/17/11 09:41	591-78-6		
Isopropylbenzene (Cumene)	ND	ug/L	5.0	1		12/17/11 09:41	98-82-8		
Methyl acetate	ND	ug/L	50.0	1		12/17/11 09:41	79-20-9	N2	
Methylcyclohexane	ND	ug/L	50.0	1		12/17/11 09:41	108-87-2	N2	
Methylene Chloride	ND	ug/L	5.0	1		12/17/11 09:41	75-09-2		
4-Methyl-2-pentanone (MIBK)	ND	ug/L	25.0	1		12/17/11 09:41	108-10-1		
Methyl-tert-butyl ether	ND	ug/L	4.0	1		12/17/11 09:41	1634-04-4		
Styrene	ND	ug/L	5.0	1		12/17/11 09:41	100-42-5		
1,1,2,2-Tetrachloroethane	ND	ug/L	5.0	1		12/17/11 09:41	79-34-5		
Tetrachloroethene	ND	ug/L	5.0	1		12/17/11 09:41	127-18-4		
Toluene	ND	ug/L	5.0	1		12/17/11 09:41	108-88-3		
1,2,3-Trichlorobenzene	ND	ug/L	5.0	1		12/17/11 09:41	87-61-6		
1,2,4-Trichlorobenzene	ND	ug/L	5.0	1		12/17/11 09:41	120-82-1		
1,1,1-Trichloroethane	ND	ug/L	5.0	1		12/17/11 09:41	71-55-6		
1,1,2-Trichloroethane	ND	ug/L	5.0	1		12/17/11 09:41	79-00-5		
Trichloroethene	ND	ug/L	5.0	1		12/17/11 09:41	79-01-6		

Date: 12/20/2011 12:43 PM

REPORT OF LABORATORY ANALYSIS

Page 16 of 22

This report shall not be reproduced, except in full,
without the written consent of Pace Analytical Services, Inc..

ANALYTICAL RESULTS

Project: West Vermont Street

Pace Project No.: 5055591

Sample: TRIP BLANK 1		Lab ID: 5055591007	Collected: 12/07/11 08:00	Received: 12/07/11 16:07	Matrix: Water			
Parameters	Results	Units	Report Limit	DF	Prepared	Analyzed	CAS No.	Qual
8260 MSV		Analytical Method: EPA 8260						
Trichlorofluoromethane	ND ug/L		5.0	1		12/17/11 09:41	75-69-4	
1,1,2-Trichlorotrifluoroethane	ND ug/L		5.0	1		12/17/11 09:41	76-13-1	
Vinyl chloride	ND ug/L		2.0	1		12/17/11 09:41	75-01-4	
m&p-Xylene	ND ug/L		5.0	1		12/17/11 09:41	179601-23-1	
o-Xylene	ND ug/L		5.0	1		12/17/11 09:41	95-47-6	
Surrogates								
Dibromofluoromethane (S)	101 %.		83-123	1		12/17/11 09:41	1868-53-7	
4-Bromofluorobenzene (S)	100 %.		72-125	1		12/17/11 09:41	460-00-4	
Toluene-d8 (S)	98 %.		81-114	1		12/17/11 09:41	2037-26-5	

ANALYTICAL RESULTS

Project: West Vermont Street

Pace Project No.: 5055593

Sample: MVS-MMW166S-120711-GW **Lab ID:** 5055593001 Collected: 12/07/11 10:55 Received: 12/07/11 16:05 Matrix: Water

Parameters	Results	Units	Report Limit	DF	Prepared	Analyzed	CAS No.	Qual
8260 MSV		Analytical Method: EPA 8260						
Acetone	ND	ug/L	100	1		12/17/11 10:48	67-64-1	
Benzene	ND	ug/L	5.0	1		12/17/11 10:48	71-43-2	
Bromochloromethane	ND	ug/L	5.0	1		12/17/11 10:48	74-97-5	
Bromodichloromethane	ND	ug/L	5.0	1		12/17/11 10:48	75-27-4	
Bromoform	ND	ug/L	5.0	1		12/17/11 10:48	75-25-2	
Bromomethane	ND	ug/L	5.0	1		12/17/11 10:48	74-83-9	
2-Butanone (MEK)	ND	ug/L	25.0	1		12/17/11 10:48	78-93-3	
Carbon disulfide	ND	ug/L	10.0	1		12/17/11 10:48	75-15-0	
Carbon tetrachloride	ND	ug/L	5.0	1		12/17/11 10:48	56-23-5	
Chlorobenzene	ND	ug/L	5.0	1		12/17/11 10:48	108-90-7	
Chloroethane	ND	ug/L	5.0	1		12/17/11 10:48	75-00-3	
Chloroform	ND	ug/L	5.0	1		12/17/11 10:48	67-66-3	
Chloromethane	ND	ug/L	5.0	1		12/17/11 10:48	74-87-3	
Cyclohexane	ND	ug/L	100	1		12/17/11 10:48	110-82-7	N2
1,2-Dibromo-3-chloropropane	ND	ug/L	10.0	1		12/17/11 10:48	96-12-8	
Dibromochloromethane	ND	ug/L	5.0	1		12/17/11 10:48	124-48-1	
1,2-Dibromoethane (EDB)	ND	ug/L	5.0	1		12/17/11 10:48	106-93-4	
1,2-Dichlorobenzene	ND	ug/L	5.0	1		12/17/11 10:48	95-50-1	
1,3-Dichlorobenzene	ND	ug/L	5.0	1		12/17/11 10:48	541-73-1	
1,4-Dichlorobenzene	ND	ug/L	5.0	1		12/17/11 10:48	106-46-7	
Dichlorodifluoromethane	ND	ug/L	5.0	1		12/17/11 10:48	75-71-8	
1,1-Dichloroethane	ND	ug/L	5.0	1		12/17/11 10:48	75-34-3	
1,2-Dichloroethane	ND	ug/L	5.0	1		12/17/11 10:48	107-06-2	
1,1-Dichloroethene	ND	ug/L	5.0	1		12/17/11 10:48	75-35-4	
cis-1,2-Dichloroethene	98.8	ug/L	5.0	1		12/17/11 10:48	156-59-2	
trans-1,2-Dichloroethene	ND	ug/L	5.0	1		12/17/11 10:48	156-60-5	
1,2-Dichloropropane	ND	ug/L	5.0	1		12/17/11 10:48	78-87-5	
cis-1,3-Dichloropropene	ND	ug/L	5.0	1		12/17/11 10:48	10061-01-5	
trans-1,3-Dichloropropene	ND	ug/L	5.0	1		12/17/11 10:48	10061-02-6	
1,4-Dioxane (p-Dioxane)	ND	ug/L	100	1		12/17/11 10:48	123-91-1	N2
Ethylbenzene	ND	ug/L	5.0	1		12/17/11 10:48	100-41-4	
2-Hexanone	ND	ug/L	25.0	1		12/17/11 10:48	591-78-6	
Isopropylbenzene (Cumene)	ND	ug/L	5.0	1		12/17/11 10:48	98-82-8	
Methyl acetate	ND	ug/L	50.0	1		12/17/11 10:48	79-20-9	N2
Methylcyclohexane	ND	ug/L	50.0	1		12/17/11 10:48	108-87-2	N2
Methylene Chloride	ND	ug/L	5.0	1		12/17/11 10:48	75-09-2	
4-Methyl-2-pentanone (MIBK)	ND	ug/L	25.0	1		12/17/11 10:48	108-10-1	
Methyl-tert-butyl ether	ND	ug/L	4.0	1		12/17/11 10:48	1634-04-4	
Styrene	ND	ug/L	5.0	1		12/17/11 10:48	100-42-5	
1,1,2,2-Tetrachloroethane	ND	ug/L	5.0	1		12/17/11 10:48	79-34-5	
Tetrachloroethene	ND	ug/L	5.0	1		12/17/11 10:48	127-18-4	
Toluene	ND	ug/L	5.0	1		12/17/11 10:48	108-88-3	
1,2,3-Trichlorobenzene	ND	ug/L	5.0	1		12/17/11 10:48	87-61-6	
1,2,4-Trichlorobenzene	ND	ug/L	5.0	1		12/17/11 10:48	120-82-1	
1,1,1-Trichloroethane	ND	ug/L	5.0	1		12/17/11 10:48	71-55-6	
1,1,2-Trichloroethane	ND	ug/L	5.0	1		12/17/11 10:48	79-00-5	

ANALYTICAL RESULTS

Project: West Vermont Street

Pace Project No.: 5055593

Sample: MVS-MMW166S-120711-GW **Lab ID:** 5055593001 Collected: 12/07/11 10:55 Received: 12/07/11 16:05 Matrix: Water

Parameters	Results	Units	Report Limit	DF	Prepared	Analyzed	CAS No.	Qual
8260 MSV		Analytical Method: EPA 8260						
Trichloroethene	ND	ug/L	5.0	1		12/17/11 10:48	79-01-6	
Trichlorofluoromethane	ND	ug/L	5.0	1		12/17/11 10:48	75-69-4	
1,1,2-Trichlorotrifluoroethane	ND	ug/L	5.0	1		12/17/11 10:48	76-13-1	
Vinyl chloride	5.2	ug/L	2.0	1		12/17/11 10:48	75-01-4	
m&p-Xylene	ND	ug/L	5.0	1		12/17/11 10:48	179601-23-1	
o-Xylene	ND	ug/L	5.0	1		12/17/11 10:48	95-47-6	
Surrogates								
Dibromofluoromethane (S)	100 %.		83-123	1		12/17/11 10:48	1868-53-7	
4-Bromofluorobenzene (S)	99 %.		72-125	1		12/17/11 10:48	460-00-4	
Toluene-d8 (S)	98 %.		81-114	1		12/17/11 10:48	2037-26-5	

ANALYTICAL RESULTS

Project: West Vermont Street

Pace Project No.: 5055593

Sample: MVS-MW166D-120711-GW		Lab ID: 5055593002	Collected: 12/07/11 11:55	Received: 12/07/11 16:05	Matrix: Water				
Parameters	Results	Units	Report Limit	DF	Prepared	Analyzed	CAS No.	Qual	
8260 MSV		Analytical Method: EPA 8260							
Acetone	ND ug/L		100	1		12/17/11 11:22	67-64-1		
Benzene	ND ug/L		5.0	1		12/17/11 11:22	71-43-2		
Bromochloromethane	ND ug/L		5.0	1		12/17/11 11:22	74-97-5		
Bromodichloromethane	ND ug/L		5.0	1		12/17/11 11:22	75-27-4		
Bromoform	ND ug/L		5.0	1		12/17/11 11:22	75-25-2		
Bromomethane	ND ug/L		5.0	1		12/17/11 11:22	74-83-9		
2-Butanone (MEK)	ND ug/L		25.0	1		12/17/11 11:22	78-93-3		
Carbon disulfide	ND ug/L		10.0	1		12/17/11 11:22	75-15-0		
Carbon tetrachloride	ND ug/L		5.0	1		12/17/11 11:22	56-23-5		
Chlorobenzene	ND ug/L		5.0	1		12/17/11 11:22	108-90-7		
Chloroethane	ND ug/L		5.0	1		12/17/11 11:22	75-00-3		
Chloroform	ND ug/L		5.0	1		12/17/11 11:22	67-66-3		
Chloromethane	ND ug/L		5.0	1		12/17/11 11:22	74-87-3		
Cyclohexane	ND ug/L		100	1		12/17/11 11:22	110-82-7	N2	
1,2-Dibromo-3-chloropropane	ND ug/L		10.0	1		12/17/11 11:22	96-12-8		
Dibromochloromethane	ND ug/L		5.0	1		12/17/11 11:22	124-48-1		
1,2-Dibromoethane (EDB)	ND ug/L		5.0	1		12/17/11 11:22	106-93-4		
1,2-Dichlorobenzene	ND ug/L		5.0	1		12/17/11 11:22	95-50-1		
1,3-Dichlorobenzene	ND ug/L		5.0	1		12/17/11 11:22	541-73-1		
1,4-Dichlorobenzene	ND ug/L		5.0	1		12/17/11 11:22	106-46-7		
Dichlorodifluoromethane	ND ug/L		5.0	1		12/17/11 11:22	75-71-8		
1,1-Dichloroethane	ND ug/L		5.0	1		12/17/11 11:22	75-34-3		
1,2-Dichloroethane	ND ug/L		5.0	1		12/17/11 11:22	107-06-2		
1,1-Dichloroethene	ND ug/L		5.0	1		12/17/11 11:22	75-35-4		
cis-1,2-Dichloroethene	ND ug/L		5.0	1		12/17/11 11:22	156-59-2		
trans-1,2-Dichloroethene	ND ug/L		5.0	1		12/17/11 11:22	156-60-5		
1,2-Dichloropropane	ND ug/L		5.0	1		12/17/11 11:22	78-87-5		
cis-1,3-Dichloropropene	ND ug/L		5.0	1		12/17/11 11:22	10061-01-5		
trans-1,3-Dichloropropene	ND ug/L		5.0	1		12/17/11 11:22	10061-02-6		
1,4-Dioxane (p-Dioxane)	ND ug/L		100	1		12/17/11 11:22	123-91-1	N2	
Ethylbenzene	ND ug/L		5.0	1		12/17/11 11:22	100-41-4		
2-Hexanone	ND ug/L		25.0	1		12/17/11 11:22	591-78-6		
Isopropylbenzene (Cumene)	ND ug/L		5.0	1		12/17/11 11:22	98-82-8		
Methyl acetate	ND ug/L		50.0	1		12/17/11 11:22	79-20-9	N2	
Methylcyclohexane	ND ug/L		50.0	1		12/17/11 11:22	108-87-2	N2	
Methylene Chloride	ND ug/L		5.0	1		12/17/11 11:22	75-09-2		
4-Methyl-2-pentanone (MIBK)	ND ug/L		25.0	1		12/17/11 11:22	108-10-1		
Methyl-tert-butyl ether	ND ug/L		4.0	1		12/17/11 11:22	1634-04-4		
Styrene	ND ug/L		5.0	1		12/17/11 11:22	100-42-5		
1,1,2,2-Tetrachloroethane	ND ug/L		5.0	1		12/17/11 11:22	79-34-5		
Tetrachloroethene	ND ug/L		5.0	1		12/17/11 11:22	127-18-4		
Toluene	ND ug/L		5.0	1		12/17/11 11:22	108-88-3		
1,2,3-Trichlorobenzene	ND ug/L		5.0	1		12/17/11 11:22	87-61-6		
1,2,4-Trichlorobenzene	ND ug/L		5.0	1		12/17/11 11:22	120-82-1		
1,1,1-Trichloroethane	ND ug/L		5.0	1		12/17/11 11:22	71-55-6		
1,1,2-Trichloroethane	ND ug/L		5.0	1		12/17/11 11:22	79-00-5		
Trichloroethene	ND ug/L		5.0	1		12/17/11 11:22	79-01-6		

Date: 12/20/2011 04:27 PM

REPORT OF LABORATORY ANALYSIS

Page 6 of 23

This report shall not be reproduced, except in full,
without the written consent of Pace Analytical Services, Inc..

ANALYTICAL RESULTS

Project: West Vermont Street

Pace Project No.: 5055593

Sample: MVS-MW166D-120711-GW		Lab ID: 5055593002		Collected: 12/07/11 11:55	Received: 12/07/11 16:05	Matrix: Water		
Parameters	Results	Units	Report Limit	DF	Prepared	Analyzed	CAS No.	Qual
8260 MSV		Analytical Method: EPA 8260						
Trichlorofluoromethane	ND ug/L		5.0	1		12/17/11 11:22	75-69-4	
1,1,2-Trichlorotrifluoroethane	ND ug/L		5.0	1		12/17/11 11:22	76-13-1	
Vinyl chloride	ND ug/L		2.0	1		12/17/11 11:22	75-01-4	
m&p-Xylene	ND ug/L		5.0	1		12/17/11 11:22	179601-23-1	
o-Xylene	ND ug/L		5.0	1		12/17/11 11:22	95-47-6	
Surrogates								
Dibromofluoromethane (S)	100 %.		83-123	1		12/17/11 11:22	1868-53-7	
4-Bromofluorobenzene (S)	98 %.		72-125	1		12/17/11 11:22	460-00-4	
Toluene-d8 (S)	100 %.		81-114	1		12/17/11 11:22	2037-26-5	

ANALYTICAL RESULTS

Project: West Vermont Street

Pace Project No.: 5055593

Sample: MVS-MW165S-120711-GW		Lab ID: 5055593003	Collected: 12/07/11 13:55	Received: 12/07/11 16:05	Matrix: Water			
Parameters	Results	Units	Report Limit	DF	Prepared	Analyzed	CAS No.	Qual
8260 MSV		Analytical Method: EPA 8260						
Acetone	ND ug/L		100	1		12/17/11 11:55	67-64-1	
Benzene	ND ug/L		5.0	1		12/17/11 11:55	71-43-2	
Bromochloromethane	ND ug/L		5.0	1		12/17/11 11:55	74-97-5	
Bromodichloromethane	ND ug/L		5.0	1		12/17/11 11:55	75-27-4	
Bromoform	ND ug/L		5.0	1		12/17/11 11:55	75-25-2	
Bromomethane	ND ug/L		5.0	1		12/17/11 11:55	74-83-9	
2-Butanone (MEK)	ND ug/L		25.0	1		12/17/11 11:55	78-93-3	
Carbon disulfide	ND ug/L		10.0	1		12/17/11 11:55	75-15-0	
Carbon tetrachloride	ND ug/L		5.0	1		12/17/11 11:55	56-23-5	
Chlorobenzene	ND ug/L		5.0	1		12/17/11 11:55	108-90-7	
Chloroethane	ND ug/L		5.0	1		12/17/11 11:55	75-00-3	
Chloroform	ND ug/L		5.0	1		12/17/11 11:55	67-66-3	
Chloromethane	ND ug/L		5.0	1		12/17/11 11:55	74-87-3	
Cyclohexane	ND ug/L		100	1		12/17/11 11:55	110-82-7	N2
1,2-Dibromo-3-chloropropane	ND ug/L		10.0	1		12/17/11 11:55	96-12-8	
Dibromochloromethane	ND ug/L		5.0	1		12/17/11 11:55	124-48-1	
1,2-Dibromoethane (EDB)	ND ug/L		5.0	1		12/17/11 11:55	106-93-4	
1,2-Dichlorobenzene	ND ug/L		5.0	1		12/17/11 11:55	95-50-1	
1,3-Dichlorobenzene	ND ug/L		5.0	1		12/17/11 11:55	541-73-1	
1,4-Dichlorobenzene	ND ug/L		5.0	1		12/17/11 11:55	106-46-7	
Dichlorodifluoromethane	ND ug/L		5.0	1		12/17/11 11:55	75-71-8	
1,1-Dichloroethane	ND ug/L		5.0	1		12/17/11 11:55	75-34-3	
1,2-Dichloroethane	ND ug/L		5.0	1		12/17/11 11:55	107-06-2	
1,1-Dichloroethene	ND ug/L		5.0	1		12/17/11 11:55	75-35-4	
cis-1,2-Dichloroethene	ND ug/L		5.0	1		12/17/11 11:55	156-59-2	
trans-1,2-Dichloroethene	ND ug/L		5.0	1		12/17/11 11:55	156-60-5	
1,2-Dichloropropane	ND ug/L		5.0	1		12/17/11 11:55	78-87-5	
cis-1,3-Dichloropropene	ND ug/L		5.0	1		12/17/11 11:55	10061-01-5	
trans-1,3-Dichloropropene	ND ug/L		5.0	1		12/17/11 11:55	10061-02-6	
1,4-Dioxane (p-Dioxane)	ND ug/L		100	1		12/17/11 11:55	123-91-1	N2
Ethylbenzene	ND ug/L		5.0	1		12/17/11 11:55	100-41-4	
2-Hexanone	ND ug/L		25.0	1		12/17/11 11:55	591-78-6	
Isopropylbenzene (Cumene)	ND ug/L		5.0	1		12/17/11 11:55	98-82-8	
Methyl acetate	ND ug/L		50.0	1		12/17/11 11:55	79-20-9	N2
Methylcyclohexane	ND ug/L		50.0	1		12/17/11 11:55	108-87-2	N2
Methylene Chloride	ND ug/L		5.0	1		12/17/11 11:55	75-09-2	
4-Methyl-2-pentanone (MIBK)	ND ug/L		25.0	1		12/17/11 11:55	108-10-1	
Methyl-tert-butyl ether	ND ug/L		4.0	1		12/17/11 11:55	1634-04-4	
Styrene	ND ug/L		5.0	1		12/17/11 11:55	100-42-5	
1,1,2,2-Tetrachloroethane	ND ug/L		5.0	1		12/17/11 11:55	79-34-5	
Tetrachloroethene	ND ug/L		5.0	1		12/17/11 11:55	127-18-4	
Toluene	ND ug/L		5.0	1		12/17/11 11:55	108-88-3	
1,2,3-Trichlorobenzene	ND ug/L		5.0	1		12/17/11 11:55	87-61-6	
1,2,4-Trichlorobenzene	ND ug/L		5.0	1		12/17/11 11:55	120-82-1	
1,1,1-Trichloroethane	ND ug/L		5.0	1		12/17/11 11:55	71-55-6	
1,1,2-Trichloroethane	ND ug/L		5.0	1		12/17/11 11:55	79-00-5	
Trichloroethene	ND ug/L		5.0	1		12/17/11 11:55	79-01-6	

Date: 12/20/2011 04:27 PM

REPORT OF LABORATORY ANALYSIS

Page 8 of 23

This report shall not be reproduced, except in full,
without the written consent of Pace Analytical Services, Inc..

ANALYTICAL RESULTS

Project: West Vermont Street

Pace Project No.: 5055593

Sample: MVS-MW165S-120711-GW		Lab ID: 5055593003	Collected: 12/07/11 13:55	Received: 12/07/11 16:05	Matrix: Water			
Parameters	Results	Units	Report Limit	DF	Prepared	Analyzed	CAS No.	Qual
8260 MSV		Analytical Method: EPA 8260						
Trichlorofluoromethane	ND	ug/L	5.0	1		12/17/11 11:55	75-69-4	
1,1,2-Trichlorotrifluoroethane	ND	ug/L	5.0	1		12/17/11 11:55	76-13-1	
Vinyl chloride	ND	ug/L	2.0	1		12/17/11 11:55	75-01-4	
m&p-Xylene	ND	ug/L	5.0	1		12/17/11 11:55	179601-23-1	
o-Xylene	ND	ug/L	5.0	1		12/17/11 11:55	95-47-6	
Surrogates								
Dibromofluoromethane (S)	99 %.		83-123	1		12/17/11 11:55	1868-53-7	
4-Bromofluorobenzene (S)	101 %.		72-125	1		12/17/11 11:55	460-00-4	
Toluene-d8 (S)	97 %.		81-114	1		12/17/11 11:55	2037-26-5	

ANALYTICAL RESULTS

Project: West Vermont Street

Pace Project No.: 5055593

Sample: **MVS-MW165D-120711-GW** Lab ID: **5055593004** Collected: 12/07/11 14:50 Received: 12/07/11 16:05 Matrix: Water

Parameters	Results	Units	Report Limit	DF	Prepared	Analyzed	CAS No.	Qual
8260 MSV		Analytical Method: EPA 8260						
Acetone	ND	ug/L	100	1		12/19/11 13:38	67-64-1	
Benzene	ND	ug/L	5.0	1		12/19/11 13:38	71-43-2	
Bromochloromethane	ND	ug/L	5.0	1		12/19/11 13:38	74-97-5	
Bromodichloromethane	ND	ug/L	5.0	1		12/19/11 13:38	75-27-4	
Bromoform	ND	ug/L	5.0	1		12/19/11 13:38	75-25-2	
Bromomethane	ND	ug/L	5.0	1		12/19/11 13:38	74-83-9	
2-Butanone (MEK)	ND	ug/L	25.0	1		12/19/11 13:38	78-93-3	
Carbon disulfide	ND	ug/L	10.0	1		12/19/11 13:38	75-15-0	
Carbon tetrachloride	ND	ug/L	5.0	1		12/19/11 13:38	56-23-5	
Chlorobenzene	ND	ug/L	5.0	1		12/19/11 13:38	108-90-7	
Chloroethane	ND	ug/L	5.0	1		12/19/11 13:38	75-00-3	
Chloroform	ND	ug/L	5.0	1		12/19/11 13:38	67-66-3	
Chloromethane	ND	ug/L	5.0	1		12/19/11 13:38	74-87-3	
Cyclohexane	ND	ug/L	100	1		12/19/11 13:38	110-82-7	N2
1,2-Dibromo-3-chloropropane	ND	ug/L	10.0	1		12/19/11 13:38	96-12-8	
Dibromochloromethane	ND	ug/L	5.0	1		12/19/11 13:38	124-48-1	
1,2-Dibromoethane (EDB)	ND	ug/L	5.0	1		12/19/11 13:38	106-93-4	
1,2-Dichlorobenzene	ND	ug/L	5.0	1		12/19/11 13:38	95-50-1	
1,3-Dichlorobenzene	ND	ug/L	5.0	1		12/19/11 13:38	541-73-1	
1,4-Dichlorobenzene	ND	ug/L	5.0	1		12/19/11 13:38	106-46-7	
Dichlorodifluoromethane	ND	ug/L	5.0	1		12/19/11 13:38	75-71-8	
1,1-Dichloroethane	ND	ug/L	5.0	1		12/19/11 13:38	75-34-3	
1,2-Dichloroethane	ND	ug/L	5.0	1		12/19/11 13:38	107-06-2	
1,1-Dichloroethene	ND	ug/L	5.0	1		12/19/11 13:38	75-35-4	
cis-1,2-Dichloroethene	53.5	ug/L	5.0	1		12/19/11 13:38	156-59-2	
trans-1,2-Dichloroethene	ND	ug/L	5.0	1		12/19/11 13:38	156-60-5	
1,2-Dichloropropane	ND	ug/L	5.0	1		12/19/11 13:38	78-87-5	
cis-1,3-Dichloropropene	ND	ug/L	5.0	1		12/19/11 13:38	10061-01-5	
trans-1,3-Dichloropropene	ND	ug/L	5.0	1		12/19/11 13:38	10061-02-6	
1,4-Dioxane (p-Dioxane)	ND	ug/L	100	1		12/19/11 13:38	123-91-1	N2
Ethylbenzene	ND	ug/L	5.0	1		12/19/11 13:38	100-41-4	
2-Hexanone	ND	ug/L	25.0	1		12/19/11 13:38	591-78-6	
Isopropylbenzene (Cumene)	ND	ug/L	5.0	1		12/19/11 13:38	98-82-8	
Methyl acetate	ND	ug/L	50.0	1		12/19/11 13:38	79-20-9	N2
Methylcyclohexane	ND	ug/L	50.0	1		12/19/11 13:38	108-87-2	N2
Methylene Chloride	ND	ug/L	5.0	1		12/19/11 13:38	75-09-2	
4-Methyl-2-pentanone (MIBK)	ND	ug/L	25.0	1		12/19/11 13:38	108-10-1	
Methyl-tert-butyl ether	ND	ug/L	4.0	1		12/19/11 13:38	1634-04-4	
Styrene	ND	ug/L	5.0	1		12/19/11 13:38	100-42-5	
1,1,2,2-Tetrachloroethane	ND	ug/L	5.0	1		12/19/11 13:38	79-34-5	
Tetrachloroethene	ND	ug/L	5.0	1		12/19/11 13:38	127-18-4	
Toluene	ND	ug/L	5.0	1		12/19/11 13:38	108-88-3	
1,2,3-Trichlorobenzene	ND	ug/L	5.0	1		12/19/11 13:38	87-61-6	
1,2,4-Trichlorobenzene	ND	ug/L	5.0	1		12/19/11 13:38	120-82-1	
1,1,1-Trichloroethane	ND	ug/L	5.0	1		12/19/11 13:38	71-55-6	
1,1,2-Trichloroethane	ND	ug/L	5.0	1		12/19/11 13:38	79-00-5	
Trichloroethene	ND	ug/L	5.0	1		12/19/11 13:38	79-01-6	

Date: 12/20/2011 04:27 PM

REPORT OF LABORATORY ANALYSIS

Page 10 of 23

This report shall not be reproduced, except in full,
without the written consent of Pace Analytical Services, Inc..

ANALYTICAL RESULTS

Project: West Vermont Street

Pace Project No.: 5055593

Sample: MVS-MW165D-120711-GW **Lab ID: 5055593004** Collected: 12/07/11 14:50 Received: 12/07/11 16:05 Matrix: Water

Parameters	Results	Units	Report Limit	DF	Prepared	Analyzed	CAS No.	Qual
8260 MSV		Analytical Method: EPA 8260						
Trichlorofluoromethane	ND	ug/L	5.0	1		12/19/11 13:38	75-69-4	
1,1,2-Trichlorotrifluoroethane	ND	ug/L	5.0	1		12/19/11 13:38	76-13-1	
Vinyl chloride	67.3	ug/L	2.0	1		12/19/11 13:38	75-01-4	
m&p-Xylene	ND	ug/L	5.0	1		12/19/11 13:38	179601-23-1	
o-Xylene	ND	ug/L	5.0	1		12/19/11 13:38	95-47-6	
Surrogates								
Dibromofluoromethane (S)	114	%.	83-123	1		12/19/11 13:38	1868-53-7	
4-Bromofluorobenzene (S)	99	%.	72-125	1		12/19/11 13:38	460-00-4	
Toluene-d8 (S)	102	%.	81-114	1		12/19/11 13:38	2037-26-5	

ANALYTICAL RESULTS

Project: West Vermont Street

Pace Project No.: 5055593

Sample: MVS-MW165D-120711-GW-DP **Lab ID:** 5055593005 Collected: 12/07/11 14:50 Received: 12/07/11 16:05 Matrix: Water

Parameters	Results	Units	Report Limit	DF	Prepared	Analyzed	CAS No.	Qual
8260 MSV		Analytical Method: EPA 8260						
Acetone	ND	ug/L	100	1		12/19/11 14:11	67-64-1	
Benzene	ND	ug/L	5.0	1		12/19/11 14:11	71-43-2	
Bromochloromethane	ND	ug/L	5.0	1		12/19/11 14:11	74-97-5	
Bromodichloromethane	ND	ug/L	5.0	1		12/19/11 14:11	75-27-4	
Bromoform	ND	ug/L	5.0	1		12/19/11 14:11	75-25-2	
Bromomethane	ND	ug/L	5.0	1		12/19/11 14:11	74-83-9	
2-Butanone (MEK)	ND	ug/L	25.0	1		12/19/11 14:11	78-93-3	
Carbon disulfide	ND	ug/L	10.0	1		12/19/11 14:11	75-15-0	
Carbon tetrachloride	ND	ug/L	5.0	1		12/19/11 14:11	56-23-5	
Chlorobenzene	ND	ug/L	5.0	1		12/19/11 14:11	108-90-7	
Chloroethane	ND	ug/L	5.0	1		12/19/11 14:11	75-00-3	
Chloroform	ND	ug/L	5.0	1		12/19/11 14:11	67-66-3	
Chloromethane	ND	ug/L	5.0	1		12/19/11 14:11	74-87-3	
Cyclohexane	ND	ug/L	100	1		12/19/11 14:11	110-82-7	N2
1,2-Dibromo-3-chloropropane	ND	ug/L	10.0	1		12/19/11 14:11	96-12-8	
Dibromochloromethane	ND	ug/L	5.0	1		12/19/11 14:11	124-48-1	
1,2-Dibromoethane (EDB)	ND	ug/L	5.0	1		12/19/11 14:11	106-93-4	
1,2-Dichlorobenzene	ND	ug/L	5.0	1		12/19/11 14:11	95-50-1	
1,3-Dichlorobenzene	ND	ug/L	5.0	1		12/19/11 14:11	541-73-1	
1,4-Dichlorobenzene	ND	ug/L	5.0	1		12/19/11 14:11	106-46-7	
Dichlorodifluoromethane	ND	ug/L	5.0	1		12/19/11 14:11	75-71-8	
1,1-Dichloroethane	ND	ug/L	5.0	1		12/19/11 14:11	75-34-3	
1,2-Dichloroethane	ND	ug/L	5.0	1		12/19/11 14:11	107-06-2	
1,1-Dichloroethene	ND	ug/L	5.0	1		12/19/11 14:11	75-35-4	
cis-1,2-Dichloroethene	58.1	ug/L	5.0	1		12/19/11 14:11	156-59-2	
trans-1,2-Dichloroethene	ND	ug/L	5.0	1		12/19/11 14:11	156-60-5	
1,2-Dichloropropane	ND	ug/L	5.0	1		12/19/11 14:11	78-87-5	
cis-1,3-Dichloropropene	ND	ug/L	5.0	1		12/19/11 14:11	10061-01-5	
trans-1,3-Dichloropropene	ND	ug/L	5.0	1		12/19/11 14:11	10061-02-6	
1,4-Dioxane (p-Dioxane)	ND	ug/L	100	1		12/19/11 14:11	123-91-1	N2
Ethylbenzene	ND	ug/L	5.0	1		12/19/11 14:11	100-41-4	
2-Hexanone	ND	ug/L	25.0	1		12/19/11 14:11	591-78-6	
Isopropylbenzene (Cumene)	ND	ug/L	5.0	1		12/19/11 14:11	98-82-8	
Methyl acetate	ND	ug/L	50.0	1		12/19/11 14:11	79-20-9	N2
Methylcyclohexane	ND	ug/L	50.0	1		12/19/11 14:11	108-87-2	N2
Methylene Chloride	ND	ug/L	5.0	1		12/19/11 14:11	75-09-2	
4-Methyl-2-pentanone (MIBK)	ND	ug/L	25.0	1		12/19/11 14:11	108-10-1	
Methyl-tert-butyl ether	ND	ug/L	4.0	1		12/19/11 14:11	1634-04-4	
Styrene	ND	ug/L	5.0	1		12/19/11 14:11	100-42-5	
1,1,2,2-Tetrachloroethane	ND	ug/L	5.0	1		12/19/11 14:11	79-34-5	
Tetrachloroethene	ND	ug/L	5.0	1		12/19/11 14:11	127-18-4	
Toluene	ND	ug/L	5.0	1		12/19/11 14:11	108-88-3	
1,2,3-Trichlorobenzene	ND	ug/L	5.0	1		12/19/11 14:11	87-61-6	
1,2,4-Trichlorobenzene	ND	ug/L	5.0	1		12/19/11 14:11	120-82-1	
1,1,1-Trichloroethane	ND	ug/L	5.0	1		12/19/11 14:11	71-55-6	
1,1,2-Trichloroethane	ND	ug/L	5.0	1		12/19/11 14:11	79-00-5	

ANALYTICAL RESULTS

Project: West Vermont Street

Pace Project No.: 5055593

Sample: MVS-MW165D-120711-GW-DP **Lab ID:** 5055593005 Collected: 12/07/11 14:50 Received: 12/07/11 16:05 Matrix: Water

Parameters	Results	Units	Report Limit	DF	Prepared	Analyzed	CAS No.	Qual
8260 MSV		Analytical Method: EPA 8260						
Trichloroethene	ND	ug/L	5.0	1		12/19/11 14:11	79-01-6	
Trichlorofluoromethane	ND	ug/L	5.0	1		12/19/11 14:11	75-69-4	
1,1,2-Trichlorotrifluoroethane	ND	ug/L	5.0	1		12/19/11 14:11	76-13-1	
Vinyl chloride	73.3	ug/L	2.0	1		12/19/11 14:11	75-01-4	
m&p-Xylene	ND	ug/L	5.0	1		12/19/11 14:11	179601-23-1	
o-Xylene	ND	ug/L	5.0	1		12/19/11 14:11	95-47-6	
Surrogates								
Dibromofluoromethane (S)	118 %.		83-123	1		12/19/11 14:11	1868-53-7	
4-Bromofluorobenzene (S)	100 %.		72-125	1		12/19/11 14:11	460-00-4	
Toluene-d8 (S)	101 %.		81-114	1		12/19/11 14:11	2037-26-5	

ANALYTICAL RESULTS

Project: West Vermont Street

Pace Project No.: 5055593

Sample: TRIP BLANK 3		Lab ID: 5055593006	Collected: 12/07/11 08:00	Received: 12/07/11 16:05	Matrix: Water			
Parameters	Results	Units	Report Limit	DF	Prepared	Analyzed	CAS No.	Qual
8260 MSV		Analytical Method: EPA 8260						
Acetone	ND	ug/L	100	1		12/19/11 14:45	67-64-1	
Benzene	ND	ug/L	5.0	1		12/19/11 14:45	71-43-2	
Bromochloromethane	ND	ug/L	5.0	1		12/19/11 14:45	74-97-5	
Bromodichloromethane	ND	ug/L	5.0	1		12/19/11 14:45	75-27-4	
Bromoform	ND	ug/L	5.0	1		12/19/11 14:45	75-25-2	
Bromomethane	ND	ug/L	5.0	1		12/19/11 14:45	74-83-9	
2-Butanone (MEK)	ND	ug/L	25.0	1		12/19/11 14:45	78-93-3	
Carbon disulfide	ND	ug/L	10.0	1		12/19/11 14:45	75-15-0	
Carbon tetrachloride	ND	ug/L	5.0	1		12/19/11 14:45	56-23-5	
Chlorobenzene	ND	ug/L	5.0	1		12/19/11 14:45	108-90-7	
Chloroethane	ND	ug/L	5.0	1		12/19/11 14:45	75-00-3	
Chloroform	ND	ug/L	5.0	1		12/19/11 14:45	67-66-3	
Chloromethane	ND	ug/L	5.0	1		12/19/11 14:45	74-87-3	
Cyclohexane	ND	ug/L	100	1		12/19/11 14:45	110-82-7	N2
1,2-Dibromo-3-chloropropane	ND	ug/L	10.0	1		12/19/11 14:45	96-12-8	
Dibromochloromethane	ND	ug/L	5.0	1		12/19/11 14:45	124-48-1	
1,2-Dibromoethane (EDB)	ND	ug/L	5.0	1		12/19/11 14:45	106-93-4	
1,2-Dichlorobenzene	ND	ug/L	5.0	1		12/19/11 14:45	95-50-1	
1,3-Dichlorobenzene	ND	ug/L	5.0	1		12/19/11 14:45	541-73-1	
1,4-Dichlorobenzene	ND	ug/L	5.0	1		12/19/11 14:45	106-46-7	
Dichlorodifluoromethane	ND	ug/L	5.0	1		12/19/11 14:45	75-71-8	
1,1-Dichloroethane	ND	ug/L	5.0	1		12/19/11 14:45	75-34-3	
1,2-Dichloroethane	ND	ug/L	5.0	1		12/19/11 14:45	107-06-2	
1,1-Dichloroethene	ND	ug/L	5.0	1		12/19/11 14:45	75-35-4	
cis-1,2-Dichloroethene	ND	ug/L	5.0	1		12/19/11 14:45	156-59-2	
trans-1,2-Dichloroethene	ND	ug/L	5.0	1		12/19/11 14:45	156-60-5	
1,2-Dichloropropane	ND	ug/L	5.0	1		12/19/11 14:45	78-87-5	
cis-1,3-Dichloropropene	ND	ug/L	5.0	1		12/19/11 14:45	10061-01-5	
trans-1,3-Dichloropropene	ND	ug/L	5.0	1		12/19/11 14:45	10061-02-6	
1,4-Dioxane (p-Dioxane)	ND	ug/L	100	1		12/19/11 14:45	123-91-1	N2
Ethylbenzene	ND	ug/L	5.0	1		12/19/11 14:45	100-41-4	
2-Hexanone	ND	ug/L	25.0	1		12/19/11 14:45	591-78-6	
Isopropylbenzene (Cumene)	ND	ug/L	5.0	1		12/19/11 14:45	98-82-8	
Methyl acetate	ND	ug/L	50.0	1		12/19/11 14:45	79-20-9	N2
Methylcyclohexane	ND	ug/L	50.0	1		12/19/11 14:45	108-87-2	N2
Methylene Chloride	ND	ug/L	5.0	1		12/19/11 14:45	75-09-2	
4-Methyl-2-pentanone (MIBK)	ND	ug/L	25.0	1		12/19/11 14:45	108-10-1	
Methyl-tert-butyl ether	ND	ug/L	4.0	1		12/19/11 14:45	1634-04-4	
Styrene	ND	ug/L	5.0	1		12/19/11 14:45	100-42-5	
1,1,2,2-Tetrachloroethane	ND	ug/L	5.0	1		12/19/11 14:45	79-34-5	
Tetrachloroethene	ND	ug/L	5.0	1		12/19/11 14:45	127-18-4	
Toluene	ND	ug/L	5.0	1		12/19/11 14:45	108-88-3	
1,2,3-Trichlorobenzene	ND	ug/L	5.0	1		12/19/11 14:45	87-61-6	
1,2,4-Trichlorobenzene	ND	ug/L	5.0	1		12/19/11 14:45	120-82-1	
1,1,1-Trichloroethane	ND	ug/L	5.0	1		12/19/11 14:45	71-55-6	
1,1,2-Trichloroethane	ND	ug/L	5.0	1		12/19/11 14:45	79-00-5	
Trichloroethene	ND	ug/L	5.0	1		12/19/11 14:45	79-01-6	

Date: 12/20/2011 04:27 PM

REPORT OF LABORATORY ANALYSIS

Page 14 of 23

This report shall not be reproduced, except in full,
without the written consent of Pace Analytical Services, Inc..

ANALYTICAL RESULTS

Project: West Vermont Street

Pace Project No.: 5055593

Sample: TRIP BLANK 3		Lab ID: 5055593006	Collected: 12/07/11 08:00	Received: 12/07/11 16:05	Matrix: Water			
Parameters	Results	Units	Report Limit	DF	Prepared	Analyzed	CAS No.	Qual
8260 MSV		Analytical Method: EPA 8260						
Trichlorofluoromethane	ND	ug/L	5.0	1		12/19/11 14:45	75-69-4	
1,1,2-Trichlorotrifluoroethane	ND	ug/L	5.0	1		12/19/11 14:45	76-13-1	
Vinyl chloride	ND	ug/L	2.0	1		12/19/11 14:45	75-01-4	
m&p-Xylene	ND	ug/L	5.0	1		12/19/11 14:45	179601-23-1	
o-Xylene	ND	ug/L	5.0	1		12/19/11 14:45	95-47-6	
Surrogates								
Dibromofluoromethane (S)	116 %.		83-123	1		12/19/11 14:45	1868-53-7	
4-Bromofluorobenzene (S)	102 %.		72-125	1		12/19/11 14:45	460-00-4	
Toluene-d8 (S)	95 %.		81-114	1		12/19/11 14:45	2037-26-5	

QUALIFIERS

Project: West Vermont Street

Pace Project No.: 5055593

DEFINITIONS

DF - Dilution Factor, if reported, represents the factor applied to the reported data due to changes in sample preparation, dilution of the sample aliquot, or moisture content.

ND - Not Detected at or above adjusted reporting limit.

J - Estimated concentration above the adjusted method detection limit and below the adjusted reporting limit.

MDL - Adjusted Method Detection Limit.

S - Surrogate

1,2-Diphenylhydrazine (8270 listed analyte) decomposes to Azobenzene.

Consistent with EPA guidelines, unrounded data are displayed and have been used to calculate % recovery and RPD values.

LCS(D) - Laboratory Control Sample (Duplicate)

MS(D) - Matrix Spike (Duplicate)

DUP - Sample Duplicate

RPD - Relative Percent Difference

NC - Not Calculable.

SG - Silica Gel - Clean-Up

U - Indicates the compound was analyzed for, but not detected.

N-Nitrosodiphenylamine decomposes and cannot be separated from Diphenylamine using Method 8270. The result reported for each analyte is a combined concentration.

Pace Analytical is TNI accredited. Contact your Pace PM for the current list of accredited analytes.

ANALYTE QUALIFIERS

N2 The lab does not hold TNI accreditation for this parameter.

**WEST VERMONT HYDROGEOLOGIC INVESTIGATION
SPEEDWAY, INDIANA
DATA VALIDATION REPORT**

Date: January 12, 2012

Laboratory: Pace Analytical Services, Inc. (Pace), Indianapolis, Indiana

Laboratory Project #: 5055666 and 5055667

Data Validation Performed By: Lisa Graczyk, Weston Solutions, Inc. (WESTON) Superfund Technical Assessment and Response Team (START)

Weston Analytical Work Order #/TDD #: 20405.016.001.1625.00/S05-0001-1109-031

This data validation report has been prepared by WESTON START under the START III Region V contract. This report documents the data validation for eleven water samples plus two trip blanks collected for the West Vermont Hydrogeological Investigation Site that were analyzed for the following parameters and U.S. Environmental Protection Agency (U.S. EPA) methods:

- Target Compound List (TCL) Volatile Organic Compounds (VOC) by SW-846 Method 8260

A level II data package was requested from Pace. The data validation was conducted in general accordance with the U.S. EPA "Contract Laboratory Program National Functional Guidance for Superfund Organic Methods Data Review" dated June 2008. The Attachment contains the results summary sheets with the hand-written qualifiers applied during data validation.

TCL VOCs BY SW-846 METHOD 8260

1. Samples

The following table summarizes the samples for which this data validation is being conducted.

Samples	Lab ID	Matrix	Date Collected	Date Analyzed
WVS-MW170D-120711-GW	5055666001	Water	12/7/2011	12/19/2011
WVS-MW170S-120711-GW	5055666002	Water	12/7/2011	12/19/2011
WVS-MW0524S2A-120811-GW	5055666003	Water	12/8/2011	12/19/2011
WVS-MW0524S2B-120811-GW	5055666004	Water	12/8/2011	12/19/2011
WVS-MMWP13S-120811-GW	5055666005	Water	12/8/2011	12/19/2011
WVS-MMWP13D-120811-GW	5055666006	Water	12/8/2011	12/19/2011
TRIP BLANK 1	5055666007	Water	12/8/2011	12/19/2011
WVS-MW0522-52B-120811-GW	5055667001	Water	12/8/2011	12/19/2011
WVS-MW0522-52B-120811-GW-DUP	5055667002	Water	12/8/2011	12/19/2011
WVS-MW0522-52A-120811-GW	5055667003	Water	12/8/2011	12/19/2011
WVS-MMWD-11S-120811-GW	5055667004	Water	12/8/2011	12/19/2011
TRIP BLANK 2	5055667005	Water	12/8/2011	12/19/2011
WVS-MW167D-120711-GW	5055667006	Water	12/8/2011	12/19/2011

2. **Holding Times**

The samples were analyzed within the required holding time limit of 14 days from sample collection.

3. **Blanks**

Method blanks were analyzed with the VOC analyses and were free of target compound contamination above the reporting limit.

The trip blanks did not contain target compound contamination above the reporting limits.

4. **Surrogate Results**

The surrogate recovery results were within the laboratory-established quality control (QC) limits.

5. **Laboratory Control Sample (LCS) Results**

The LCS recoveries were within laboratory QC limits.

6. **Matrix Spike (MS) and Matrix Spike Duplicate (MSD) Results**

Site-specific MS and MSD samples were analyzed with the samples. The percent recoveries and relative percent differences (RPD) were within QC limits.

7. **Field Duplicate Results**

Sample WVS-MW0522-52B-120811-GW-DUP is a field duplicate of sample WVS-MW0522-52B-120811. The parent and field duplicate sample were non-detect for VOCs indicating good correlation between the two samples.

8. **Overall Assessment**

The VOC data are acceptable for use based on the information received.

Data Validation Report
West Vermont Hydrogeological Investigation
Pace Analytical Services, Inc.
Laboratory Project #: 5055666 and 5055667

ATTACHMENT

**PACE ANALYTICAL SERVICES, INC.
RESULTS SUMMARY**

ANALYTICAL RESULTS

Project: West Vermont Street

Pace Project No.: 5055666

Sample: **WVS-MW170D-120711-GW** Lab ID: **5055666001** Collected: 12/07/11 17:25 Received: 12/08/11 16:06 Matrix: Water

Parameters	Results	Units	Report Limit	DF	Prepared	Analyzed	CAS No.	Qual
8260 MSV		Analytical Method: EPA 8260						
Acetone	ND	ug/L	100	1		12/19/11 09:54	67-64-1	
Benzene	ND	ug/L	5.0	1		12/19/11 09:54	71-43-2	
Bromochloromethane	ND	ug/L	5.0	1		12/19/11 09:54	74-97-5	
Bromodichloromethane	ND	ug/L	5.0	1		12/19/11 09:54	75-27-4	
Bromoform	ND	ug/L	5.0	1		12/19/11 09:54	75-25-2	
Bromomethane	ND	ug/L	5.0	1		12/19/11 09:54	74-83-9	
2-Butanone (MEK)	ND	ug/L	25.0	1		12/19/11 09:54	78-93-3	
Carbon disulfide	ND	ug/L	10.0	1		12/19/11 09:54	75-15-0	
Carbon tetrachloride	ND	ug/L	5.0	1		12/19/11 09:54	56-23-5	
Chlorobenzene	ND	ug/L	5.0	1		12/19/11 09:54	108-90-7	
Chloroethane	ND	ug/L	5.0	1		12/19/11 09:54	75-00-3	
Chloroform	ND	ug/L	5.0	1		12/19/11 09:54	67-66-3	
Chloromethane	ND	ug/L	5.0	1		12/19/11 09:54	74-87-3	
Cyclohexane	ND	ug/L	100	1		12/19/11 09:54	110-82-7	N2
1,2-Dibromo-3-chloropropane	ND	ug/L	10.0	1		12/19/11 09:54	96-12-8	
Dibromochloromethane	ND	ug/L	5.0	1		12/19/11 09:54	124-48-1	
1,2-Dibromoethane (EDB)	ND	ug/L	5.0	1		12/19/11 09:54	106-93-4	
1,2-Dichlorobenzene	ND	ug/L	5.0	1		12/19/11 09:54	95-50-1	
1,3-Dichlorobenzene	ND	ug/L	5.0	1		12/19/11 09:54	541-73-1	
1,4-Dichlorobenzene	ND	ug/L	5.0	1		12/19/11 09:54	106-46-7	
Dichlorodifluoromethane	ND	ug/L	5.0	1		12/19/11 09:54	75-71-8	
1,1-Dichloroethane	ND	ug/L	5.0	1		12/19/11 09:54	75-34-3	
1,2-Dichloroethane	ND	ug/L	5.0	1		12/19/11 09:54	107-06-2	
1,1-Dichloroethene	ND	ug/L	5.0	1		12/19/11 09:54	75-35-4	
cis-1,2-Dichloroethene	ND	ug/L	5.0	1		12/19/11 09:54	156-59-2	
trans-1,2-Dichloroethene	ND	ug/L	5.0	1		12/19/11 09:54	156-60-5	
1,2-Dichloropropane	ND	ug/L	5.0	1		12/19/11 09:54	78-87-5	
cis-1,3-Dichloropropene	ND	ug/L	5.0	1		12/19/11 09:54	10061-01-5	
trans-1,3-Dichloropropene	ND	ug/L	5.0	1		12/19/11 09:54	10061-02-6	
1,4-Dioxane (p-Dioxane)	ND	ug/L	100	1		12/19/11 09:54	123-91-1	N2
Ethylbenzene	ND	ug/L	5.0	1		12/19/11 09:54	100-41-4	
2-Hexanone	ND	ug/L	25.0	1		12/19/11 09:54	591-78-6	
Isopropylbenzene (Cumene)	ND	ug/L	5.0	1		12/19/11 09:54	98-82-8	
Methyl acetate	ND	ug/L	50.0	1		12/19/11 09:54	79-20-9	N2
Methylcyclohexane	ND	ug/L	50.0	1		12/19/11 09:54	108-87-2	N2
Methylene Chloride	ND	ug/L	5.0	1		12/19/11 09:54	75-09-2	
4-Methyl-2-pentanone (MIBK)	ND	ug/L	25.0	1		12/19/11 09:54	108-10-1	
Methyl-tert-butyl ether	ND	ug/L	4.0	1		12/19/11 09:54	1634-04-4	
Styrene	ND	ug/L	5.0	1		12/19/11 09:54	100-42-5	
1,1,2,2-Tetrachloroethane	ND	ug/L	5.0	1		12/19/11 09:54	79-34-5	
Tetrachloroethene	ND	ug/L	5.0	1		12/19/11 09:54	127-18-4	
Toluene	ND	ug/L	5.0	1		12/19/11 09:54	108-88-3	
1,2,3-Trichlorobenzene	ND	ug/L	5.0	1		12/19/11 09:54	87-61-6	
1,2,4-Trichlorobenzene	ND	ug/L	5.0	1		12/19/11 09:54	120-82-1	
1,1,1-Trichloroethane	ND	ug/L	5.0	1		12/19/11 09:54	71-55-6	
1,1,2-Trichloroethane	ND	ug/L	5.0	1		12/19/11 09:54	79-00-5	
Trichloroethene	ND	ug/L	5.0	1		12/19/11 09:54	79-01-6	

Date: 12/20/2011 12:50 PM

REPORT OF LABORATORY ANALYSIS

Page 4 of 22

This report shall not be reproduced, except in full,
without the written consent of Pace Analytical Services, Inc..

ANALYTICAL RESULTS

Project: West Vermont Street

Pace Project No.: 5055666

Sample: WVS-MW170D-120711-GW		Lab ID: 5055666001	Collected: 12/07/11 17:25	Received: 12/08/11 16:06	Matrix: Water			
Parameters	Results	Units	Report Limit	DF	Prepared	Analyzed	CAS No.	Qual
8260 MSV		Analytical Method: EPA 8260						
Trichlorofluoromethane	ND	ug/L	5.0	1		12/19/11 09:54	75-69-4	
1,1,2-Trichlorotrifluoroethane	ND	ug/L	5.0	1		12/19/11 09:54	76-13-1	
Vinyl chloride	63.6	ug/L	2.0	1		12/19/11 09:54	75-01-4	
m&p-Xylene	ND	ug/L	5.0	1		12/19/11 09:54	179601-23-1	
o-Xylene	ND	ug/L	5.0	1		12/19/11 09:54	95-47-6	
Surrogates								
Dibromofluoromethane (S)	100 %.		83-123	1		12/19/11 09:54	1868-53-7	
4-Bromofluorobenzene (S)	103 %.		72-125	1		12/19/11 09:54	460-00-4	
Toluene-d8 (S)	95 %.		81-114	1		12/19/11 09:54	2037-26-5	

ANALYTICAL RESULTS

Project: West Vermont Street

Pace Project No.: 5055666

Sample: WVS-MW170S-120711-GW **Lab ID: 5055666002** Collected: 12/07/11 18:20 Received: 12/08/11 16:06 Matrix: Water

Parameters	Results	Units	Report Limit	DF	Prepared	Analyzed	CAS No.	Qual
8260 MSV		Analytical Method: EPA 8260						
Acetone	ND	ug/L	100	1		12/19/11 10:31	67-64-1	
Benzene	ND	ug/L	5.0	1		12/19/11 10:31	71-43-2	
Bromochloromethane	ND	ug/L	5.0	1		12/19/11 10:31	74-97-5	
Bromodichloromethane	ND	ug/L	5.0	1		12/19/11 10:31	75-27-4	
Bromoform	ND	ug/L	5.0	1		12/19/11 10:31	75-25-2	
Bromomethane	ND	ug/L	5.0	1		12/19/11 10:31	74-83-9	
2-Butanone (MEK)	ND	ug/L	25.0	1		12/19/11 10:31	78-93-3	
Carbon disulfide	ND	ug/L	10.0	1		12/19/11 10:31	75-15-0	
Carbon tetrachloride	ND	ug/L	5.0	1		12/19/11 10:31	56-23-5	
Chlorobenzene	ND	ug/L	5.0	1		12/19/11 10:31	108-90-7	
Chloroethane	ND	ug/L	5.0	1		12/19/11 10:31	75-00-3	
Chloroform	ND	ug/L	5.0	1		12/19/11 10:31	67-66-3	
Chloromethane	ND	ug/L	5.0	1		12/19/11 10:31	74-87-3	
Cyclohexane	ND	ug/L	100	1		12/19/11 10:31	110-82-7	N2
1,2-Dibromo-3-chloropropane	ND	ug/L	10.0	1		12/19/11 10:31	96-12-8	
Dibromochloromethane	ND	ug/L	5.0	1		12/19/11 10:31	124-48-1	
1,2-Dibromoethane (EDB)	ND	ug/L	5.0	1		12/19/11 10:31	106-93-4	
1,2-Dichlorobenzene	ND	ug/L	5.0	1		12/19/11 10:31	95-50-1	
1,3-Dichlorobenzene	ND	ug/L	5.0	1		12/19/11 10:31	541-73-1	
1,4-Dichlorobenzene	ND	ug/L	5.0	1		12/19/11 10:31	106-46-7	
Dichlorodifluoromethane	ND	ug/L	5.0	1		12/19/11 10:31	75-71-8	
1,1-Dichloroethane	ND	ug/L	5.0	1		12/19/11 10:31	75-34-3	
1,2-Dichloroethane	ND	ug/L	5.0	1		12/19/11 10:31	107-06-2	
1,1-Dichloroethene	ND	ug/L	5.0	1		12/19/11 10:31	75-35-4	
cis-1,2-Dichloroethene	ND	ug/L	5.0	1		12/19/11 10:31	156-59-2	
trans-1,2-Dichloroethene	ND	ug/L	5.0	1		12/19/11 10:31	156-60-5	
1,2-Dichloropropane	ND	ug/L	5.0	1		12/19/11 10:31	78-87-5	
cis-1,3-Dichloropropene	ND	ug/L	5.0	1		12/19/11 10:31	10061-01-5	
trans-1,3-Dichloropropene	ND	ug/L	5.0	1		12/19/11 10:31	10061-02-6	
1,4-Dioxane (p-Dioxane)	ND	ug/L	100	1		12/19/11 10:31	123-91-1	N2
Ethylbenzene	ND	ug/L	5.0	1		12/19/11 10:31	100-41-4	
2-Hexanone	ND	ug/L	25.0	1		12/19/11 10:31	591-78-6	
Isopropylbenzene (Cumene)	ND	ug/L	5.0	1		12/19/11 10:31	98-82-8	
Methyl acetate	ND	ug/L	50.0	1		12/19/11 10:31	79-20-9	N2
Methylcyclohexane	ND	ug/L	50.0	1		12/19/11 10:31	108-87-2	N2
Methylene Chloride	ND	ug/L	5.0	1		12/19/11 10:31	75-09-2	
4-Methyl-2-pentanone (MIBK)	ND	ug/L	25.0	1		12/19/11 10:31	108-10-1	
Methyl-tert-butyl ether	ND	ug/L	4.0	1		12/19/11 10:31	1634-04-4	
Styrene	ND	ug/L	5.0	1		12/19/11 10:31	100-42-5	
1,1,2,2-Tetrachloroethane	ND	ug/L	5.0	1		12/19/11 10:31	79-34-5	
Tetrachloroethene	ND	ug/L	5.0	1		12/19/11 10:31	127-18-4	
Toluene	ND	ug/L	5.0	1		12/19/11 10:31	108-88-3	
1,2,3-Trichlorobenzene	ND	ug/L	5.0	1		12/19/11 10:31	87-61-6	
1,2,4-Trichlorobenzene	ND	ug/L	5.0	1		12/19/11 10:31	120-82-1	
1,1,1-Trichloroethane	ND	ug/L	5.0	1		12/19/11 10:31	71-55-6	
1,1,2-Trichloroethane	ND	ug/L	5.0	1		12/19/11 10:31	79-00-5	
Trichloroethene	ND	ug/L	5.0	1		12/19/11 10:31	79-01-6	

Date: 12/20/2011 12:50 PM

REPORT OF LABORATORY ANALYSIS

Page 6 of 22

This report shall not be reproduced, except in full,
without the written consent of Pace Analytical Services, Inc..

ANALYTICAL RESULTS

Project: West Vermont Street

Pace Project No.: 5055666

Sample: WVS-MW170S-120711-GW		Lab ID: 5055666002		Collected: 12/07/11 18:20	Received: 12/08/11 16:06	Matrix: Water		
Parameters	Results	Units	Report Limit	DF	Prepared	Analyzed	CAS No.	Qual
8260 MSV		Analytical Method: EPA 8260						
Trichlorofluoromethane	ND ug/L		5.0	1		12/19/11 10:31	75-69-4	
1,1,2-Trichlorotrifluoroethane	ND ug/L		5.0	1		12/19/11 10:31	76-13-1	
Vinyl chloride	ND ug/L		2.0	1		12/19/11 10:31	75-01-4	
m&p-Xylene	ND ug/L		5.0	1		12/19/11 10:31	179601-23-1	
o-Xylene	ND ug/L		5.0	1		12/19/11 10:31	95-47-6	
Surrogates								
Dibromofluoromethane (S)	100 %.		83-123	1		12/19/11 10:31	1868-53-7	
4-Bromofluorobenzene (S)	104 %.		72-125	1		12/19/11 10:31	460-00-4	
Toluene-d8 (S)	94 %.		81-114	1		12/19/11 10:31	2037-26-5	

ANALYTICAL RESULTS

Project: West Vermont Street

Pace Project No.: 5055666

Sample: WVS-MW0524S2A-120811-GW **Lab ID:** 5055666003 Collected: 12/08/11 09:20 Received: 12/08/11 16:06 Matrix: Water

Parameters	Results	Units	Report Limit	DF	Prepared	Analyzed	CAS No.	Qual
8260 MSV		Analytical Method: EPA 8260						
Acetone	ND	ug/L	100	1		12/19/11 11:08	67-64-1	
Benzene	ND	ug/L	5.0	1		12/19/11 11:08	71-43-2	
Bromochloromethane	ND	ug/L	5.0	1		12/19/11 11:08	74-97-5	
Bromodichloromethane	ND	ug/L	5.0	1		12/19/11 11:08	75-27-4	
Bromoform	ND	ug/L	5.0	1		12/19/11 11:08	75-25-2	
Bromomethane	ND	ug/L	5.0	1		12/19/11 11:08	74-83-9	
2-Butanone (MEK)	ND	ug/L	25.0	1		12/19/11 11:08	78-93-3	
Carbon disulfide	ND	ug/L	10.0	1		12/19/11 11:08	75-15-0	
Carbon tetrachloride	ND	ug/L	5.0	1		12/19/11 11:08	56-23-5	
Chlorobenzene	ND	ug/L	5.0	1		12/19/11 11:08	108-90-7	
Chloroethane	ND	ug/L	5.0	1		12/19/11 11:08	75-00-3	
Chloroform	ND	ug/L	5.0	1		12/19/11 11:08	67-66-3	
Chloromethane	ND	ug/L	5.0	1		12/19/11 11:08	74-87-3	
Cyclohexane	ND	ug/L	100	1		12/19/11 11:08	110-82-7	N2
1,2-Dibromo-3-chloropropane	ND	ug/L	10.0	1		12/19/11 11:08	96-12-8	
Dibromochloromethane	ND	ug/L	5.0	1		12/19/11 11:08	124-48-1	
1,2-Dibromoethane (EDB)	ND	ug/L	5.0	1		12/19/11 11:08	106-93-4	
1,2-Dichlorobenzene	ND	ug/L	5.0	1		12/19/11 11:08	95-50-1	
1,3-Dichlorobenzene	ND	ug/L	5.0	1		12/19/11 11:08	541-73-1	
1,4-Dichlorobenzene	ND	ug/L	5.0	1		12/19/11 11:08	106-46-7	
Dichlorodifluoromethane	ND	ug/L	5.0	1		12/19/11 11:08	75-71-8	
1,1-Dichloroethane	ND	ug/L	5.0	1		12/19/11 11:08	75-34-3	
1,2-Dichloroethane	ND	ug/L	5.0	1		12/19/11 11:08	107-06-2	
1,1-Dichloroethene	ND	ug/L	5.0	1		12/19/11 11:08	75-35-4	
cis-1,2-Dichloroethene	ND	ug/L	5.0	1		12/19/11 11:08	156-59-2	
trans-1,2-Dichloroethene	ND	ug/L	5.0	1		12/19/11 11:08	156-60-5	
1,2-Dichloropropane	ND	ug/L	5.0	1		12/19/11 11:08	78-87-5	
cis-1,3-Dichloropropene	ND	ug/L	5.0	1		12/19/11 11:08	10061-01-5	
trans-1,3-Dichloropropene	ND	ug/L	5.0	1		12/19/11 11:08	10061-02-6	
1,4-Dioxane (p-Dioxane)	ND	ug/L	100	1		12/19/11 11:08	123-91-1	N2
Ethylbenzene	ND	ug/L	5.0	1		12/19/11 11:08	100-41-4	
2-Hexanone	ND	ug/L	25.0	1		12/19/11 11:08	591-78-6	
Isopropylbenzene (Cumene)	ND	ug/L	5.0	1		12/19/11 11:08	98-82-8	
Methyl acetate	ND	ug/L	50.0	1		12/19/11 11:08	79-20-9	N2
Methylcyclohexane	ND	ug/L	50.0	1		12/19/11 11:08	108-87-2	N2
Methylene Chloride	ND	ug/L	5.0	1		12/19/11 11:08	75-09-2	
4-Methyl-2-pentanone (MIBK)	ND	ug/L	25.0	1		12/19/11 11:08	108-10-1	
Methyl-tert-butyl ether	ND	ug/L	4.0	1		12/19/11 11:08	1634-04-4	
Styrene	ND	ug/L	5.0	1		12/19/11 11:08	100-42-5	
1,1,2,2-Tetrachloroethane	ND	ug/L	5.0	1		12/19/11 11:08	79-34-5	
Tetrachloroethene	ND	ug/L	5.0	1		12/19/11 11:08	127-18-4	
Toluene	ND	ug/L	5.0	1		12/19/11 11:08	108-88-3	
1,2,3-Trichlorobenzene	ND	ug/L	5.0	1		12/19/11 11:08	87-61-6	
1,2,4-Trichlorobenzene	ND	ug/L	5.0	1		12/19/11 11:08	120-82-1	
1,1,1-Trichloroethane	ND	ug/L	5.0	1		12/19/11 11:08	71-55-6	
1,1,2-Trichloroethane	ND	ug/L	5.0	1		12/19/11 11:08	79-00-5	

ANALYTICAL RESULTS

Project: West Vermont Street

Pace Project No.: 5055666

Sample: WVS-MW0524S2A-120811-
GW **Lab ID:** 5055666003 Collected: 12/08/11 09:20 Received: 12/08/11 16:06 Matrix: Water

Parameters	Results	Units	Report Limit	DF	Prepared	Analyzed	CAS No.	Qual
8260 MSV		Analytical Method: EPA 8260						
Trichloroethene	ND	ug/L	5.0	1		12/19/11 11:08	79-01-6	
Trichlorofluoromethane	ND	ug/L	5.0	1		12/19/11 11:08	75-69-4	
1,1,2-Trichlorotrifluoroethane	ND	ug/L	5.0	1		12/19/11 11:08	76-13-1	
Vinyl chloride	ND	ug/L	2.0	1		12/19/11 11:08	75-01-4	
m&p-Xylene	ND	ug/L	5.0	1		12/19/11 11:08	179601-23-1	
o-Xylene	ND	ug/L	5.0	1		12/19/11 11:08	95-47-6	
Surrogates								
Dibromofluoromethane (S)	99 %.		83-123	1		12/19/11 11:08	1868-53-7	
4-Bromofluorobenzene (S)	101 %.		72-125	1		12/19/11 11:08	460-00-4	
Toluene-d8 (S)	95 %.		81-114	1		12/19/11 11:08	2037-26-5	

ANALYTICAL RESULTS

Project: West Vermont Street

Pace Project No.: 5055666

Sample: WVS-MW0524S2B-120811-
GW **Lab ID:** 5055666004 Collected: 12/08/11 11:05 Received: 12/08/11 16:06 Matrix: Water

Parameters	Results	Units	Report Limit	DF	Prepared	Analyzed	CAS No.	Qual
8260 MSV		Analytical Method: EPA 8260						
Acetone	ND	ug/L	100	1		12/19/11 11:46	67-64-1	
Benzene	ND	ug/L	5.0	1		12/19/11 11:46	71-43-2	
Bromochloromethane	ND	ug/L	5.0	1		12/19/11 11:46	74-97-5	
Bromodichloromethane	ND	ug/L	5.0	1		12/19/11 11:46	75-27-4	
Bromoform	ND	ug/L	5.0	1		12/19/11 11:46	75-25-2	
Bromomethane	ND	ug/L	5.0	1		12/19/11 11:46	74-83-9	
2-Butanone (MEK)	ND	ug/L	25.0	1		12/19/11 11:46	78-93-3	
Carbon disulfide	ND	ug/L	10.0	1		12/19/11 11:46	75-15-0	
Carbon tetrachloride	ND	ug/L	5.0	1		12/19/11 11:46	56-23-5	
Chlorobenzene	ND	ug/L	5.0	1		12/19/11 11:46	108-90-7	
Chloroethane	ND	ug/L	5.0	1		12/19/11 11:46	75-00-3	
Chloroform	ND	ug/L	5.0	1		12/19/11 11:46	67-66-3	
Chloromethane	ND	ug/L	5.0	1		12/19/11 11:46	74-87-3	
Cyclohexane	ND	ug/L	100	1		12/19/11 11:46	110-82-7	N2
1,2-Dibromo-3-chloropropane	ND	ug/L	10.0	1		12/19/11 11:46	96-12-8	
Dibromochloromethane	ND	ug/L	5.0	1		12/19/11 11:46	124-48-1	
1,2-Dibromoethane (EDB)	ND	ug/L	5.0	1		12/19/11 11:46	106-93-4	
1,2-Dichlorobenzene	ND	ug/L	5.0	1		12/19/11 11:46	95-50-1	
1,3-Dichlorobenzene	ND	ug/L	5.0	1		12/19/11 11:46	541-73-1	
1,4-Dichlorobenzene	ND	ug/L	5.0	1		12/19/11 11:46	106-46-7	
Dichlorodifluoromethane	ND	ug/L	5.0	1		12/19/11 11:46	75-71-8	
1,1-Dichloroethane	ND	ug/L	5.0	1		12/19/11 11:46	75-34-3	
1,2-Dichloroethane	ND	ug/L	5.0	1		12/19/11 11:46	107-06-2	
1,1-Dichloroethene	ND	ug/L	5.0	1		12/19/11 11:46	75-35-4	
cis-1,2-Dichloroethene	ND	ug/L	5.0	1		12/19/11 11:46	156-59-2	
trans-1,2-Dichloroethene	ND	ug/L	5.0	1		12/19/11 11:46	156-60-5	
1,2-Dichloropropane	ND	ug/L	5.0	1		12/19/11 11:46	78-87-5	
cis-1,3-Dichloropropene	ND	ug/L	5.0	1		12/19/11 11:46	10061-01-5	
trans-1,3-Dichloropropene	ND	ug/L	5.0	1		12/19/11 11:46	10061-02-6	
1,4-Dioxane (p-Dioxane)	ND	ug/L	100	1		12/19/11 11:46	123-91-1	N2
Ethylbenzene	ND	ug/L	5.0	1		12/19/11 11:46	100-41-4	
2-Hexanone	ND	ug/L	25.0	1		12/19/11 11:46	591-78-6	
Isopropylbenzene (Cumene)	ND	ug/L	5.0	1		12/19/11 11:46	98-82-8	
Methyl acetate	ND	ug/L	50.0	1		12/19/11 11:46	79-20-9	N2
Methylcyclohexane	ND	ug/L	50.0	1		12/19/11 11:46	108-87-2	N2
Methylene Chloride	ND	ug/L	5.0	1		12/19/11 11:46	75-09-2	
4-Methyl-2-pentanone (MIBK)	ND	ug/L	25.0	1		12/19/11 11:46	108-10-1	
Methyl-tert-butyl ether	ND	ug/L	4.0	1		12/19/11 11:46	1634-04-4	
Styrene	ND	ug/L	5.0	1		12/19/11 11:46	100-42-5	
1,1,2,2-Tetrachloroethane	ND	ug/L	5.0	1		12/19/11 11:46	79-34-5	
Tetrachloroethene	ND	ug/L	5.0	1		12/19/11 11:46	127-18-4	
Toluene	ND	ug/L	5.0	1		12/19/11 11:46	108-88-3	
1,2,3-Trichlorobenzene	ND	ug/L	5.0	1		12/19/11 11:46	87-61-6	
1,2,4-Trichlorobenzene	ND	ug/L	5.0	1		12/19/11 11:46	120-82-1	
1,1,1-Trichloroethane	ND	ug/L	5.0	1		12/19/11 11:46	71-55-6	
1,1,2-Trichloroethane	ND	ug/L	5.0	1		12/19/11 11:46	79-00-5	

ANALYTICAL RESULTS

Project: West Vermont Street

Pace Project No.: 5055666

Sample: WVS-MW0524S2B-120811-GW **Lab ID:** 5055666004 Collected: 12/08/11 11:05 Received: 12/08/11 16:06 Matrix: Water

Parameters	Results	Units	Report Limit	DF	Prepared	Analyzed	CAS No.	Qual
8260 MSV		Analytical Method: EPA 8260						
Trichloroethene	ND	ug/L	5.0	1		12/19/11 11:46	79-01-6	
Trichlorofluoromethane	ND	ug/L	5.0	1		12/19/11 11:46	75-69-4	
1,1,2-Trichlorotrifluoroethane	ND	ug/L	5.0	1		12/19/11 11:46	76-13-1	
Vinyl chloride	ND	ug/L	2.0	1		12/19/11 11:46	75-01-4	
m&p-Xylene	ND	ug/L	5.0	1		12/19/11 11:46	179601-23-1	
o-Xylene	ND	ug/L	5.0	1		12/19/11 11:46	95-47-6	
Surrogates								
Dibromofluoromethane (S)	100 %.		83-123	1		12/19/11 11:46	1868-53-7	
4-Bromofluorobenzene (S)	101 %.		72-125	1		12/19/11 11:46	460-00-4	
Toluene-d8 (S)	94 %.		81-114	1		12/19/11 11:46	2037-26-5	

ANALYTICAL RESULTS

Project: West Vermont Street

Pace Project No.: 5055666

Sample: WVS-MMWP13S-120811-GW **Lab ID:** 5055666005 Collected: 12/08/11 13:45 Received: 12/08/11 16:06 Matrix: Water

Parameters	Results	Units	Report Limit	DF	Prepared	Analyzed	CAS No.	Qual
8260 MSV		Analytical Method: EPA 8260						
Acetone	ND	ug/L	100	1		12/19/11 16:08	67-64-1	
Benzene	ND	ug/L	5.0	1		12/19/11 16:08	71-43-2	
Bromochloromethane	ND	ug/L	5.0	1		12/19/11 16:08	74-97-5	
Bromodichloromethane	ND	ug/L	5.0	1		12/19/11 16:08	75-27-4	
Bromoform	ND	ug/L	5.0	1		12/19/11 16:08	75-25-2	
Bromomethane	ND	ug/L	5.0	1		12/19/11 16:08	74-83-9	
2-Butanone (MEK)	ND	ug/L	25.0	1		12/19/11 16:08	78-93-3	
Carbon disulfide	ND	ug/L	10.0	1		12/19/11 16:08	75-15-0	
Carbon tetrachloride	ND	ug/L	5.0	1		12/19/11 16:08	56-23-5	
Chlorobenzene	ND	ug/L	5.0	1		12/19/11 16:08	108-90-7	
Chloroethane	ND	ug/L	5.0	1		12/19/11 16:08	75-00-3	
Chloroform	ND	ug/L	5.0	1		12/19/11 16:08	67-66-3	
Chloromethane	ND	ug/L	5.0	1		12/19/11 16:08	74-87-3	
Cyclohexane	ND	ug/L	100	1		12/19/11 16:08	110-82-7	N2
1,2-Dibromo-3-chloropropane	ND	ug/L	10.0	1		12/19/11 16:08	96-12-8	
Dibromochloromethane	ND	ug/L	5.0	1		12/19/11 16:08	124-48-1	
1,2-Dibromoethane (EDB)	ND	ug/L	5.0	1		12/19/11 16:08	106-93-4	
1,2-Dichlorobenzene	ND	ug/L	5.0	1		12/19/11 16:08	95-50-1	
1,3-Dichlorobenzene	ND	ug/L	5.0	1		12/19/11 16:08	541-73-1	
1,4-Dichlorobenzene	ND	ug/L	5.0	1		12/19/11 16:08	106-46-7	
Dichlorodifluoromethane	ND	ug/L	5.0	1		12/19/11 16:08	75-71-8	
1,1-Dichloroethane	ND	ug/L	5.0	1		12/19/11 16:08	75-34-3	
1,2-Dichloroethane	ND	ug/L	5.0	1		12/19/11 16:08	107-06-2	
1,1-Dichloroethene	ND	ug/L	5.0	1		12/19/11 16:08	75-35-4	
cis-1,2-Dichloroethene	ND	ug/L	5.0	1		12/19/11 16:08	156-59-2	
trans-1,2-Dichloroethene	ND	ug/L	5.0	1		12/19/11 16:08	156-60-5	
1,2-Dichloropropane	ND	ug/L	5.0	1		12/19/11 16:08	78-87-5	
cis-1,3-Dichloropropene	ND	ug/L	5.0	1		12/19/11 16:08	10061-01-5	
trans-1,3-Dichloropropene	ND	ug/L	5.0	1		12/19/11 16:08	10061-02-6	
1,4-Dioxane (p-Dioxane)	ND	ug/L	100	1		12/19/11 16:08	123-91-1	N2
Ethylbenzene	ND	ug/L	5.0	1		12/19/11 16:08	100-41-4	
2-Hexanone	ND	ug/L	25.0	1		12/19/11 16:08	591-78-6	
Isopropylbenzene (Cumene)	ND	ug/L	5.0	1		12/19/11 16:08	98-82-8	
Methyl acetate	ND	ug/L	50.0	1		12/19/11 16:08	79-20-9	N2
Methylcyclohexane	ND	ug/L	50.0	1		12/19/11 16:08	108-87-2	N2
Methylene Chloride	ND	ug/L	5.0	1		12/19/11 16:08	75-09-2	
4-Methyl-2-pentanone (MIBK)	ND	ug/L	25.0	1		12/19/11 16:08	108-10-1	
Methyl-tert-butyl ether	ND	ug/L	4.0	1		12/19/11 16:08	1634-04-4	
Styrene	ND	ug/L	5.0	1		12/19/11 16:08	100-42-5	
1,1,2,2-Tetrachloroethane	ND	ug/L	5.0	1		12/19/11 16:08	79-34-5	
Tetrachloroethene	ND	ug/L	5.0	1		12/19/11 16:08	127-18-4	
Toluene	ND	ug/L	5.0	1		12/19/11 16:08	108-88-3	
1,2,3-Trichlorobenzene	ND	ug/L	5.0	1		12/19/11 16:08	87-61-6	
1,2,4-Trichlorobenzene	ND	ug/L	5.0	1		12/19/11 16:08	120-82-1	
1,1,1-Trichloroethane	ND	ug/L	5.0	1		12/19/11 16:08	71-55-6	
1,1,2-Trichloroethane	ND	ug/L	5.0	1		12/19/11 16:08	79-00-5	

ANALYTICAL RESULTS

Project: West Vermont Street

Pace Project No.: 5055666

Sample: WVS-MMWP13S-120811-GW **Lab ID:** 5055666005 Collected: 12/08/11 13:45 Received: 12/08/11 16:06 Matrix: Water

Parameters	Results	Units	Report Limit	DF	Prepared	Analyzed	CAS No.	Qual
8260 MSV		Analytical Method: EPA 8260						
Trichloroethene	ND	ug/L	5.0	1		12/19/11 16:08	79-01-6	
Trichlorofluoromethane	ND	ug/L	5.0	1		12/19/11 16:08	75-69-4	
1,1,2-Trichlorotrifluoroethane	ND	ug/L	5.0	1		12/19/11 16:08	76-13-1	
Vinyl chloride	32.4	ug/L	2.0	1		12/19/11 16:08	75-01-4	
m&p-Xylene	ND	ug/L	5.0	1		12/19/11 16:08	179601-23-1	
o-Xylene	ND	ug/L	5.0	1		12/19/11 16:08	95-47-6	
Surrogates								
Dibromofluoromethane (S)	100 %.		83-123	1		12/19/11 16:08	1868-53-7	
4-Bromofluorobenzene (S)	103 %.		72-125	1		12/19/11 16:08	460-00-4	
Toluene-d8 (S)	95 %.		81-114	1		12/19/11 16:08	2037-26-5	

ANALYTICAL RESULTS

Project: West Vermont Street

Pace Project No.: 5055666

Sample: WVS-MMWP13D-120811-GW **Lab ID:** 5055666006 Collected: 12/08/11 14:55 Received: 12/08/11 16:06 Matrix: Water

Parameters	Results	Units	Report Limit	DF	Prepared	Analyzed	CAS No.	Qual
8260 MSV		Analytical Method: EPA 8260						
Acetone	ND	ug/L	100	1		12/19/11 16:46	67-64-1	
Benzene	ND	ug/L	5.0	1		12/19/11 16:46	71-43-2	
Bromochloromethane	ND	ug/L	5.0	1		12/19/11 16:46	74-97-5	
Bromodichloromethane	ND	ug/L	5.0	1		12/19/11 16:46	75-27-4	
Bromoform	ND	ug/L	5.0	1		12/19/11 16:46	75-25-2	
Bromomethane	ND	ug/L	5.0	1		12/19/11 16:46	74-83-9	
2-Butanone (MEK)	ND	ug/L	25.0	1		12/19/11 16:46	78-93-3	
Carbon disulfide	ND	ug/L	10.0	1		12/19/11 16:46	75-15-0	
Carbon tetrachloride	ND	ug/L	5.0	1		12/19/11 16:46	56-23-5	
Chlorobenzene	ND	ug/L	5.0	1		12/19/11 16:46	108-90-7	
Chloroethane	ND	ug/L	5.0	1		12/19/11 16:46	75-00-3	
Chloroform	ND	ug/L	5.0	1		12/19/11 16:46	67-66-3	
Chloromethane	ND	ug/L	5.0	1		12/19/11 16:46	74-87-3	
Cyclohexane	ND	ug/L	100	1		12/19/11 16:46	110-82-7	N2
1,2-Dibromo-3-chloropropane	ND	ug/L	10.0	1		12/19/11 16:46	96-12-8	
Dibromochloromethane	ND	ug/L	5.0	1		12/19/11 16:46	124-48-1	
1,2-Dibromoethane (EDB)	ND	ug/L	5.0	1		12/19/11 16:46	106-93-4	
1,2-Dichlorobenzene	ND	ug/L	5.0	1		12/19/11 16:46	95-50-1	
1,3-Dichlorobenzene	ND	ug/L	5.0	1		12/19/11 16:46	541-73-1	
1,4-Dichlorobenzene	ND	ug/L	5.0	1		12/19/11 16:46	106-46-7	
Dichlorodifluoromethane	ND	ug/L	5.0	1		12/19/11 16:46	75-71-8	
1,1-Dichloroethane	ND	ug/L	5.0	1		12/19/11 16:46	75-34-3	
1,2-Dichloroethane	ND	ug/L	5.0	1		12/19/11 16:46	107-06-2	
1,1-Dichloroethene	ND	ug/L	5.0	1		12/19/11 16:46	75-35-4	
cis-1,2-Dichloroethene	ND	ug/L	5.0	1		12/19/11 16:46	156-59-2	
trans-1,2-Dichloroethene	ND	ug/L	5.0	1		12/19/11 16:46	156-60-5	
1,2-Dichloropropane	ND	ug/L	5.0	1		12/19/11 16:46	78-87-5	
cis-1,3-Dichloropropene	ND	ug/L	5.0	1		12/19/11 16:46	10061-01-5	
trans-1,3-Dichloropropene	ND	ug/L	5.0	1		12/19/11 16:46	10061-02-6	
1,4-Dioxane (p-Dioxane)	ND	ug/L	100	1		12/19/11 16:46	123-91-1	N2
Ethylbenzene	ND	ug/L	5.0	1		12/19/11 16:46	100-41-4	
2-Hexanone	ND	ug/L	25.0	1		12/19/11 16:46	591-78-6	
Isopropylbenzene (Cumene)	ND	ug/L	5.0	1		12/19/11 16:46	98-82-8	
Methyl acetate	ND	ug/L	50.0	1		12/19/11 16:46	79-20-9	N2
Methylcyclohexane	ND	ug/L	50.0	1		12/19/11 16:46	108-87-2	N2
Methylene Chloride	ND	ug/L	5.0	1		12/19/11 16:46	75-09-2	
4-Methyl-2-pentanone (MIBK)	ND	ug/L	25.0	1		12/19/11 16:46	108-10-1	
Methyl-tert-butyl ether	ND	ug/L	4.0	1		12/19/11 16:46	1634-04-4	
Styrene	ND	ug/L	5.0	1		12/19/11 16:46	100-42-5	
1,1,2,2-Tetrachloroethane	ND	ug/L	5.0	1		12/19/11 16:46	79-34-5	
Tetrachloroethene	ND	ug/L	5.0	1		12/19/11 16:46	127-18-4	
Toluene	ND	ug/L	5.0	1		12/19/11 16:46	108-88-3	
1,2,3-Trichlorobenzene	ND	ug/L	5.0	1		12/19/11 16:46	87-61-6	
1,2,4-Trichlorobenzene	ND	ug/L	5.0	1		12/19/11 16:46	120-82-1	
1,1,1-Trichloroethane	ND	ug/L	5.0	1		12/19/11 16:46	71-55-6	
1,1,2-Trichloroethane	ND	ug/L	5.0	1		12/19/11 16:46	79-00-5	

ANALYTICAL RESULTS

Project: West Vermont Street

Pace Project No.: 5055666

Sample: WVS-MMWP13D-120811-GW **Lab ID:** 5055666006 Collected: 12/08/11 14:55 Received: 12/08/11 16:06 Matrix: Water

Parameters	Results	Units	Report Limit	DF	Prepared	Analyzed	CAS No.	Qual
8260 MSV		Analytical Method: EPA 8260						
Trichloroethene	ND	ug/L	5.0	1		12/19/11 16:46	79-01-6	
Trichlorofluoromethane	ND	ug/L	5.0	1		12/19/11 16:46	75-69-4	
1,1,2-Trichlorotrifluoroethane	ND	ug/L	5.0	1		12/19/11 16:46	76-13-1	
Vinyl chloride	170	ug/L	2.0	1		12/19/11 16:46	75-01-4	
m&p-Xylene	ND	ug/L	5.0	1		12/19/11 16:46	179601-23-1	
o-Xylene	ND	ug/L	5.0	1		12/19/11 16:46	95-47-6	
Surrogates								
Dibromofluoromethane (S)	100 %.		83-123	1		12/19/11 16:46	1868-53-7	
4-Bromofluorobenzene (S)	103 %.		72-125	1		12/19/11 16:46	460-00-4	
Toluene-d8 (S)	95 %.		81-114	1		12/19/11 16:46	2037-26-5	

ANALYTICAL RESULTS

Project: West Vermont Street

Pace Project No.: 5055666

Sample: TRIP BLANK 1		Lab ID: 5055666007	Collected: 12/08/11 08:00	Received: 12/08/11 16:06	Matrix: Water			
Parameters	Results	Units	Report Limit	DF	Prepared	Analyzed	CAS No.	Qual
8260 MSV		Analytical Method: EPA 8260						
Acetone	ND	ug/L	100	1		12/19/11 17:23	67-64-1	
Benzene	ND	ug/L	5.0	1		12/19/11 17:23	71-43-2	
Bromochloromethane	ND	ug/L	5.0	1		12/19/11 17:23	74-97-5	
Bromodichloromethane	ND	ug/L	5.0	1		12/19/11 17:23	75-27-4	
Bromoform	ND	ug/L	5.0	1		12/19/11 17:23	75-25-2	
Bromomethane	ND	ug/L	5.0	1		12/19/11 17:23	74-83-9	
2-Butanone (MEK)	ND	ug/L	25.0	1		12/19/11 17:23	78-93-3	
Carbon disulfide	ND	ug/L	10.0	1		12/19/11 17:23	75-15-0	
Carbon tetrachloride	ND	ug/L	5.0	1		12/19/11 17:23	56-23-5	
Chlorobenzene	ND	ug/L	5.0	1		12/19/11 17:23	108-90-7	
Chloroethane	ND	ug/L	5.0	1		12/19/11 17:23	75-00-3	
Chloroform	ND	ug/L	5.0	1		12/19/11 17:23	67-66-3	
Chloromethane	ND	ug/L	5.0	1		12/19/11 17:23	74-87-3	
Cyclohexane	ND	ug/L	100	1		12/19/11 17:23	110-82-7	N2
1,2-Dibromo-3-chloropropane	ND	ug/L	10.0	1		12/19/11 17:23	96-12-8	
Dibromochloromethane	ND	ug/L	5.0	1		12/19/11 17:23	124-48-1	
1,2-Dibromoethane (EDB)	ND	ug/L	5.0	1		12/19/11 17:23	106-93-4	
1,2-Dichlorobenzene	ND	ug/L	5.0	1		12/19/11 17:23	95-50-1	
1,3-Dichlorobenzene	ND	ug/L	5.0	1		12/19/11 17:23	541-73-1	
1,4-Dichlorobenzene	ND	ug/L	5.0	1		12/19/11 17:23	106-46-7	
Dichlorodifluoromethane	ND	ug/L	5.0	1		12/19/11 17:23	75-71-8	
1,1-Dichloroethane	ND	ug/L	5.0	1		12/19/11 17:23	75-34-3	
1,2-Dichloroethane	ND	ug/L	5.0	1		12/19/11 17:23	107-06-2	
1,1-Dichloroethene	ND	ug/L	5.0	1		12/19/11 17:23	75-35-4	
cis-1,2-Dichloroethene	ND	ug/L	5.0	1		12/19/11 17:23	156-59-2	
trans-1,2-Dichloroethene	ND	ug/L	5.0	1		12/19/11 17:23	156-60-5	
1,2-Dichloropropane	ND	ug/L	5.0	1		12/19/11 17:23	78-87-5	
cis-1,3-Dichloropropene	ND	ug/L	5.0	1		12/19/11 17:23	10061-01-5	
trans-1,3-Dichloropropene	ND	ug/L	5.0	1		12/19/11 17:23	10061-02-6	
1,4-Dioxane (p-Dioxane)	ND	ug/L	100	1		12/19/11 17:23	123-91-1	N2
Ethylbenzene	ND	ug/L	5.0	1		12/19/11 17:23	100-41-4	
2-Hexanone	ND	ug/L	25.0	1		12/19/11 17:23	591-78-6	
Isopropylbenzene (Cumene)	ND	ug/L	5.0	1		12/19/11 17:23	98-82-8	
Methyl acetate	ND	ug/L	50.0	1		12/19/11 17:23	79-20-9	N2
Methylcyclohexane	ND	ug/L	50.0	1		12/19/11 17:23	108-87-2	N2
Methylene Chloride	ND	ug/L	5.0	1		12/19/11 17:23	75-09-2	
4-Methyl-2-pentanone (MIBK)	ND	ug/L	25.0	1		12/19/11 17:23	108-10-1	
Methyl-tert-butyl ether	ND	ug/L	4.0	1		12/19/11 17:23	1634-04-4	
Styrene	ND	ug/L	5.0	1		12/19/11 17:23	100-42-5	
1,1,2,2-Tetrachloroethane	ND	ug/L	5.0	1		12/19/11 17:23	79-34-5	
Tetrachloroethene	ND	ug/L	5.0	1		12/19/11 17:23	127-18-4	
Toluene	ND	ug/L	5.0	1		12/19/11 17:23	108-88-3	
1,2,3-Trichlorobenzene	ND	ug/L	5.0	1		12/19/11 17:23	87-61-6	
1,2,4-Trichlorobenzene	ND	ug/L	5.0	1		12/19/11 17:23	120-82-1	
1,1,1-Trichloroethane	ND	ug/L	5.0	1		12/19/11 17:23	71-55-6	
1,1,2-Trichloroethane	ND	ug/L	5.0	1		12/19/11 17:23	79-00-5	
Trichloroethene	ND	ug/L	5.0	1		12/19/11 17:23	79-01-6	

Date: 12/20/2011 12:50 PM

REPORT OF LABORATORY ANALYSIS

Page 16 of 22

This report shall not be reproduced, except in full,
without the written consent of Pace Analytical Services, Inc..

ANALYTICAL RESULTS

Project: West Vermont Street

Pace Project No.: 5055666

Sample: TRIP BLANK 1		Lab ID: 5055666007	Collected: 12/08/11 08:00	Received: 12/08/11 16:06	Matrix: Water			
Parameters	Results	Units	Report Limit	DF	Prepared	Analyzed	CAS No.	Qual
8260 MSV		Analytical Method: EPA 8260						
Trichlorofluoromethane	ND	ug/L	5.0	1		12/19/11 17:23	75-69-4	
1,1,2-Trichlorotrifluoroethane	ND	ug/L	5.0	1		12/19/11 17:23	76-13-1	
Vinyl chloride	ND	ug/L	2.0	1		12/19/11 17:23	75-01-4	
m&p-Xylene	ND	ug/L	5.0	1		12/19/11 17:23	179601-23-1	
o-Xylene	ND	ug/L	5.0	1		12/19/11 17:23	95-47-6	
Surrogates								
Dibromofluoromethane (S)	101 %.		83-123	1		12/19/11 17:23	1868-53-7	
4-Bromofluorobenzene (S)	103 %.		72-125	1		12/19/11 17:23	460-00-4	
Toluene-d8 (S)	94 %.		81-114	1		12/19/11 17:23	2037-26-5	

ANALYTICAL RESULTS

Project: West Vermont Street

Pace Project No.: 5055667

Sample: WVS-MW0522-52B-120811-
GW **Lab ID:** 5055667001 Collected: 12/08/11 09:55 Received: 12/08/11 16:06 Matrix: Water

Parameters	Results	Units	Report Limit	DF	Prepared	Analyzed	CAS No.	Qual
8260 MSV		Analytical Method: EPA 8260						
Acetone	ND	ug/L	100	1		12/19/11 18:00	67-64-1	
Benzene	ND	ug/L	5.0	1		12/19/11 18:00	71-43-2	
Bromochloromethane	ND	ug/L	5.0	1		12/19/11 18:00	74-97-5	
Bromodichloromethane	ND	ug/L	5.0	1		12/19/11 18:00	75-27-4	
Bromoform	ND	ug/L	5.0	1		12/19/11 18:00	75-25-2	
Bromomethane	ND	ug/L	5.0	1		12/19/11 18:00	74-83-9	
2-Butanone (MEK)	ND	ug/L	25.0	1		12/19/11 18:00	78-93-3	
Carbon disulfide	ND	ug/L	10.0	1		12/19/11 18:00	75-15-0	
Carbon tetrachloride	ND	ug/L	5.0	1		12/19/11 18:00	56-23-5	
Chlorobenzene	ND	ug/L	5.0	1		12/19/11 18:00	108-90-7	
Chloroethane	ND	ug/L	5.0	1		12/19/11 18:00	75-00-3	
Chloroform	ND	ug/L	5.0	1		12/19/11 18:00	67-66-3	
Chloromethane	ND	ug/L	5.0	1		12/19/11 18:00	74-87-3	
Cyclohexane	ND	ug/L	100	1		12/19/11 18:00	110-82-7	N2
1,2-Dibromo-3-chloropropane	ND	ug/L	10.0	1		12/19/11 18:00	96-12-8	
Dibromochloromethane	ND	ug/L	5.0	1		12/19/11 18:00	124-48-1	
1,2-Dibromoethane (EDB)	ND	ug/L	5.0	1		12/19/11 18:00	106-93-4	
1,2-Dichlorobenzene	ND	ug/L	5.0	1		12/19/11 18:00	95-50-1	
1,3-Dichlorobenzene	ND	ug/L	5.0	1		12/19/11 18:00	541-73-1	
1,4-Dichlorobenzene	ND	ug/L	5.0	1		12/19/11 18:00	106-46-7	
Dichlorodifluoromethane	ND	ug/L	5.0	1		12/19/11 18:00	75-71-8	
1,1-Dichloroethane	ND	ug/L	5.0	1		12/19/11 18:00	75-34-3	
1,2-Dichloroethane	ND	ug/L	5.0	1		12/19/11 18:00	107-06-2	
1,1-Dichloroethene	ND	ug/L	5.0	1		12/19/11 18:00	75-35-4	
cis-1,2-Dichloroethene	ND	ug/L	5.0	1		12/19/11 18:00	156-59-2	
trans-1,2-Dichloroethene	ND	ug/L	5.0	1		12/19/11 18:00	156-60-5	
1,2-Dichloropropane	ND	ug/L	5.0	1		12/19/11 18:00	78-87-5	
cis-1,3-Dichloropropene	ND	ug/L	5.0	1		12/19/11 18:00	10061-01-5	
trans-1,3-Dichloropropene	ND	ug/L	5.0	1		12/19/11 18:00	10061-02-6	
1,4-Dioxane (p-Dioxane)	ND	ug/L	100	1		12/19/11 18:00	123-91-1	N2
Ethylbenzene	ND	ug/L	5.0	1		12/19/11 18:00	100-41-4	
2-Hexanone	ND	ug/L	25.0	1		12/19/11 18:00	591-78-6	
Isopropylbenzene (Cumene)	ND	ug/L	5.0	1		12/19/11 18:00	98-82-8	
Methyl acetate	ND	ug/L	50.0	1		12/19/11 18:00	79-20-9	N2
Methylcyclohexane	ND	ug/L	50.0	1		12/19/11 18:00	108-87-2	N2
Methylene Chloride	ND	ug/L	5.0	1		12/19/11 18:00	75-09-2	
4-Methyl-2-pentanone (MIBK)	ND	ug/L	25.0	1		12/19/11 18:00	108-10-1	
Methyl-tert-butyl ether	ND	ug/L	4.0	1		12/19/11 18:00	1634-04-4	
Styrene	ND	ug/L	5.0	1		12/19/11 18:00	100-42-5	
1,1,2,2-Tetrachloroethane	ND	ug/L	5.0	1		12/19/11 18:00	79-34-5	
Tetrachloroethene	ND	ug/L	5.0	1		12/19/11 18:00	127-18-4	
Toluene	ND	ug/L	5.0	1		12/19/11 18:00	108-88-3	
1,2,3-Trichlorobenzene	ND	ug/L	5.0	1		12/19/11 18:00	87-61-6	
1,2,4-Trichlorobenzene	ND	ug/L	5.0	1		12/19/11 18:00	120-82-1	
1,1,1-Trichloroethane	ND	ug/L	5.0	1		12/19/11 18:00	71-55-6	
1,1,2-Trichloroethane	ND	ug/L	5.0	1		12/19/11 18:00	79-00-5	

Date: 12/20/2011 02:15 PM

REPORT OF LABORATORY ANALYSIS

Page 4 of 24

This report shall not be reproduced, except in full,
without the written consent of Pace Analytical Services, Inc..

ANALYTICAL RESULTS

Project: West Vermont Street

Pace Project No.: 5055667

Sample: WVS-MW0522-52B-120811-
GW **Lab ID:** 5055667001 Collected: 12/08/11 09:55 Received: 12/08/11 16:06 Matrix: Water

Parameters	Results	Units	Report Limit	DF	Prepared	Analyzed	CAS No.	Qual
8260 MSV		Analytical Method: EPA 8260						
Trichloroethene	ND	ug/L	5.0	1		12/19/11 18:00	79-01-6	
Trichlorofluoromethane	ND	ug/L	5.0	1		12/19/11 18:00	75-69-4	
1,1,2-Trichlorotrifluoroethane	ND	ug/L	5.0	1		12/19/11 18:00	76-13-1	
Vinyl chloride	ND	ug/L	2.0	1		12/19/11 18:00	75-01-4	
m&p-Xylene	ND	ug/L	5.0	1		12/19/11 18:00	179601-23-1	
o-Xylene	ND	ug/L	5.0	1		12/19/11 18:00	95-47-6	
Surrogates								
Dibromofluoromethane (S)	100 %.		83-123	1		12/19/11 18:00	1868-53-7	
4-Bromofluorobenzene (S)	102 %.		72-125	1		12/19/11 18:00	460-00-4	
Toluene-d8 (S)	95 %.		81-114	1		12/19/11 18:00	2037-26-5	

ANALYTICAL RESULTS

Project: West Vermont Street

Pace Project No.: 5055667

Sample: WVS-MW0522-52B-120811-
GW-DUP **Lab ID:** 5055667002 Collected: 12/08/11 09:55 Received: 12/08/11 16:06 Matrix: Water

Parameters	Results	Units	Report Limit	DF	Prepared	Analyzed	CAS No.	Qual
8260 MSV		Analytical Method: EPA 8260						
Acetone	ND	ug/L	100	1		12/19/11 18:38	67-64-1	
Benzene	ND	ug/L	5.0	1		12/19/11 18:38	71-43-2	
Bromochloromethane	ND	ug/L	5.0	1		12/19/11 18:38	74-97-5	
Bromodichloromethane	ND	ug/L	5.0	1		12/19/11 18:38	75-27-4	
Bromoform	ND	ug/L	5.0	1		12/19/11 18:38	75-25-2	
Bromomethane	ND	ug/L	5.0	1		12/19/11 18:38	74-83-9	
2-Butanone (MEK)	ND	ug/L	25.0	1		12/19/11 18:38	78-93-3	
Carbon disulfide	ND	ug/L	10.0	1		12/19/11 18:38	75-15-0	
Carbon tetrachloride	ND	ug/L	5.0	1		12/19/11 18:38	56-23-5	
Chlorobenzene	ND	ug/L	5.0	1		12/19/11 18:38	108-90-7	
Chloroethane	ND	ug/L	5.0	1		12/19/11 18:38	75-00-3	
Chloroform	ND	ug/L	5.0	1		12/19/11 18:38	67-66-3	
Chloromethane	ND	ug/L	5.0	1		12/19/11 18:38	74-87-3	
Cyclohexane	ND	ug/L	100	1		12/19/11 18:38	110-82-7	N2
1,2-Dibromo-3-chloropropane	ND	ug/L	10.0	1		12/19/11 18:38	96-12-8	
Dibromochloromethane	ND	ug/L	5.0	1		12/19/11 18:38	124-48-1	
1,2-Dibromoethane (EDB)	ND	ug/L	5.0	1		12/19/11 18:38	106-93-4	
1,2-Dichlorobenzene	ND	ug/L	5.0	1		12/19/11 18:38	95-50-1	
1,3-Dichlorobenzene	ND	ug/L	5.0	1		12/19/11 18:38	541-73-1	
1,4-Dichlorobenzene	ND	ug/L	5.0	1		12/19/11 18:38	106-46-7	
Dichlorodifluoromethane	ND	ug/L	5.0	1		12/19/11 18:38	75-71-8	
1,1-Dichloroethane	ND	ug/L	5.0	1		12/19/11 18:38	75-34-3	
1,2-Dichloroethane	ND	ug/L	5.0	1		12/19/11 18:38	107-06-2	
1,1-Dichloroethene	ND	ug/L	5.0	1		12/19/11 18:38	75-35-4	
cis-1,2-Dichloroethene	ND	ug/L	5.0	1		12/19/11 18:38	156-59-2	
trans-1,2-Dichloroethene	ND	ug/L	5.0	1		12/19/11 18:38	156-60-5	
1,2-Dichloropropane	ND	ug/L	5.0	1		12/19/11 18:38	78-87-5	
cis-1,3-Dichloropropene	ND	ug/L	5.0	1		12/19/11 18:38	10061-01-5	
trans-1,3-Dichloropropene	ND	ug/L	5.0	1		12/19/11 18:38	10061-02-6	
1,4-Dioxane (p-Dioxane)	ND	ug/L	100	1		12/19/11 18:38	123-91-1	N2
Ethylbenzene	ND	ug/L	5.0	1		12/19/11 18:38	100-41-4	
2-Hexanone	ND	ug/L	25.0	1		12/19/11 18:38	591-78-6	
Isopropylbenzene (Cumene)	ND	ug/L	5.0	1		12/19/11 18:38	98-82-8	
Methyl acetate	ND	ug/L	50.0	1		12/19/11 18:38	79-20-9	N2
Methylcyclohexane	ND	ug/L	50.0	1		12/19/11 18:38	108-87-2	N2
Methylene Chloride	ND	ug/L	5.0	1		12/19/11 18:38	75-09-2	
4-Methyl-2-pentanone (MIBK)	ND	ug/L	25.0	1		12/19/11 18:38	108-10-1	
Methyl-tert-butyl ether	ND	ug/L	4.0	1		12/19/11 18:38	1634-04-4	
Styrene	ND	ug/L	5.0	1		12/19/11 18:38	100-42-5	
1,1,2,2-Tetrachloroethane	ND	ug/L	5.0	1		12/19/11 18:38	79-34-5	
Tetrachloroethene	ND	ug/L	5.0	1		12/19/11 18:38	127-18-4	
Toluene	ND	ug/L	5.0	1		12/19/11 18:38	108-88-3	
1,2,3-Trichlorobenzene	ND	ug/L	5.0	1		12/19/11 18:38	87-61-6	
1,2,4-Trichlorobenzene	ND	ug/L	5.0	1		12/19/11 18:38	120-82-1	
1,1,1-Trichloroethane	ND	ug/L	5.0	1		12/19/11 18:38	71-55-6	
1,1,2-Trichloroethane	ND	ug/L	5.0	1		12/19/11 18:38	79-00-5	

Date: 12/20/2011 02:15 PM

REPORT OF LABORATORY ANALYSIS

Page 6 of 24

This report shall not be reproduced, except in full,
without the written consent of Pace Analytical Services, Inc..

ANALYTICAL RESULTS

Project: West Vermont Street

Pace Project No.: 5055667

Sample: WVS-MW0522-52B-120811-
GW-DUP **Lab ID:** 5055667002 Collected: 12/08/11 09:55 Received: 12/08/11 16:06 Matrix: Water

Parameters	Results	Units	Report Limit	DF	Prepared	Analyzed	CAS No.	Qual
8260 MSV		Analytical Method: EPA 8260						
Trichloroethene	ND	ug/L	5.0	1		12/19/11 18:38	79-01-6	
Trichlorofluoromethane	ND	ug/L	5.0	1		12/19/11 18:38	75-69-4	
1,1,2-Trichlorotrifluoroethane	ND	ug/L	5.0	1		12/19/11 18:38	76-13-1	
Vinyl chloride	ND	ug/L	2.0	1		12/19/11 18:38	75-01-4	
m&p-Xylene	ND	ug/L	5.0	1		12/19/11 18:38	179601-23-1	
o-Xylene	ND	ug/L	5.0	1		12/19/11 18:38	95-47-6	
Surrogates								
Dibromofluoromethane (S)	98 %.		83-123	1		12/19/11 18:38	1868-53-7	
4-Bromofluorobenzene (S)	102 %.		72-125	1		12/19/11 18:38	460-00-4	
Toluene-d8 (S)	94 %.		81-114	1		12/19/11 18:38	2037-26-5	

ANALYTICAL RESULTS

Project: West Vermont Street

Pace Project No.: 5055667

Sample: WVS-MW0522-52A-120811-
GW **Lab ID:** 5055667003 Collected: 12/08/11 11:18 Received: 12/08/11 16:06 Matrix: Water

Parameters	Results	Units	Report Limit	DF	Prepared	Analyzed	CAS No.	Qual
8260 MSV		Analytical Method: EPA 8260						
Acetone	ND	ug/L	100	1		12/19/11 19:15	67-64-1	
Benzene	ND	ug/L	5.0	1		12/19/11 19:15	71-43-2	
Bromochloromethane	ND	ug/L	5.0	1		12/19/11 19:15	74-97-5	
Bromodichloromethane	ND	ug/L	5.0	1		12/19/11 19:15	75-27-4	
Bromoform	ND	ug/L	5.0	1		12/19/11 19:15	75-25-2	
Bromomethane	ND	ug/L	5.0	1		12/19/11 19:15	74-83-9	
2-Butanone (MEK)	ND	ug/L	25.0	1		12/19/11 19:15	78-93-3	
Carbon disulfide	ND	ug/L	10.0	1		12/19/11 19:15	75-15-0	
Carbon tetrachloride	ND	ug/L	5.0	1		12/19/11 19:15	56-23-5	
Chlorobenzene	ND	ug/L	5.0	1		12/19/11 19:15	108-90-7	
Chloroethane	ND	ug/L	5.0	1		12/19/11 19:15	75-00-3	
Chloroform	ND	ug/L	5.0	1		12/19/11 19:15	67-66-3	
Chloromethane	ND	ug/L	5.0	1		12/19/11 19:15	74-87-3	
Cyclohexane	ND	ug/L	100	1		12/19/11 19:15	110-82-7	N2
1,2-Dibromo-3-chloropropane	ND	ug/L	10.0	1		12/19/11 19:15	96-12-8	
Dibromochloromethane	ND	ug/L	5.0	1		12/19/11 19:15	124-48-1	
1,2-Dibromoethane (EDB)	ND	ug/L	5.0	1		12/19/11 19:15	106-93-4	
1,2-Dichlorobenzene	ND	ug/L	5.0	1		12/19/11 19:15	95-50-1	
1,3-Dichlorobenzene	ND	ug/L	5.0	1		12/19/11 19:15	541-73-1	
1,4-Dichlorobenzene	ND	ug/L	5.0	1		12/19/11 19:15	106-46-7	
Dichlorodifluoromethane	ND	ug/L	5.0	1		12/19/11 19:15	75-71-8	
1,1-Dichloroethane	ND	ug/L	5.0	1		12/19/11 19:15	75-34-3	
1,2-Dichloroethane	ND	ug/L	5.0	1		12/19/11 19:15	107-06-2	
1,1-Dichloroethene	ND	ug/L	5.0	1		12/19/11 19:15	75-35-4	
cis-1,2-Dichloroethene	ND	ug/L	5.0	1		12/19/11 19:15	156-59-2	
trans-1,2-Dichloroethene	ND	ug/L	5.0	1		12/19/11 19:15	156-60-5	
1,2-Dichloropropane	ND	ug/L	5.0	1		12/19/11 19:15	78-87-5	
cis-1,3-Dichloropropene	ND	ug/L	5.0	1		12/19/11 19:15	10061-01-5	
trans-1,3-Dichloropropene	ND	ug/L	5.0	1		12/19/11 19:15	10061-02-6	
1,4-Dioxane (p-Dioxane)	ND	ug/L	100	1		12/19/11 19:15	123-91-1	N2
Ethylbenzene	ND	ug/L	5.0	1		12/19/11 19:15	100-41-4	
2-Hexanone	ND	ug/L	25.0	1		12/19/11 19:15	591-78-6	
Isopropylbenzene (Cumene)	ND	ug/L	5.0	1		12/19/11 19:15	98-82-8	
Methyl acetate	ND	ug/L	50.0	1		12/19/11 19:15	79-20-9	N2
Methylcyclohexane	ND	ug/L	50.0	1		12/19/11 19:15	108-87-2	N2
Methylene Chloride	ND	ug/L	5.0	1		12/19/11 19:15	75-09-2	
4-Methyl-2-pentanone (MIBK)	ND	ug/L	25.0	1		12/19/11 19:15	108-10-1	
Methyl-tert-butyl ether	ND	ug/L	4.0	1		12/19/11 19:15	1634-04-4	
Styrene	ND	ug/L	5.0	1		12/19/11 19:15	100-42-5	
1,1,2,2-Tetrachloroethane	ND	ug/L	5.0	1		12/19/11 19:15	79-34-5	
Tetrachloroethene	ND	ug/L	5.0	1		12/19/11 19:15	127-18-4	
Toluene	ND	ug/L	5.0	1		12/19/11 19:15	108-88-3	
1,2,3-Trichlorobenzene	ND	ug/L	5.0	1		12/19/11 19:15	87-61-6	
1,2,4-Trichlorobenzene	ND	ug/L	5.0	1		12/19/11 19:15	120-82-1	
1,1,1-Trichloroethane	ND	ug/L	5.0	1		12/19/11 19:15	71-55-6	
1,1,2-Trichloroethane	ND	ug/L	5.0	1		12/19/11 19:15	79-00-5	

Date: 12/20/2011 02:15 PM

REPORT OF LABORATORY ANALYSIS

Page 8 of 24

This report shall not be reproduced, except in full,
without the written consent of Pace Analytical Services, Inc..

ANALYTICAL RESULTS

Project: West Vermont Street

Pace Project No.: 5055667

Sample: WVS-MW0522-52A-120811-
GW **Lab ID:** 5055667003 Collected: 12/08/11 11:18 Received: 12/08/11 16:06 Matrix: Water

Parameters	Results	Units	Report Limit	DF	Prepared	Analyzed	CAS No.	Qual
8260 MSV		Analytical Method: EPA 8260						
Trichloroethene	ND	ug/L	5.0	1		12/19/11 19:15	79-01-6	
Trichlorofluoromethane	ND	ug/L	5.0	1		12/19/11 19:15	75-69-4	
1,1,2-Trichlorotrifluoroethane	ND	ug/L	5.0	1		12/19/11 19:15	76-13-1	
Vinyl chloride	ND	ug/L	2.0	1		12/19/11 19:15	75-01-4	
m&p-Xylene	ND	ug/L	5.0	1		12/19/11 19:15	179601-23-1	
o-Xylene	ND	ug/L	5.0	1		12/19/11 19:15	95-47-6	
Surrogates								
Dibromofluoromethane (S)	99 %.		83-123	1		12/19/11 19:15	1868-53-7	
4-Bromofluorobenzene (S)	102 %.		72-125	1		12/19/11 19:15	460-00-4	
Toluene-d8 (S)	94 %.		81-114	1		12/19/11 19:15	2037-26-5	

ANALYTICAL RESULTS

Project: West Vermont Street

Pace Project No.: 5055667

Sample: WVS-MMWD-11S-120811-GW **Lab ID:** 5055667004 Collected: 12/08/11 13:39 Received: 12/08/11 16:06 Matrix: Water

Parameters	Results	Units	Report Limit	DF	Prepared	Analyzed	CAS No.	Qual
8260 MSV		Analytical Method: EPA 8260						
Acetone	ND	ug/L	100	1		12/19/11 22:23	67-64-1	
Benzene	ND	ug/L	5.0	1		12/19/11 22:23	71-43-2	
Bromochloromethane	ND	ug/L	5.0	1		12/19/11 22:23	74-97-5	
Bromodichloromethane	ND	ug/L	5.0	1		12/19/11 22:23	75-27-4	
Bromoform	ND	ug/L	5.0	1		12/19/11 22:23	75-25-2	
Bromomethane	ND	ug/L	5.0	1		12/19/11 22:23	74-83-9	
2-Butanone (MEK)	ND	ug/L	25.0	1		12/19/11 22:23	78-93-3	
Carbon disulfide	ND	ug/L	10.0	1		12/19/11 22:23	75-15-0	
Carbon tetrachloride	ND	ug/L	5.0	1		12/19/11 22:23	56-23-5	
Chlorobenzene	ND	ug/L	5.0	1		12/19/11 22:23	108-90-7	
Chloroethane	ND	ug/L	5.0	1		12/19/11 22:23	75-00-3	
Chloroform	ND	ug/L	5.0	1		12/19/11 22:23	67-66-3	
Chloromethane	ND	ug/L	5.0	1		12/19/11 22:23	74-87-3	
Cyclohexane	ND	ug/L	100	1		12/19/11 22:23	110-82-7	N2
1,2-Dibromo-3-chloropropane	ND	ug/L	10.0	1		12/19/11 22:23	96-12-8	
Dibromochloromethane	ND	ug/L	5.0	1		12/19/11 22:23	124-48-1	
1,2-Dibromoethane (EDB)	ND	ug/L	5.0	1		12/19/11 22:23	106-93-4	
1,2-Dichlorobenzene	ND	ug/L	5.0	1		12/19/11 22:23	95-50-1	
1,3-Dichlorobenzene	ND	ug/L	5.0	1		12/19/11 22:23	541-73-1	
1,4-Dichlorobenzene	ND	ug/L	5.0	1		12/19/11 22:23	106-46-7	
Dichlorodifluoromethane	ND	ug/L	5.0	1		12/19/11 22:23	75-71-8	
1,1-Dichloroethane	ND	ug/L	5.0	1		12/19/11 22:23	75-34-3	
1,2-Dichloroethane	ND	ug/L	5.0	1		12/19/11 22:23	107-06-2	
1,1-Dichloroethene	ND	ug/L	5.0	1		12/19/11 22:23	75-35-4	
cis-1,2-Dichloroethene	5.8	ug/L	5.0	1		12/19/11 22:23	156-59-2	
trans-1,2-Dichloroethene	ND	ug/L	5.0	1		12/19/11 22:23	156-60-5	
1,2-Dichloropropane	ND	ug/L	5.0	1		12/19/11 22:23	78-87-5	
cis-1,3-Dichloropropene	ND	ug/L	5.0	1		12/19/11 22:23	10061-01-5	
trans-1,3-Dichloropropene	ND	ug/L	5.0	1		12/19/11 22:23	10061-02-6	
1,4-Dioxane (p-Dioxane)	ND	ug/L	100	1		12/19/11 22:23	123-91-1	N2
Ethylbenzene	ND	ug/L	5.0	1		12/19/11 22:23	100-41-4	
2-Hexanone	ND	ug/L	25.0	1		12/19/11 22:23	591-78-6	
Isopropylbenzene (Cumene)	ND	ug/L	5.0	1		12/19/11 22:23	98-82-8	
Methyl acetate	ND	ug/L	50.0	1		12/19/11 22:23	79-20-9	N2
Methylcyclohexane	ND	ug/L	50.0	1		12/19/11 22:23	108-87-2	N2
Methylene Chloride	ND	ug/L	5.0	1		12/19/11 22:23	75-09-2	
4-Methyl-2-pentanone (MIBK)	ND	ug/L	25.0	1		12/19/11 22:23	108-10-1	
Methyl-tert-butyl ether	ND	ug/L	4.0	1		12/19/11 22:23	1634-04-4	
Styrene	ND	ug/L	5.0	1		12/19/11 22:23	100-42-5	
1,1,2,2-Tetrachloroethane	ND	ug/L	5.0	1		12/19/11 22:23	79-34-5	
Tetrachloroethene	471	ug/L	50.0	10		12/20/11 11:45	127-18-4	
Toluene	ND	ug/L	5.0	1		12/19/11 22:23	108-88-3	
1,2,3-Trichlorobenzene	ND	ug/L	5.0	1		12/19/11 22:23	87-61-6	
1,2,4-Trichlorobenzene	ND	ug/L	5.0	1		12/19/11 22:23	120-82-1	
1,1,1-Trichloroethane	ND	ug/L	5.0	1		12/19/11 22:23	71-55-6	
1,1,2-Trichloroethane	ND	ug/L	5.0	1		12/19/11 22:23	79-00-5	

ANALYTICAL RESULTS

Project: West Vermont Street

Pace Project No.: 5055667

Sample: WVS-MMWD-11S-120811-GW **Lab ID:** 5055667004 Collected: 12/08/11 13:39 Received: 12/08/11 16:06 Matrix: Water

Parameters	Results	Units	Report Limit	DF	Prepared	Analyzed	CAS No.	Qual
8260 MSV		Analytical Method: EPA 8260						
Trichloroethene	ND	ug/L	5.0	1		12/19/11 22:23	79-01-6	
Trichlorofluoromethane	ND	ug/L	5.0	1		12/19/11 22:23	75-69-4	
1,1,2-Trichlorotrifluoroethane	ND	ug/L	5.0	1		12/19/11 22:23	76-13-1	
Vinyl chloride	12.7	ug/L	2.0	1		12/19/11 22:23	75-01-4	
m&p-Xylene	ND	ug/L	5.0	1		12/19/11 22:23	179601-23-1	
o-Xylene	ND	ug/L	5.0	1		12/19/11 22:23	95-47-6	
Surrogates								
Dibromofluoromethane (S)	99 %.		83-123	1		12/19/11 22:23	1868-53-7	
4-Bromofluorobenzene (S)	102 %.		72-125	1		12/19/11 22:23	460-00-4	
Toluene-d8 (S)	96 %.		81-114	1		12/19/11 22:23	2037-26-5	

ANALYTICAL RESULTS

Project: West Vermont Street

Pace Project No.: 5055667

Sample: TRIP BLANK 2	Lab ID: 5055667005	Collected: 12/07/11 08:00	Received: 12/08/11 16:06	Matrix: Water				
Parameters	Results	Units	Report Limit	DF	Prepared	Analyzed	CAS No.	Qual
8260 MSV		Analytical Method: EPA 8260						
Acetone	ND ug/L		100	1		12/19/11 23:00	67-64-1	
Benzene	ND ug/L		5.0	1		12/19/11 23:00	71-43-2	
Bromochloromethane	ND ug/L		5.0	1		12/19/11 23:00	74-97-5	
Bromodichloromethane	ND ug/L		5.0	1		12/19/11 23:00	75-27-4	
Bromoform	ND ug/L		5.0	1		12/19/11 23:00	75-25-2	
Bromomethane	ND ug/L		5.0	1		12/19/11 23:00	74-83-9	
2-Butanone (MEK)	ND ug/L		25.0	1		12/19/11 23:00	78-93-3	
Carbon disulfide	ND ug/L		10.0	1		12/19/11 23:00	75-15-0	
Carbon tetrachloride	ND ug/L		5.0	1		12/19/11 23:00	56-23-5	
Chlorobenzene	ND ug/L		5.0	1		12/19/11 23:00	108-90-7	
Chloroethane	ND ug/L		5.0	1		12/19/11 23:00	75-00-3	
Chloroform	ND ug/L		5.0	1		12/19/11 23:00	67-66-3	
Chloromethane	ND ug/L		5.0	1		12/19/11 23:00	74-87-3	
Cyclohexane	ND ug/L		100	1		12/19/11 23:00	110-82-7	N2
1,2-Dibromo-3-chloropropane	ND ug/L		10.0	1		12/19/11 23:00	96-12-8	
Dibromochloromethane	ND ug/L		5.0	1		12/19/11 23:00	124-48-1	
1,2-Dibromoethane (EDB)	ND ug/L		5.0	1		12/19/11 23:00	106-93-4	
1,2-Dichlorobenzene	ND ug/L		5.0	1		12/19/11 23:00	95-50-1	
1,3-Dichlorobenzene	ND ug/L		5.0	1		12/19/11 23:00	541-73-1	
1,4-Dichlorobenzene	ND ug/L		5.0	1		12/19/11 23:00	106-46-7	
Dichlorodifluoromethane	ND ug/L		5.0	1		12/19/11 23:00	75-71-8	
1,1-Dichloroethane	ND ug/L		5.0	1		12/19/11 23:00	75-34-3	
1,2-Dichloroethane	ND ug/L		5.0	1		12/19/11 23:00	107-06-2	
1,1-Dichloroethene	ND ug/L		5.0	1		12/19/11 23:00	75-35-4	
cis-1,2-Dichloroethene	ND ug/L		5.0	1		12/19/11 23:00	156-59-2	
trans-1,2-Dichloroethene	ND ug/L		5.0	1		12/19/11 23:00	156-60-5	
1,2-Dichloropropane	ND ug/L		5.0	1		12/19/11 23:00	78-87-5	
cis-1,3-Dichloropropene	ND ug/L		5.0	1		12/19/11 23:00	10061-01-5	
trans-1,3-Dichloropropene	ND ug/L		5.0	1		12/19/11 23:00	10061-02-6	
1,4-Dioxane (p-Dioxane)	ND ug/L		100	1		12/19/11 23:00	123-91-1	N2
Ethylbenzene	ND ug/L		5.0	1		12/19/11 23:00	100-41-4	
2-Hexanone	ND ug/L		25.0	1		12/19/11 23:00	591-78-6	
Isopropylbenzene (Cumene)	ND ug/L		5.0	1		12/19/11 23:00	98-82-8	
Methyl acetate	ND ug/L		50.0	1		12/19/11 23:00	79-20-9	N2
Methylcyclohexane	ND ug/L		50.0	1		12/19/11 23:00	108-87-2	N2
Methylene Chloride	ND ug/L		5.0	1		12/19/11 23:00	75-09-2	
4-Methyl-2-pentanone (MIBK)	ND ug/L		25.0	1		12/19/11 23:00	108-10-1	
Methyl-tert-butyl ether	ND ug/L		4.0	1		12/19/11 23:00	1634-04-4	
Styrene	ND ug/L		5.0	1		12/19/11 23:00	100-42-5	
1,1,2,2-Tetrachloroethane	ND ug/L		5.0	1		12/19/11 23:00	79-34-5	
Tetrachloroethene	ND ug/L		5.0	1		12/19/11 23:00	127-18-4	
Toluene	ND ug/L		5.0	1		12/20/11 12:22	108-88-3	
1,2,3-Trichlorobenzene	ND ug/L		5.0	1		12/19/11 23:00	87-61-6	
1,2,4-Trichlorobenzene	ND ug/L		5.0	1		12/19/11 23:00	120-82-1	
1,1,1-Trichloroethane	ND ug/L		5.0	1		12/19/11 23:00	71-55-6	
1,1,2-Trichloroethane	ND ug/L		5.0	1		12/19/11 23:00	79-00-5	
Trichloroethene	ND ug/L		5.0	1		12/19/11 23:00	79-01-6	

Date: 12/20/2011 02:15 PM

REPORT OF LABORATORY ANALYSIS

Page 12 of 24

This report shall not be reproduced, except in full,
without the written consent of Pace Analytical Services, Inc..

ANALYTICAL RESULTS

Project: West Vermont Street

Pace Project No.: 5055667

Sample: TRIP BLANK 2		Lab ID: 5055667005	Collected: 12/07/11 08:00	Received: 12/08/11 16:06	Matrix: Water			
Parameters	Results	Units	Report Limit	DF	Prepared	Analyzed	CAS No.	Qual
8260 MSV		Analytical Method: EPA 8260						
Trichlorofluoromethane	ND	ug/L	5.0	1		12/19/11 23:00	75-69-4	
1,1,2-Trichlorotrifluoroethane	ND	ug/L	5.0	1		12/19/11 23:00	76-13-1	
Vinyl chloride	ND	ug/L	2.0	1		12/19/11 23:00	75-01-4	
m&p-Xylene	ND	ug/L	5.0	1		12/19/11 23:00	179601-23-1	
o-Xylene	ND	ug/L	5.0	1		12/19/11 23:00	95-47-6	
Surrogates								
Dibromofluoromethane (S)	97 %.		83-123	1		12/19/11 23:00	1868-53-7	
4-Bromofluorobenzene (S)	102 %.		72-125	1		12/19/11 23:00	460-00-4	
Toluene-d8 (S)	94 %.		81-114	1		12/19/11 23:00	2037-26-5	

ANALYTICAL RESULTS

Project: West Vermont Street

Pace Project No.: 5055667

Sample: **WVS-MW167D-120711-GW** Lab ID: **5055667006** Collected: 12/07/11 17:18 Received: 12/08/11 16:06 Matrix: Water

Parameters	Results	Units	Report Limit	DF	Prepared	Analyzed	CAS No.	Qual
8260 MSV		Analytical Method: EPA 8260						
Acetone	ND	ug/L	100	1		12/19/11 23:37	67-64-1	
Benzene	ND	ug/L	5.0	1		12/19/11 23:37	71-43-2	
Bromochloromethane	ND	ug/L	5.0	1		12/19/11 23:37	74-97-5	
Bromodichloromethane	ND	ug/L	5.0	1		12/19/11 23:37	75-27-4	
Bromoform	ND	ug/L	5.0	1		12/19/11 23:37	75-25-2	
Bromomethane	ND	ug/L	5.0	1		12/19/11 23:37	74-83-9	
2-Butanone (MEK)	ND	ug/L	25.0	1		12/19/11 23:37	78-93-3	
Carbon disulfide	ND	ug/L	10.0	1		12/19/11 23:37	75-15-0	
Carbon tetrachloride	ND	ug/L	5.0	1		12/19/11 23:37	56-23-5	
Chlorobenzene	ND	ug/L	5.0	1		12/19/11 23:37	108-90-7	
Chloroethane	ND	ug/L	5.0	1		12/19/11 23:37	75-00-3	
Chloroform	ND	ug/L	5.0	1		12/19/11 23:37	67-66-3	
Chloromethane	ND	ug/L	5.0	1		12/19/11 23:37	74-87-3	
Cyclohexane	ND	ug/L	100	1		12/19/11 23:37	110-82-7	N2
1,2-Dibromo-3-chloropropane	ND	ug/L	10.0	1		12/19/11 23:37	96-12-8	
Dibromochloromethane	ND	ug/L	5.0	1		12/19/11 23:37	124-48-1	
1,2-Dibromoethane (EDB)	ND	ug/L	5.0	1		12/19/11 23:37	106-93-4	
1,2-Dichlorobenzene	ND	ug/L	5.0	1		12/19/11 23:37	95-50-1	
1,3-Dichlorobenzene	ND	ug/L	5.0	1		12/19/11 23:37	541-73-1	
1,4-Dichlorobenzene	ND	ug/L	5.0	1		12/19/11 23:37	106-46-7	
Dichlorodifluoromethane	ND	ug/L	5.0	1		12/19/11 23:37	75-71-8	
1,1-Dichloroethane	ND	ug/L	5.0	1		12/19/11 23:37	75-34-3	
1,2-Dichloroethane	ND	ug/L	5.0	1		12/19/11 23:37	107-06-2	
1,1-Dichloroethene	ND	ug/L	5.0	1		12/19/11 23:37	75-35-4	
cis-1,2-Dichloroethene	493	ug/L	50.0	10		12/20/11 12:59	156-59-2	
trans-1,2-Dichloroethene	21.2	ug/L	5.0	1		12/19/11 23:37	156-60-5	
1,2-Dichloropropane	ND	ug/L	5.0	1		12/19/11 23:37	78-87-5	
cis-1,3-Dichloropropene	ND	ug/L	5.0	1		12/19/11 23:37	10061-01-5	
trans-1,3-Dichloropropene	ND	ug/L	5.0	1		12/19/11 23:37	10061-02-6	
1,4-Dioxane (p-Dioxane)	ND	ug/L	100	1		12/19/11 23:37	123-91-1	N2
Ethylbenzene	ND	ug/L	5.0	1		12/19/11 23:37	100-41-4	
2-Hexanone	ND	ug/L	25.0	1		12/19/11 23:37	591-78-6	
Isopropylbenzene (Cumene)	ND	ug/L	5.0	1		12/19/11 23:37	98-82-8	
Methyl acetate	ND	ug/L	50.0	1		12/19/11 23:37	79-20-9	N2
Methylcyclohexane	ND	ug/L	50.0	1		12/19/11 23:37	108-87-2	N2
Methylene Chloride	ND	ug/L	5.0	1		12/19/11 23:37	75-09-2	
4-Methyl-2-pentanone (MIBK)	ND	ug/L	25.0	1		12/19/11 23:37	108-10-1	
Methyl-tert-butyl ether	ND	ug/L	4.0	1		12/19/11 23:37	1634-04-4	
Styrene	ND	ug/L	5.0	1		12/19/11 23:37	100-42-5	
1,1,2,2-Tetrachloroethane	ND	ug/L	5.0	1		12/19/11 23:37	79-34-5	
Tetrachloroethene	ND	ug/L	5.0	1		12/19/11 23:37	127-18-4	
Toluene	ND	ug/L	5.0	1		12/19/11 23:37	108-88-3	
1,2,3-Trichlorobenzene	ND	ug/L	5.0	1		12/19/11 23:37	87-61-6	
1,2,4-Trichlorobenzene	ND	ug/L	5.0	1		12/19/11 23:37	120-82-1	
1,1,1-Trichloroethane	ND	ug/L	5.0	1		12/19/11 23:37	71-55-6	
1,1,2-Trichloroethane	ND	ug/L	5.0	1		12/19/11 23:37	79-00-5	
Trichloroethene	ND	ug/L	5.0	1		12/19/11 23:37	79-01-6	

Date: 12/20/2011 02:15 PM

REPORT OF LABORATORY ANALYSIS

Page 14 of 24

This report shall not be reproduced, except in full,
without the written consent of Pace Analytical Services, Inc..

ANALYTICAL RESULTS

Project: West Vermont Street

Pace Project No.: 5055667

Sample: WVS-MW167D-120711-GW		Lab ID: 5055667006		Collected: 12/07/11 17:18	Received: 12/08/11 16:06	Matrix: Water		
Parameters	Results	Units	Report Limit	DF	Prepared	Analyzed	CAS No.	Qual
8260 MSV		Analytical Method: EPA 8260						
Trichlorofluoromethane	ND	ug/L	5.0	1		12/19/11 23:37	75-69-4	
1,1,2-Trichlorotrifluoroethane	ND	ug/L	5.0	1		12/19/11 23:37	76-13-1	
Vinyl chloride	15.7	ug/L	2.0	1		12/19/11 23:37	75-01-4	
m&p-Xylene	ND	ug/L	5.0	1		12/19/11 23:37	179601-23-1	
o-Xylene	ND	ug/L	5.0	1		12/19/11 23:37	95-47-6	
Surrogates								
Dibromofluoromethane (S)	99 %.		83-123	1		12/19/11 23:37	1868-53-7	
4-Bromofluorobenzene (S)	102 %.		72-125	1		12/19/11 23:37	460-00-4	
Toluene-d8 (S)	93 %.		81-114	1		12/19/11 23:37	2037-26-5	

QUALIFIERS

Project: West Vermont Street

Pace Project No.: 5055667

DEFINITIONS

DF - Dilution Factor, if reported, represents the factor applied to the reported data due to changes in sample preparation, dilution of the sample aliquot, or moisture content.

ND - Not Detected at or above adjusted reporting limit.

J - Estimated concentration above the adjusted method detection limit and below the adjusted reporting limit.

MDL - Adjusted Method Detection Limit.

S - Surrogate

1,2-Diphenylhydrazine (8270 listed analyte) decomposes to Azobenzene.

Consistent with EPA guidelines, unrounded data are displayed and have been used to calculate % recovery and RPD values.

LCS(D) - Laboratory Control Sample (Duplicate)

MS(D) - Matrix Spike (Duplicate)

DUP - Sample Duplicate

RPD - Relative Percent Difference

NC - Not Calculable.

SG - Silica Gel - Clean-Up

U - Indicates the compound was analyzed for, but not detected.

N-Nitrosodiphenylamine decomposes and cannot be separated from Diphenylamine using Method 8270. The result reported for each analyte is a combined concentration.

Pace Analytical is TNI accredited. Contact your Pace PM for the current list of accredited analytes.

ANALYTE QUALIFIERS

N2 The lab does not hold TNI accreditation for this parameter.

R1 RPD value was outside control limits.

**WEST VERMONT HYDROGEOLOGIC INVESTIGATION
SPEEDWAY, INDIANA
DATA VALIDATION REPORT**

Date: January 12, 2012

Laboratory: Pace Analytical Services, Inc. (Pace), Indianapolis, Indiana

Laboratory Project #: 5055747

Data Validation Performed By: Lisa Graczyk, Weston Solutions, Inc. (WESTON) Superfund Technical Assessment and Response Team (START)

Weston Analytical Work Order #/TDD #: 20405.016.001.1625.00/S05-0001-1109-031

This data validation report has been prepared by WESTON START under the START III Region V contract. This report documents the data validation for nineteen water samples plus one trip blank collected for the West Vermont Hydrogeological Investigation Site that were analyzed for the following parameters and U.S. Environmental Protection Agency (U.S. EPA) methods:

- Target Compound List (TCL) Volatile Organic Compounds (VOC) by SW-846 Method 8260

A level II data package was requested from Pace. The data validation was conducted in general accordance with the U.S. EPA “Contract Laboratory Program National Functional Guidance for Superfund Organic Methods Data Review” dated June 2008. The Attachment contains the results summary sheets with the hand-written qualifiers applied during data validation.

TCL VOCs BY SW-846 METHOD 8260

1. Samples

The following table summarizes the samples for which this data validation is being conducted.

Samples	Lab ID	Matrix	Date Collected	Date Analyzed
WVS-MW168D-120711-GW	5055747001	Water	12/7/2011	12/20/2011
WVS-MW1003S3-120811-GW	5055747002	Water	12/8/2011	12/20/2011
WVS-MWWES03B-120811-GW	5055747003	Water	12/8/2011	12/20/2011
WVS-MMWP12S-120811-GW	5055747004	Water	12/8/2011	12/20/2011
WVS-MMWP10S-120811-GW	5055747005	Water	12/8/2011	12/20/2011
WVS-MMWP12D-120811-GW	5055747006	Water	12/8/2011	12/20/2011
WVS-MMWP10D-120811-GW	5055747007	Water	12/8/2011	12/20/2011
WVS-MMW1S-120911-GW	5055747008	Water	12/9/2011	12/20/2011
WVS-MMW14D-120911-GW	5055747009	Water	12/9/2011	12/20/2011
WVS-MMW6D-120911-GW	5055747010	Water	12/9/2011	12/20/2011
WVS-MMW10S-120911-GW	5055747011	Water	12/9/2011	12/20/2011
WVS-MMW12S-120911-GW	5055747012	Water	12/9/2011	12/20/2011
WVS-MMW9S-120911-GW	5055747013	Water	12/9/2011	12/20/2011

Samples	Lab ID	Matrix	Date Collected	Date Analyzed
WVS-MMW5D-120911-GW	5055747014	Water	12/9/2011	12/20/2011
WVS-MMW13D-120911-GW	5055747015	Water	12/9/2011	12/20/2011
WVS-MMW11D-120911-GW	5055747016	Water	12/9/2011	12/20/2011
WVS-MMW4D-120911-GW	5055747017	Water	12/9/2011	12/20/2011
WVS-MMW11S-120911-GW	5055747018	Water	12/9/2011	12/20/2011
WVS-MMW8S-120911-GW	5055747019	Water	12/9/2011	12/20/2011
TRIP BLANK 1	5055747020	Water	12/9/2011	12/20/2011

2. **Holding Times**

The samples were analyzed within the required holding time limit of 14 days from sample collection.

3. **Blanks**

Method blanks were analyzed with the VOC analyses and were free of target compound contamination above the reporting limit.

The trip blank did not contain target compound contamination above the reporting limits.

4. **Surrogate Results**

The surrogate recovery results were within the laboratory-established quality control (QC) limits.

5. **Laboratory Control Sample (LCS) Results**

The LCS recoveries were within laboratory QC limits.

6. **Matrix Spike (MS) and Matrix Spike Duplicate (MSD) Results**

Site-specific MS and MSD samples were analyzed with the samples. The percent recoveries and relative percent differences (RPD) were within QC limits except for as follows. A couple of compounds had percent recoveries or RPDs outside the QC limits. However, these compounds were not detected in the samples and no qualifications were applied.

7. **Overall Assessment**

The VOC data are acceptable for use based on the information received.

Data Validation Report
West Vermont Hydrogeological Investigation
Pace Analytical Services, Inc.
Laboratory Project #: 5055747

ATTACHMENT

**PACE ANALYTICAL SERVICES, INC.
RESULTS SUMMARY**

ANALYTICAL RESULTS

Project: West Vermont Street

Pace Project No.: 5055747

Sample: **WVS-MW168D-120711-GW** Lab ID: **5055747001** Collected: 12/07/11 17:50 Received: 12/09/11 16:07 Matrix: Water

Parameters	Results	Units	Report Limit	DF	Prepared	Analyzed	CAS No.	Qual
8260 MSV		Analytical Method: EPA 8260						
Acetone	ND	ug/L	100	1		12/20/11 00:15	67-64-1	
Benzene	ND	ug/L	5.0	1		12/20/11 00:15	71-43-2	
Bromochloromethane	ND	ug/L	5.0	1		12/20/11 00:15	74-97-5	
Bromodichloromethane	ND	ug/L	5.0	1		12/20/11 00:15	75-27-4	
Bromoform	ND	ug/L	5.0	1		12/20/11 00:15	75-25-2	
Bromomethane	ND	ug/L	5.0	1		12/20/11 00:15	74-83-9	
2-Butanone (MEK)	ND	ug/L	25.0	1		12/20/11 00:15	78-93-3	
Carbon disulfide	ND	ug/L	10.0	1		12/20/11 00:15	75-15-0	
Carbon tetrachloride	ND	ug/L	5.0	1		12/20/11 00:15	56-23-5	
Chlorobenzene	ND	ug/L	5.0	1		12/20/11 00:15	108-90-7	
Chloroethane	ND	ug/L	5.0	1		12/20/11 00:15	75-00-3	
Chloroform	ND	ug/L	5.0	1		12/20/11 00:15	67-66-3	
Chloromethane	ND	ug/L	5.0	1		12/20/11 00:15	74-87-3	
Cyclohexane	ND	ug/L	100	1		12/20/11 00:15	110-82-7	N2
1,2-Dibromo-3-chloropropane	ND	ug/L	10.0	1		12/20/11 00:15	96-12-8	
Dibromochloromethane	ND	ug/L	5.0	1		12/20/11 00:15	124-48-1	
1,2-Dibromoethane (EDB)	ND	ug/L	5.0	1		12/20/11 00:15	106-93-4	
1,2-Dichlorobenzene	ND	ug/L	5.0	1		12/20/11 00:15	95-50-1	
1,3-Dichlorobenzene	ND	ug/L	5.0	1		12/20/11 00:15	541-73-1	
1,4-Dichlorobenzene	ND	ug/L	5.0	1		12/20/11 00:15	106-46-7	
Dichlorodifluoromethane	ND	ug/L	5.0	1		12/20/11 00:15	75-71-8	
1,1-Dichloroethane	ND	ug/L	5.0	1		12/20/11 00:15	75-34-3	
1,2-Dichloroethane	ND	ug/L	5.0	1		12/20/11 00:15	107-06-2	
1,1-Dichloroethene	ND	ug/L	5.0	1		12/20/11 00:15	75-35-4	
cis-1,2-Dichloroethene	5.0	ug/L	5.0	1		12/20/11 00:15	156-59-2	
trans-1,2-Dichloroethene	ND	ug/L	5.0	1		12/20/11 00:15	156-60-5	
1,2-Dichloropropane	ND	ug/L	5.0	1		12/20/11 00:15	78-87-5	
cis-1,3-Dichloropropene	ND	ug/L	5.0	1		12/20/11 00:15	10061-01-5	
trans-1,3-Dichloropropene	ND	ug/L	5.0	1		12/20/11 00:15	10061-02-6	
1,4-Dioxane (p-Dioxane)	ND	ug/L	100	1		12/20/11 00:15	123-91-1	N2
Ethylbenzene	ND	ug/L	5.0	1		12/20/11 00:15	100-41-4	
2-Hexanone	ND	ug/L	25.0	1		12/20/11 00:15	591-78-6	
Isopropylbenzene (Cumene)	ND	ug/L	5.0	1		12/20/11 00:15	98-82-8	
Methyl acetate	ND	ug/L	50.0	1		12/20/11 00:15	79-20-9	N2
Methylcyclohexane	ND	ug/L	50.0	1		12/20/11 00:15	108-87-2	N2
Methylene Chloride	ND	ug/L	5.0	1		12/20/11 00:15	75-09-2	
4-Methyl-2-pentanone (MIBK)	ND	ug/L	25.0	1		12/20/11 00:15	108-10-1	
Methyl-tert-butyl ether	ND	ug/L	4.0	1		12/20/11 00:15	1634-04-4	
Styrene	ND	ug/L	5.0	1		12/20/11 00:15	100-42-5	
1,1,2,2-Tetrachloroethane	ND	ug/L	5.0	1		12/20/11 00:15	79-34-5	
Tetrachloroethene	ND	ug/L	5.0	1		12/20/11 00:15	127-18-4	
Toluene	ND	ug/L	5.0	1		12/20/11 00:15	108-88-3	
1,2,3-Trichlorobenzene	ND	ug/L	5.0	1		12/20/11 00:15	87-61-6	
1,2,4-Trichlorobenzene	ND	ug/L	5.0	1		12/20/11 00:15	120-82-1	
1,1,1-Trichloroethane	ND	ug/L	5.0	1		12/20/11 00:15	71-55-6	
1,1,2-Trichloroethane	ND	ug/L	5.0	1		12/20/11 00:15	79-00-5	
Trichloroethene	ND	ug/L	5.0	1		12/20/11 00:15	79-01-6	

Date: 12/22/2011 11:55 AM

REPORT OF LABORATORY ANALYSIS

Page 4 of 50

This report shall not be reproduced, except in full,
without the written consent of Pace Analytical Services, Inc..

ANALYTICAL RESULTS

Project: West Vermont Street

Pace Project No.: 5055747

Sample: WVS-MW168D-120711-GW **Lab ID: 5055747001** Collected: 12/07/11 17:50 Received: 12/09/11 16:07 Matrix: Water

Parameters	Results	Units	Report Limit	DF	Prepared	Analyzed	CAS No.	Qual
8260 MSV		Analytical Method: EPA 8260						
Trichlorofluoromethane	ND	ug/L	5.0	1		12/20/11 00:15	75-69-4	
1,1,2-Trichlorotrifluoroethane	ND	ug/L	5.0	1		12/20/11 00:15	76-13-1	
Vinyl chloride	122	ug/L	2.0	1		12/20/11 00:15	75-01-4	
m&p-Xylene	ND	ug/L	5.0	1		12/20/11 00:15	179601-23-1	
o-Xylene	ND	ug/L	5.0	1		12/20/11 00:15	95-47-6	
Surrogates								
Dibromofluoromethane (S)	99 %.		83-123	1		12/20/11 00:15	1868-53-7	
4-Bromofluorobenzene (S)	102 %.		72-125	1		12/20/11 00:15	460-00-4	
Toluene-d8 (S)	95 %.		81-114	1		12/20/11 00:15	2037-26-5	

ANALYTICAL RESULTS

Project: West Vermont Street

Pace Project No.: 5055747

Sample: WVS-MW1003S3-120811-GW **Lab ID:** 5055747002 Collected: 12/08/11 09:55 Received: 12/09/11 16:07 Matrix: Water

Parameters	Results	Units	Report Limit	DF	Prepared	Analyzed	CAS No.	Qual
8260 MSV		Analytical Method: EPA 8260						
Acetone	ND	ug/L	100	1		12/20/11 00:52	67-64-1	
Benzene	ND	ug/L	5.0	1		12/20/11 00:52	71-43-2	
Bromochloromethane	ND	ug/L	5.0	1		12/20/11 00:52	74-97-5	
Bromodichloromethane	ND	ug/L	5.0	1		12/20/11 00:52	75-27-4	
Bromoform	ND	ug/L	5.0	1		12/20/11 00:52	75-25-2	
Bromomethane	ND	ug/L	5.0	1		12/20/11 00:52	74-83-9	
2-Butanone (MEK)	ND	ug/L	25.0	1		12/20/11 00:52	78-93-3	
Carbon disulfide	ND	ug/L	10.0	1		12/20/11 00:52	75-15-0	
Carbon tetrachloride	ND	ug/L	5.0	1		12/20/11 00:52	56-23-5	
Chlorobenzene	ND	ug/L	5.0	1		12/20/11 00:52	108-90-7	
Chloroethane	ND	ug/L	5.0	1		12/20/11 00:52	75-00-3	
Chloroform	ND	ug/L	5.0	1		12/20/11 00:52	67-66-3	
Chloromethane	ND	ug/L	5.0	1		12/20/11 00:52	74-87-3	
Cyclohexane	ND	ug/L	100	1		12/20/11 00:52	110-82-7	N2
1,2-Dibromo-3-chloropropane	ND	ug/L	10.0	1		12/20/11 00:52	96-12-8	
Dibromochloromethane	ND	ug/L	5.0	1		12/20/11 00:52	124-48-1	
1,2-Dibromoethane (EDB)	ND	ug/L	5.0	1		12/20/11 00:52	106-93-4	
1,2-Dichlorobenzene	ND	ug/L	5.0	1		12/20/11 00:52	95-50-1	
1,3-Dichlorobenzene	ND	ug/L	5.0	1		12/20/11 00:52	541-73-1	
1,4-Dichlorobenzene	ND	ug/L	5.0	1		12/20/11 00:52	106-46-7	
Dichlorodifluoromethane	ND	ug/L	5.0	1		12/20/11 00:52	75-71-8	
1,1-Dichloroethane	ND	ug/L	5.0	1		12/20/11 00:52	75-34-3	
1,2-Dichloroethane	ND	ug/L	5.0	1		12/20/11 00:52	107-06-2	
1,1-Dichloroethene	ND	ug/L	5.0	1		12/20/11 00:52	75-35-4	
cis-1,2-Dichloroethene	ND	ug/L	5.0	1		12/20/11 00:52	156-59-2	
trans-1,2-Dichloroethene	ND	ug/L	5.0	1		12/20/11 00:52	156-60-5	
1,2-Dichloropropane	ND	ug/L	5.0	1		12/20/11 00:52	78-87-5	
cis-1,3-Dichloropropene	ND	ug/L	5.0	1		12/20/11 00:52	10061-01-5	
trans-1,3-Dichloropropene	ND	ug/L	5.0	1		12/20/11 00:52	10061-02-6	
1,4-Dioxane (p-Dioxane)	ND	ug/L	100	1		12/20/11 00:52	123-91-1	N2
Ethylbenzene	ND	ug/L	5.0	1		12/20/11 00:52	100-41-4	
2-Hexanone	ND	ug/L	25.0	1		12/20/11 00:52	591-78-6	
Isopropylbenzene (Cumene)	ND	ug/L	5.0	1		12/20/11 00:52	98-82-8	
Methyl acetate	ND	ug/L	50.0	1		12/20/11 00:52	79-20-9	N2
Methylcyclohexane	ND	ug/L	50.0	1		12/20/11 00:52	108-87-2	N2
Methylene Chloride	ND	ug/L	5.0	1		12/20/11 00:52	75-09-2	
4-Methyl-2-pentanone (MIBK)	ND	ug/L	25.0	1		12/20/11 00:52	108-10-1	
Methyl-tert-butyl ether	ND	ug/L	4.0	1		12/20/11 00:52	1634-04-4	
Styrene	ND	ug/L	5.0	1		12/20/11 00:52	100-42-5	
1,1,2,2-Tetrachloroethane	ND	ug/L	5.0	1		12/20/11 00:52	79-34-5	
Tetrachloroethene	ND	ug/L	5.0	1		12/20/11 00:52	127-18-4	
Toluene	ND	ug/L	5.0	1		12/20/11 00:52	108-88-3	
1,2,3-Trichlorobenzene	ND	ug/L	5.0	1		12/20/11 00:52	87-61-6	
1,2,4-Trichlorobenzene	ND	ug/L	5.0	1		12/20/11 00:52	120-82-1	
1,1,1-Trichloroethane	ND	ug/L	5.0	1		12/20/11 00:52	71-55-6	
1,1,2-Trichloroethane	ND	ug/L	5.0	1		12/20/11 00:52	79-00-5	

Date: 12/22/2011 11:55 AM

REPORT OF LABORATORY ANALYSIS

Page 6 of 50

This report shall not be reproduced, except in full,
without the written consent of Pace Analytical Services, Inc..

ANALYTICAL RESULTS

Project: West Vermont Street

Pace Project No.: 5055747

Sample: WVS-MW1003S3-120811-GW **Lab ID:** 5055747002 Collected: 12/08/11 09:55 Received: 12/09/11 16:07 Matrix: Water

Parameters	Results	Units	Report Limit	DF	Prepared	Analyzed	CAS No.	Qual
8260 MSV		Analytical Method: EPA 8260						
Trichloroethene	ND	ug/L	5.0	1		12/20/11 00:52	79-01-6	
Trichlorofluoromethane	ND	ug/L	5.0	1		12/20/11 00:52	75-69-4	
1,1,2-Trichlorotrifluoroethane	ND	ug/L	5.0	1		12/20/11 00:52	76-13-1	
Vinyl chloride	ND	ug/L	2.0	1		12/20/11 00:52	75-01-4	
m&p-Xylene	ND	ug/L	5.0	1		12/20/11 00:52	179601-23-1	
o-Xylene	ND	ug/L	5.0	1		12/20/11 00:52	95-47-6	
Surrogates								
Dibromofluoromethane (S)	100 %.		83-123	1		12/20/11 00:52	1868-53-7	
4-Bromofluorobenzene (S)	102 %.		72-125	1		12/20/11 00:52	460-00-4	
Toluene-d8 (S)	94 %.		81-114	1		12/20/11 00:52	2037-26-5	

ANALYTICAL RESULTS

Project: West Vermont Street

Pace Project No.: 5055747

Sample: VVS-MWWES03B-120811-GW **Lab ID:** 5055747003 Collected: 12/08/11 15:43 Received: 12/09/11 16:07 Matrix: Water

Parameters	Results	Units	Report Limit	DF	Prepared	Analyzed	CAS No.	Qual
8260 MSV		Analytical Method: EPA 8260						
Acetone	ND	ug/L	100	1		12/20/11 02:45	67-64-1	
Benzene	ND	ug/L	5.0	1		12/20/11 02:45	71-43-2	
Bromochloromethane	ND	ug/L	5.0	1		12/20/11 02:45	74-97-5	
Bromodichloromethane	ND	ug/L	5.0	1		12/20/11 02:45	75-27-4	
Bromoform	ND	ug/L	5.0	1		12/20/11 02:45	75-25-2	
Bromomethane	ND	ug/L	5.0	1		12/20/11 02:45	74-83-9	
2-Butanone (MEK)	ND	ug/L	25.0	1		12/20/11 02:45	78-93-3	
Carbon disulfide	ND	ug/L	10.0	1		12/20/11 02:45	75-15-0	
Carbon tetrachloride	ND	ug/L	5.0	1		12/20/11 02:45	56-23-5	
Chlorobenzene	ND	ug/L	5.0	1		12/20/11 02:45	108-90-7	
Chloroethane	ND	ug/L	5.0	1		12/20/11 02:45	75-00-3	
Chloroform	ND	ug/L	5.0	1		12/20/11 02:45	67-66-3	
Chloromethane	ND	ug/L	5.0	1		12/20/11 02:45	74-87-3	
Cyclohexane	ND	ug/L	100	1		12/20/11 02:45	110-82-7	N2
1,2-Dibromo-3-chloropropane	ND	ug/L	10.0	1		12/20/11 02:45	96-12-8	
Dibromochloromethane	ND	ug/L	5.0	1		12/20/11 02:45	124-48-1	
1,2-Dibromoethane (EDB)	ND	ug/L	5.0	1		12/20/11 02:45	106-93-4	
1,2-Dichlorobenzene	ND	ug/L	5.0	1		12/20/11 02:45	95-50-1	
1,3-Dichlorobenzene	ND	ug/L	5.0	1		12/20/11 02:45	541-73-1	
1,4-Dichlorobenzene	ND	ug/L	5.0	1		12/20/11 02:45	106-46-7	
Dichlorodifluoromethane	ND	ug/L	5.0	1		12/20/11 02:45	75-71-8	
1,1-Dichloroethane	ND	ug/L	5.0	1		12/20/11 02:45	75-34-3	
1,2-Dichloroethane	ND	ug/L	5.0	1		12/20/11 02:45	107-06-2	
1,1-Dichloroethene	ND	ug/L	5.0	1		12/20/11 02:45	75-35-4	
cis-1,2-Dichloroethene	ND	ug/L	5.0	1		12/20/11 02:45	156-59-2	
trans-1,2-Dichloroethene	ND	ug/L	5.0	1		12/20/11 02:45	156-60-5	
1,2-Dichloropropane	ND	ug/L	5.0	1		12/20/11 02:45	78-87-5	
cis-1,3-Dichloropropene	ND	ug/L	5.0	1		12/20/11 02:45	10061-01-5	
trans-1,3-Dichloropropene	ND	ug/L	5.0	1		12/20/11 02:45	10061-02-6	
1,4-Dioxane (p-Dioxane)	ND	ug/L	100	1		12/20/11 02:45	123-91-1	N2
Ethylbenzene	ND	ug/L	5.0	1		12/20/11 02:45	100-41-4	
2-Hexanone	ND	ug/L	25.0	1		12/20/11 02:45	591-78-6	
Isopropylbenzene (Cumene)	ND	ug/L	5.0	1		12/20/11 02:45	98-82-8	
Methyl acetate	ND	ug/L	50.0	1		12/20/11 02:45	79-20-9	N2
Methylcyclohexane	ND	ug/L	50.0	1		12/20/11 02:45	108-87-2	N2
Methylene Chloride	ND	ug/L	5.0	1		12/20/11 02:45	75-09-2	
4-Methyl-2-pentanone (MIBK)	ND	ug/L	25.0	1		12/20/11 02:45	108-10-1	
Methyl-tert-butyl ether	ND	ug/L	4.0	1		12/20/11 02:45	1634-04-4	
Styrene	ND	ug/L	5.0	1		12/20/11 02:45	100-42-5	
1,1,2,2-Tetrachloroethane	ND	ug/L	5.0	1		12/20/11 02:45	79-34-5	
Tetrachloroethene	ND	ug/L	5.0	1		12/20/11 02:45	127-18-4	
Toluene	ND	ug/L	5.0	1		12/20/11 02:45	108-88-3	
1,2,3-Trichlorobenzene	ND	ug/L	5.0	1		12/20/11 02:45	87-61-6	
1,2,4-Trichlorobenzene	ND	ug/L	5.0	1		12/20/11 02:45	120-82-1	
1,1,1-Trichloroethane	ND	ug/L	5.0	1		12/20/11 02:45	71-55-6	
1,1,2-Trichloroethane	ND	ug/L	5.0	1		12/20/11 02:45	79-00-5	

Date: 12/22/2011 11:55 AM

REPORT OF LABORATORY ANALYSIS

Page 8 of 50

This report shall not be reproduced, except in full,
without the written consent of Pace Analytical Services, Inc..

ANALYTICAL RESULTS

Project: West Vermont Street

Pace Project No.: 5055747

Sample: WVS-MWWES03B-120811-GW **Lab ID:** 5055747003 Collected: 12/08/11 15:43 Received: 12/09/11 16:07 Matrix: Water

Parameters	Results	Units	Report Limit	DF	Prepared	Analyzed	CAS No.	Qual
8260 MSV		Analytical Method: EPA 8260						
Trichloroethene	ND	ug/L	5.0	1		12/20/11 02:45	79-01-6	
Trichlorofluoromethane	ND	ug/L	5.0	1		12/20/11 02:45	75-69-4	
1,1,2-Trichlorotrifluoroethane	ND	ug/L	5.0	1		12/20/11 02:45	76-13-1	
Vinyl chloride	ND	ug/L	2.0	1		12/20/11 02:45	75-01-4	
m&p-Xylene	ND	ug/L	5.0	1		12/20/11 02:45	179601-23-1	
o-Xylene	ND	ug/L	5.0	1		12/20/11 02:45	95-47-6	
Surrogates								
Dibromofluoromethane (S)	100 %.		83-123	1		12/20/11 02:45	1868-53-7	
4-Bromofluorobenzene (S)	101 %.		72-125	1		12/20/11 02:45	460-00-4	
Toluene-d8 (S)	93 %.		81-114	1		12/20/11 02:45	2037-26-5	

ANALYTICAL RESULTS

Project: West Vermont Street

Pace Project No.: 5055747

Sample: WVS-MMWP12S-120811-GW **Lab ID:** 5055747004 Collected: 12/08/11 17:05 Received: 12/09/11 16:07 Matrix: Water

Parameters	Results	Units	Report Limit	DF	Prepared	Analyzed	CAS No.	Qual
8260 MSV		Analytical Method: EPA 8260						
Acetone	ND	ug/L	100	1		12/20/11 03:23	67-64-1	
Benzene	ND	ug/L	5.0	1		12/20/11 03:23	71-43-2	
Bromochloromethane	ND	ug/L	5.0	1		12/20/11 03:23	74-97-5	
Bromodichloromethane	ND	ug/L	5.0	1		12/20/11 03:23	75-27-4	
Bromoform	ND	ug/L	5.0	1		12/20/11 03:23	75-25-2	
Bromomethane	ND	ug/L	5.0	1		12/20/11 03:23	74-83-9	
2-Butanone (MEK)	ND	ug/L	25.0	1		12/20/11 03:23	78-93-3	
Carbon disulfide	ND	ug/L	10.0	1		12/20/11 03:23	75-15-0	
Carbon tetrachloride	ND	ug/L	5.0	1		12/20/11 03:23	56-23-5	
Chlorobenzene	ND	ug/L	5.0	1		12/20/11 03:23	108-90-7	
Chloroethane	ND	ug/L	5.0	1		12/20/11 03:23	75-00-3	
Chloroform	ND	ug/L	5.0	1		12/20/11 03:23	67-66-3	
Chloromethane	ND	ug/L	5.0	1		12/20/11 03:23	74-87-3	
Cyclohexane	ND	ug/L	100	1		12/20/11 03:23	110-82-7	N2
1,2-Dibromo-3-chloropropane	ND	ug/L	10.0	1		12/20/11 03:23	96-12-8	
Dibromochloromethane	ND	ug/L	5.0	1		12/20/11 03:23	124-48-1	
1,2-Dibromoethane (EDB)	ND	ug/L	5.0	1		12/20/11 03:23	106-93-4	
1,2-Dichlorobenzene	ND	ug/L	5.0	1		12/20/11 03:23	95-50-1	
1,3-Dichlorobenzene	ND	ug/L	5.0	1		12/20/11 03:23	541-73-1	
1,4-Dichlorobenzene	ND	ug/L	5.0	1		12/20/11 03:23	106-46-7	
Dichlorodifluoromethane	ND	ug/L	5.0	1		12/20/11 03:23	75-71-8	
1,1-Dichloroethane	ND	ug/L	5.0	1		12/20/11 03:23	75-34-3	
1,2-Dichloroethane	ND	ug/L	5.0	1		12/20/11 03:23	107-06-2	
1,1-Dichloroethene	ND	ug/L	5.0	1		12/20/11 03:23	75-35-4	
cis-1,2-Dichloroethene	530	ug/L	50.0	10		12/20/11 13:37	156-59-2	
trans-1,2-Dichloroethene	17.5	ug/L	5.0	1		12/20/11 03:23	156-60-5	
1,2-Dichloropropane	ND	ug/L	5.0	1		12/20/11 03:23	78-87-5	
cis-1,3-Dichloropropene	ND	ug/L	5.0	1		12/20/11 03:23	10061-01-5	
trans-1,3-Dichloropropene	ND	ug/L	5.0	1		12/20/11 03:23	10061-02-6	
1,4-Dioxane (p-Dioxane)	ND	ug/L	100	1		12/20/11 03:23	123-91-1	N2
Ethylbenzene	ND	ug/L	5.0	1		12/20/11 03:23	100-41-4	
2-Hexanone	ND	ug/L	25.0	1		12/20/11 03:23	591-78-6	
Isopropylbenzene (Cumene)	ND	ug/L	5.0	1		12/20/11 03:23	98-82-8	
Methyl acetate	ND	ug/L	50.0	1		12/20/11 03:23	79-20-9	N2
Methylcyclohexane	ND	ug/L	50.0	1		12/20/11 03:23	108-87-2	N2
Methylene Chloride	ND	ug/L	5.0	1		12/20/11 03:23	75-09-2	
4-Methyl-2-pentanone (MIBK)	ND	ug/L	25.0	1		12/20/11 03:23	108-10-1	
Methyl-tert-butyl ether	ND	ug/L	4.0	1		12/20/11 03:23	1634-04-4	
Styrene	ND	ug/L	5.0	1		12/20/11 03:23	100-42-5	
1,1,2,2-Tetrachloroethane	ND	ug/L	5.0	1		12/20/11 03:23	79-34-5	
Tetrachloroethene	ND	ug/L	5.0	1		12/20/11 03:23	127-18-4	
Toluene	ND	ug/L	5.0	1		12/20/11 03:23	108-88-3	
1,2,3-Trichlorobenzene	ND	ug/L	5.0	1		12/20/11 03:23	87-61-6	
1,2,4-Trichlorobenzene	ND	ug/L	5.0	1		12/20/11 03:23	120-82-1	
1,1,1-Trichloroethane	ND	ug/L	5.0	1		12/20/11 03:23	71-55-6	
1,1,2-Trichloroethane	ND	ug/L	5.0	1		12/20/11 03:23	79-00-5	

ANALYTICAL RESULTS

Project: West Vermont Street

Pace Project No.: 5055747

Sample: WVS-MMWP12S-120811-GW **Lab ID:** 5055747004 Collected: 12/08/11 17:05 Received: 12/09/11 16:07 Matrix: Water

Parameters	Results	Units	Report Limit	DF	Prepared	Analyzed	CAS No.	Qual
8260 MSV		Analytical Method: EPA 8260						
Trichloroethene	ND	ug/L	5.0	1		12/20/11 03:23	79-01-6	
Trichlorofluoromethane	ND	ug/L	5.0	1		12/20/11 03:23	75-69-4	
1,1,2-Trichlorotrifluoroethane	ND	ug/L	5.0	1		12/20/11 03:23	76-13-1	
Vinyl chloride	66.7	ug/L	2.0	1		12/20/11 03:23	75-01-4	
m&p-Xylene	ND	ug/L	5.0	1		12/20/11 03:23	179601-23-1	
o-Xylene	ND	ug/L	5.0	1		12/20/11 03:23	95-47-6	
Surrogates								
Dibromofluoromethane (S)	100 %.		83-123	1		12/20/11 03:23	1868-53-7	
4-Bromofluorobenzene (S)	102 %.		72-125	1		12/20/11 03:23	460-00-4	
Toluene-d8 (S)	94 %.		81-114	1		12/20/11 03:23	2037-26-5	

ANALYTICAL RESULTS

Project: West Vermont Street

Pace Project No.: 5055747

Sample: WVS-MMWP10S-120811-GW **Lab ID:** 5055747005 Collected: 12/08/11 17:20 Received: 12/09/11 16:07 Matrix: Water

Parameters	Results	Units	Report Limit	DF	Prepared	Analyzed	CAS No.	Qual
8260 MSV		Analytical Method: EPA 8260						
Acetone	ND	ug/L	100	1		12/20/11 04:00	67-64-1	
Benzene	ND	ug/L	5.0	1		12/20/11 04:00	71-43-2	
Bromochloromethane	ND	ug/L	5.0	1		12/20/11 04:00	74-97-5	
Bromodichloromethane	ND	ug/L	5.0	1		12/20/11 04:00	75-27-4	
Bromoform	ND	ug/L	5.0	1		12/20/11 04:00	75-25-2	
Bromomethane	ND	ug/L	5.0	1		12/20/11 04:00	74-83-9	
2-Butanone (MEK)	ND	ug/L	25.0	1		12/20/11 04:00	78-93-3	
Carbon disulfide	ND	ug/L	10.0	1		12/20/11 04:00	75-15-0	
Carbon tetrachloride	ND	ug/L	5.0	1		12/20/11 04:00	56-23-5	
Chlorobenzene	ND	ug/L	5.0	1		12/20/11 04:00	108-90-7	
Chloroethane	ND	ug/L	5.0	1		12/20/11 04:00	75-00-3	
Chloroform	ND	ug/L	5.0	1		12/20/11 04:00	67-66-3	
Chloromethane	ND	ug/L	5.0	1		12/20/11 04:00	74-87-3	
Cyclohexane	ND	ug/L	100	1		12/20/11 04:00	110-82-7	N2
1,2-Dibromo-3-chloropropane	ND	ug/L	10.0	1		12/20/11 04:00	96-12-8	
Dibromochloromethane	ND	ug/L	5.0	1		12/20/11 04:00	124-48-1	
1,2-Dibromoethane (EDB)	ND	ug/L	5.0	1		12/20/11 04:00	106-93-4	
1,2-Dichlorobenzene	ND	ug/L	5.0	1		12/20/11 04:00	95-50-1	
1,3-Dichlorobenzene	ND	ug/L	5.0	1		12/20/11 04:00	541-73-1	
1,4-Dichlorobenzene	ND	ug/L	5.0	1		12/20/11 04:00	106-46-7	
Dichlorodifluoromethane	ND	ug/L	5.0	1		12/20/11 04:00	75-71-8	
1,1-Dichloroethane	ND	ug/L	5.0	1		12/20/11 04:00	75-34-3	
1,2-Dichloroethane	ND	ug/L	5.0	1		12/20/11 04:00	107-06-2	
1,1-Dichloroethene	ND	ug/L	5.0	1		12/20/11 04:00	75-35-4	
cis-1,2-Dichloroethene	ND	ug/L	5.0	1		12/20/11 04:00	156-59-2	
trans-1,2-Dichloroethene	ND	ug/L	5.0	1		12/20/11 04:00	156-60-5	
1,2-Dichloropropane	ND	ug/L	5.0	1		12/20/11 04:00	78-87-5	
cis-1,3-Dichloropropene	ND	ug/L	5.0	1		12/20/11 04:00	10061-01-5	
trans-1,3-Dichloropropene	ND	ug/L	5.0	1		12/20/11 04:00	10061-02-6	
1,4-Dioxane (p-Dioxane)	ND	ug/L	100	1		12/20/11 04:00	123-91-1	N2
Ethylbenzene	ND	ug/L	5.0	1		12/20/11 04:00	100-41-4	
2-Hexanone	ND	ug/L	25.0	1		12/20/11 04:00	591-78-6	
Isopropylbenzene (Cumene)	ND	ug/L	5.0	1		12/20/11 04:00	98-82-8	
Methyl acetate	ND	ug/L	50.0	1		12/20/11 04:00	79-20-9	N2
Methylcyclohexane	ND	ug/L	50.0	1		12/20/11 04:00	108-87-2	N2
Methylene Chloride	ND	ug/L	5.0	1		12/20/11 04:00	75-09-2	
4-Methyl-2-pentanone (MIBK)	ND	ug/L	25.0	1		12/20/11 04:00	108-10-1	
Methyl-tert-butyl ether	ND	ug/L	4.0	1		12/20/11 04:00	1634-04-4	
Styrene	ND	ug/L	5.0	1		12/20/11 04:00	100-42-5	
1,1,2,2-Tetrachloroethane	ND	ug/L	5.0	1		12/20/11 04:00	79-34-5	
Tetrachloroethene	ND	ug/L	5.0	1		12/20/11 04:00	127-18-4	
Toluene	ND	ug/L	5.0	1		12/20/11 04:00	108-88-3	
1,2,3-Trichlorobenzene	ND	ug/L	5.0	1		12/20/11 04:00	87-61-6	
1,2,4-Trichlorobenzene	ND	ug/L	5.0	1		12/20/11 04:00	120-82-1	
1,1,1-Trichloroethane	ND	ug/L	5.0	1		12/20/11 04:00	71-55-6	
1,1,2-Trichloroethane	ND	ug/L	5.0	1		12/20/11 04:00	79-00-5	

ANALYTICAL RESULTS

Project: West Vermont Street

Pace Project No.: 5055747

Sample: WVS-MMWP10S-120811-GW **Lab ID:** 5055747005 Collected: 12/08/11 17:20 Received: 12/09/11 16:07 Matrix: Water

Parameters	Results	Units	Report Limit	DF	Prepared	Analyzed	CAS No.	Qual
8260 MSV		Analytical Method: EPA 8260						
Trichloroethene	ND	ug/L	5.0	1		12/20/11 04:00	79-01-6	
Trichlorofluoromethane	ND	ug/L	5.0	1		12/20/11 04:00	75-69-4	
1,1,2-Trichlorotrifluoroethane	ND	ug/L	5.0	1		12/20/11 04:00	76-13-1	
Vinyl chloride	ND	ug/L	2.0	1		12/20/11 04:00	75-01-4	
m&p-Xylene	ND	ug/L	5.0	1		12/20/11 04:00	179601-23-1	
o-Xylene	ND	ug/L	5.0	1		12/20/11 04:00	95-47-6	
Surrogates								
Dibromofluoromethane (S)	101 %.		83-123	1		12/20/11 04:00	1868-53-7	
4-Bromofluorobenzene (S)	101 %.		72-125	1		12/20/11 04:00	460-00-4	
Toluene-d8 (S)	95 %.		81-114	1		12/20/11 04:00	2037-26-5	

ANALYTICAL RESULTS

Project: West Vermont Street

Pace Project No.: 5055747

Sample: VVS-MMWP12D-120811-GW **Lab ID:** 5055747006 Collected: 12/08/11 18:05 Received: 12/09/11 16:07 Matrix: Water

Parameters	Results	Units	Report Limit	DF	Prepared	Analyzed	CAS No.	Qual
8260 MSV		Analytical Method: EPA 8260						
Acetone	ND	ug/L	100	1		12/20/11 04:38	67-64-1	
Benzene	ND	ug/L	5.0	1		12/20/11 04:38	71-43-2	
Bromochloromethane	ND	ug/L	5.0	1		12/20/11 04:38	74-97-5	
Bromodichloromethane	ND	ug/L	5.0	1		12/20/11 04:38	75-27-4	
Bromoform	ND	ug/L	5.0	1		12/20/11 04:38	75-25-2	
Bromomethane	ND	ug/L	5.0	1		12/20/11 04:38	74-83-9	
2-Butanone (MEK)	ND	ug/L	25.0	1		12/20/11 04:38	78-93-3	
Carbon disulfide	ND	ug/L	10.0	1		12/20/11 04:38	75-15-0	
Carbon tetrachloride	ND	ug/L	5.0	1		12/20/11 04:38	56-23-5	
Chlorobenzene	ND	ug/L	5.0	1		12/20/11 04:38	108-90-7	
Chloroethane	ND	ug/L	5.0	1		12/20/11 04:38	75-00-3	
Chloroform	ND	ug/L	5.0	1		12/20/11 04:38	67-66-3	
Chloromethane	ND	ug/L	5.0	1		12/20/11 04:38	74-87-3	
Cyclohexane	ND	ug/L	100	1		12/20/11 04:38	110-82-7	N2
1,2-Dibromo-3-chloropropane	ND	ug/L	10.0	1		12/20/11 04:38	96-12-8	
Dibromochloromethane	ND	ug/L	5.0	1		12/20/11 04:38	124-48-1	
1,2-Dibromoethane (EDB)	ND	ug/L	5.0	1		12/20/11 04:38	106-93-4	
1,2-Dichlorobenzene	ND	ug/L	5.0	1		12/20/11 04:38	95-50-1	
1,3-Dichlorobenzene	ND	ug/L	5.0	1		12/20/11 04:38	541-73-1	
1,4-Dichlorobenzene	ND	ug/L	5.0	1		12/20/11 04:38	106-46-7	
Dichlorodifluoromethane	ND	ug/L	5.0	1		12/20/11 04:38	75-71-8	
1,1-Dichloroethane	ND	ug/L	5.0	1		12/20/11 04:38	75-34-3	
1,2-Dichloroethane	ND	ug/L	5.0	1		12/20/11 04:38	107-06-2	
1,1-Dichloroethene	ND	ug/L	5.0	1		12/20/11 04:38	75-35-4	
cis-1,2-Dichloroethene	769	ug/L	50.0	10		12/20/11 23:36	156-59-2	
trans-1,2-Dichloroethene	17.7	ug/L	5.0	1		12/20/11 04:38	156-60-5	
1,2-Dichloropropane	ND	ug/L	5.0	1		12/20/11 04:38	78-87-5	
cis-1,3-Dichloropropene	ND	ug/L	5.0	1		12/20/11 04:38	10061-01-5	
trans-1,3-Dichloropropene	ND	ug/L	5.0	1		12/20/11 04:38	10061-02-6	
1,4-Dioxane (p-Dioxane)	ND	ug/L	100	1		12/20/11 04:38	123-91-1	N2
Ethylbenzene	ND	ug/L	5.0	1		12/20/11 04:38	100-41-4	
2-Hexanone	ND	ug/L	25.0	1		12/20/11 04:38	591-78-6	
Isopropylbenzene (Cumene)	ND	ug/L	5.0	1		12/20/11 04:38	98-82-8	
Methyl acetate	ND	ug/L	50.0	1		12/20/11 04:38	79-20-9	N2
Methylcyclohexane	ND	ug/L	50.0	1		12/20/11 04:38	108-87-2	N2
Methylene Chloride	ND	ug/L	5.0	1		12/20/11 04:38	75-09-2	
4-Methyl-2-pentanone (MIBK)	ND	ug/L	25.0	1		12/20/11 04:38	108-10-1	
Methyl-tert-butyl ether	ND	ug/L	4.0	1		12/20/11 04:38	1634-04-4	
Styrene	ND	ug/L	5.0	1		12/20/11 04:38	100-42-5	
1,1,2,2-Tetrachloroethane	ND	ug/L	5.0	1		12/20/11 04:38	79-34-5	
Tetrachloroethene	ND	ug/L	5.0	1		12/20/11 04:38	127-18-4	
Toluene	ND	ug/L	5.0	1		12/20/11 04:38	108-88-3	
1,2,3-Trichlorobenzene	ND	ug/L	5.0	1		12/20/11 04:38	87-61-6	
1,2,4-Trichlorobenzene	ND	ug/L	5.0	1		12/20/11 04:38	120-82-1	
1,1,1-Trichloroethane	ND	ug/L	5.0	1		12/20/11 04:38	71-55-6	
1,1,2-Trichloroethane	ND	ug/L	5.0	1		12/20/11 04:38	79-00-5	

ANALYTICAL RESULTS

Project: West Vermont Street

Pace Project No.: 5055747

Sample: WVS-MMWP12D-120811-GW **Lab ID:** 5055747006 Collected: 12/08/11 18:05 Received: 12/09/11 16:07 Matrix: Water

Parameters	Results	Units	Report Limit	DF	Prepared	Analyzed	CAS No.	Qual
8260 MSV		Analytical Method: EPA 8260						
Trichloroethene	ND	ug/L	5.0	1		12/20/11 04:38	79-01-6	
Trichlorofluoromethane	ND	ug/L	5.0	1		12/20/11 04:38	75-69-4	
1,1,2-Trichlorotrifluoroethane	ND	ug/L	5.0	1		12/20/11 04:38	76-13-1	
Vinyl chloride	96.1	ug/L	2.0	1		12/20/11 04:38	75-01-4	
m&p-Xylene	ND	ug/L	5.0	1		12/20/11 04:38	179601-23-1	
o-Xylene	ND	ug/L	5.0	1		12/20/11 04:38	95-47-6	
Surrogates								
Dibromofluoromethane (S)	100 %.		83-123	1		12/20/11 04:38	1868-53-7	
4-Bromofluorobenzene (S)	102 %.		72-125	1		12/20/11 04:38	460-00-4	
Toluene-d8 (S)	94 %.		81-114	1		12/20/11 04:38	2037-26-5	

ANALYTICAL RESULTS

Project: West Vermont Street

Pace Project No.: 5055747

Sample: WVS-MMWP10D-120811-GW **Lab ID:** 5055747007 Collected: 12/08/11 18:15 Received: 12/09/11 16:07 Matrix: Water

Parameters	Results	Units	Report Limit	DF	Prepared	Analyzed	CAS No.	Qual
8260 MSV		Analytical Method: EPA 8260						
Acetone	ND	ug/L	100	1		12/20/11 05:15	67-64-1	
Benzene	ND	ug/L	5.0	1		12/20/11 05:15	71-43-2	
Bromochloromethane	ND	ug/L	5.0	1		12/20/11 05:15	74-97-5	
Bromodichloromethane	ND	ug/L	5.0	1		12/20/11 05:15	75-27-4	
Bromoform	ND	ug/L	5.0	1		12/20/11 05:15	75-25-2	
Bromomethane	ND	ug/L	5.0	1		12/20/11 05:15	74-83-9	
2-Butanone (MEK)	ND	ug/L	25.0	1		12/20/11 05:15	78-93-3	
Carbon disulfide	ND	ug/L	10.0	1		12/20/11 05:15	75-15-0	
Carbon tetrachloride	ND	ug/L	5.0	1		12/20/11 05:15	56-23-5	
Chlorobenzene	ND	ug/L	5.0	1		12/20/11 05:15	108-90-7	
Chloroethane	ND	ug/L	5.0	1		12/20/11 05:15	75-00-3	
Chloroform	ND	ug/L	5.0	1		12/20/11 05:15	67-66-3	
Chloromethane	ND	ug/L	5.0	1		12/20/11 05:15	74-87-3	
Cyclohexane	ND	ug/L	100	1		12/20/11 05:15	110-82-7	N2
1,2-Dibromo-3-chloropropane	ND	ug/L	10.0	1		12/20/11 05:15	96-12-8	
Dibromochloromethane	ND	ug/L	5.0	1		12/20/11 05:15	124-48-1	
1,2-Dibromoethane (EDB)	ND	ug/L	5.0	1		12/20/11 05:15	106-93-4	
1,2-Dichlorobenzene	ND	ug/L	5.0	1		12/20/11 05:15	95-50-1	
1,3-Dichlorobenzene	ND	ug/L	5.0	1		12/20/11 05:15	541-73-1	
1,4-Dichlorobenzene	ND	ug/L	5.0	1		12/20/11 05:15	106-46-7	
Dichlorodifluoromethane	ND	ug/L	5.0	1		12/20/11 05:15	75-71-8	
1,1-Dichloroethane	ND	ug/L	5.0	1		12/20/11 05:15	75-34-3	
1,2-Dichloroethane	ND	ug/L	5.0	1		12/20/11 05:15	107-06-2	
1,1-Dichloroethene	ND	ug/L	5.0	1		12/20/11 05:15	75-35-4	
cis-1,2-Dichloroethene	ND	ug/L	5.0	1		12/20/11 05:15	156-59-2	
trans-1,2-Dichloroethene	ND	ug/L	5.0	1		12/20/11 05:15	156-60-5	
1,2-Dichloropropane	ND	ug/L	5.0	1		12/20/11 05:15	78-87-5	
cis-1,3-Dichloropropene	ND	ug/L	5.0	1		12/20/11 05:15	10061-01-5	
trans-1,3-Dichloropropene	ND	ug/L	5.0	1		12/20/11 05:15	10061-02-6	
1,4-Dioxane (p-Dioxane)	ND	ug/L	100	1		12/20/11 05:15	123-91-1	N2
Ethylbenzene	ND	ug/L	5.0	1		12/20/11 05:15	100-41-4	
2-Hexanone	ND	ug/L	25.0	1		12/20/11 05:15	591-78-6	
Isopropylbenzene (Cumene)	ND	ug/L	5.0	1		12/20/11 05:15	98-82-8	
Methyl acetate	ND	ug/L	50.0	1		12/20/11 05:15	79-20-9	N2
Methylcyclohexane	ND	ug/L	50.0	1		12/20/11 05:15	108-87-2	N2
Methylene Chloride	ND	ug/L	5.0	1		12/20/11 05:15	75-09-2	
4-Methyl-2-pentanone (MIBK)	ND	ug/L	25.0	1		12/20/11 05:15	108-10-1	
Methyl-tert-butyl ether	ND	ug/L	4.0	1		12/20/11 05:15	1634-04-4	
Styrene	ND	ug/L	5.0	1		12/20/11 05:15	100-42-5	
1,1,2,2-Tetrachloroethane	ND	ug/L	5.0	1		12/20/11 05:15	79-34-5	
Tetrachloroethene	ND	ug/L	5.0	1		12/20/11 05:15	127-18-4	
Toluene	ND	ug/L	5.0	1		12/20/11 05:15	108-88-3	
1,2,3-Trichlorobenzene	ND	ug/L	5.0	1		12/20/11 05:15	87-61-6	
1,2,4-Trichlorobenzene	ND	ug/L	5.0	1		12/20/11 05:15	120-82-1	
1,1,1-Trichloroethane	ND	ug/L	5.0	1		12/20/11 05:15	71-55-6	
1,1,2-Trichloroethane	ND	ug/L	5.0	1		12/20/11 05:15	79-00-5	

ANALYTICAL RESULTS

Project: West Vermont Street

Pace Project No.: 5055747

Sample: WVS-MMWP10D-120811-GW **Lab ID:** 5055747007 Collected: 12/08/11 18:15 Received: 12/09/11 16:07 Matrix: Water

Parameters	Results	Units	Report Limit	DF	Prepared	Analyzed	CAS No.	Qual
8260 MSV		Analytical Method: EPA 8260						
Trichloroethene	ND	ug/L	5.0	1		12/20/11 05:15	79-01-6	
Trichlorofluoromethane	ND	ug/L	5.0	1		12/20/11 05:15	75-69-4	
1,1,2-Trichlorotrifluoroethane	ND	ug/L	5.0	1		12/20/11 05:15	76-13-1	
Vinyl chloride	1780	ug/L	20.0	10		12/21/11 00:14	75-01-4	
m&p-Xylene	ND	ug/L	5.0	1		12/20/11 05:15	179601-23-1	
o-Xylene	ND	ug/L	5.0	1		12/20/11 05:15	95-47-6	
Surrogates								
Dibromofluoromethane (S)	101 %.		83-123	1		12/20/11 05:15	1868-53-7	
4-Bromofluorobenzene (S)	102 %.		72-125	1		12/20/11 05:15	460-00-4	
Toluene-d8 (S)	93 %.		81-114	1		12/20/11 05:15	2037-26-5	

ANALYTICAL RESULTS

Project: West Vermont Street

Pace Project No.: 5055747

Sample: WVS-MMW1S-120911-GW	Lab ID: 5055747008	Collected: 12/09/11 09:25	Received: 12/09/11 16:07	Matrix: Water				
Parameters	Results	Units	Report Limit	DF	Prepared	Analyzed	CAS No.	Qual
8260 MSV		Analytical Method: EPA 8260						
Acetone	ND	ug/L	100	1		12/20/11 05:53	67-64-1	
Benzene	ND	ug/L	5.0	1		12/20/11 05:53	71-43-2	
Bromochloromethane	ND	ug/L	5.0	1		12/20/11 05:53	74-97-5	
Bromodichloromethane	ND	ug/L	5.0	1		12/20/11 05:53	75-27-4	
Bromoform	ND	ug/L	5.0	1		12/20/11 05:53	75-25-2	
Bromomethane	ND	ug/L	5.0	1		12/20/11 05:53	74-83-9	
2-Butanone (MEK)	ND	ug/L	25.0	1		12/20/11 05:53	78-93-3	
Carbon disulfide	ND	ug/L	10.0	1		12/20/11 05:53	75-15-0	
Carbon tetrachloride	ND	ug/L	5.0	1		12/20/11 05:53	56-23-5	
Chlorobenzene	ND	ug/L	5.0	1		12/20/11 05:53	108-90-7	
Chloroethane	ND	ug/L	5.0	1		12/20/11 05:53	75-00-3	
Chloroform	ND	ug/L	5.0	1		12/20/11 05:53	67-66-3	
Chloromethane	ND	ug/L	5.0	1		12/20/11 05:53	74-87-3	
Cyclohexane	ND	ug/L	100	1		12/20/11 05:53	110-82-7	N2
1,2-Dibromo-3-chloropropane	ND	ug/L	10.0	1		12/20/11 05:53	96-12-8	
Dibromochloromethane	ND	ug/L	5.0	1		12/20/11 05:53	124-48-1	
1,2-Dibromoethane (EDB)	ND	ug/L	5.0	1		12/20/11 05:53	106-93-4	
1,2-Dichlorobenzene	ND	ug/L	5.0	1		12/20/11 05:53	95-50-1	
1,3-Dichlorobenzene	ND	ug/L	5.0	1		12/20/11 05:53	541-73-1	
1,4-Dichlorobenzene	ND	ug/L	5.0	1		12/20/11 05:53	106-46-7	
Dichlorodifluoromethane	ND	ug/L	5.0	1		12/20/11 05:53	75-71-8	
1,1-Dichloroethane	ND	ug/L	5.0	1		12/20/11 05:53	75-34-3	
1,2-Dichloroethane	ND	ug/L	5.0	1		12/20/11 05:53	107-06-2	
1,1-Dichloroethene	ND	ug/L	5.0	1		12/20/11 05:53	75-35-4	
cis-1,2-Dichloroethene	ND	ug/L	5.0	1		12/20/11 05:53	156-59-2	
trans-1,2-Dichloroethene	ND	ug/L	5.0	1		12/20/11 05:53	156-60-5	
1,2-Dichloropropane	ND	ug/L	5.0	1		12/20/11 05:53	78-87-5	
cis-1,3-Dichloropropene	ND	ug/L	5.0	1		12/20/11 05:53	10061-01-5	
trans-1,3-Dichloropropene	ND	ug/L	5.0	1		12/20/11 05:53	10061-02-6	
1,4-Dioxane (p-Dioxane)	ND	ug/L	100	1		12/20/11 05:53	123-91-1	N2
Ethylbenzene	ND	ug/L	5.0	1		12/20/11 05:53	100-41-4	
2-Hexanone	ND	ug/L	25.0	1		12/20/11 05:53	591-78-6	
Isopropylbenzene (Cumene)	ND	ug/L	5.0	1		12/20/11 05:53	98-82-8	
Methyl acetate	ND	ug/L	50.0	1		12/20/11 05:53	79-20-9	N2
Methylcyclohexane	ND	ug/L	50.0	1		12/20/11 05:53	108-87-2	N2
Methylene Chloride	ND	ug/L	5.0	1		12/20/11 05:53	75-09-2	
4-Methyl-2-pentanone (MIBK)	ND	ug/L	25.0	1		12/20/11 05:53	108-10-1	
Methyl-tert-butyl ether	ND	ug/L	4.0	1		12/20/11 05:53	1634-04-4	
Styrene	ND	ug/L	5.0	1		12/20/11 05:53	100-42-5	
1,1,2,2-Tetrachloroethane	ND	ug/L	5.0	1		12/20/11 05:53	79-34-5	
Tetrachloroethene	400	ug/L	50.0	10		12/21/11 00:51	127-18-4	
Toluene	ND	ug/L	5.0	1		12/20/11 05:53	108-88-3	
1,2,3-Trichlorobenzene	ND	ug/L	5.0	1		12/20/11 05:53	87-61-6	
1,2,4-Trichlorobenzene	ND	ug/L	5.0	1		12/20/11 05:53	120-82-1	
1,1,1-Trichloroethane	ND	ug/L	5.0	1		12/20/11 05:53	71-55-6	
1,1,2-Trichloroethane	ND	ug/L	5.0	1		12/20/11 05:53	79-00-5	
Trichloroethene	20.6	ug/L	5.0	1		12/20/11 05:53	79-01-6	

Date: 12/22/2011 11:55 AM

REPORT OF LABORATORY ANALYSIS

Page 18 of 50

This report shall not be reproduced, except in full,
without the written consent of Pace Analytical Services, Inc..

ANALYTICAL RESULTS

Project: West Vermont Street

Pace Project No.: 5055747

Sample: WVS-MMW1S-120911-GW		Lab ID: 5055747008		Collected: 12/09/11 09:25	Received: 12/09/11 16:07	Matrix: Water		
Parameters	Results	Units	Report Limit	DF	Prepared	Analyzed	CAS No.	Qual
8260 MSV		Analytical Method: EPA 8260						
Trichlorofluoromethane	ND ug/L		5.0	1		12/20/11 05:53	75-69-4	
1,1,2-Trichlorotrifluoroethane	ND ug/L		5.0	1		12/20/11 05:53	76-13-1	
Vinyl chloride	ND ug/L		2.0	1		12/20/11 05:53	75-01-4	
m&p-Xylene	ND ug/L		5.0	1		12/20/11 05:53	179601-23-1	
o-Xylene	ND ug/L		5.0	1		12/20/11 05:53	95-47-6	
Surrogates								
Dibromofluoromethane (S)	100 %.		83-123	1		12/20/11 05:53	1868-53-7	
4-Bromofluorobenzene (S)	103 %.		72-125	1		12/20/11 05:53	460-00-4	
Toluene-d8 (S)	95 %.		81-114	1		12/20/11 05:53	2037-26-5	

ANALYTICAL RESULTS

Project: West Vermont Street

Pace Project No.: 5055747

Sample: WVS-MMW14D-120911-GW **Lab ID: 5055747009** Collected: 12/09/11 09:48 Received: 12/09/11 16:07 Matrix: Water

Parameters	Results	Units	Report Limit	DF	Prepared	Analyzed	CAS No.	Qual
8260 MSV		Analytical Method: EPA 8260						
Acetone	ND	ug/L	100	1		12/20/11 06:30	67-64-1	
Benzene	ND	ug/L	5.0	1		12/20/11 06:30	71-43-2	
Bromochloromethane	ND	ug/L	5.0	1		12/20/11 06:30	74-97-5	
Bromodichloromethane	ND	ug/L	5.0	1		12/20/11 06:30	75-27-4	
Bromoform	ND	ug/L	5.0	1		12/20/11 06:30	75-25-2	
Bromomethane	ND	ug/L	5.0	1		12/20/11 06:30	74-83-9	
2-Butanone (MEK)	ND	ug/L	25.0	1		12/20/11 06:30	78-93-3	
Carbon disulfide	ND	ug/L	10.0	1		12/20/11 06:30	75-15-0	
Carbon tetrachloride	ND	ug/L	5.0	1		12/20/11 06:30	56-23-5	
Chlorobenzene	ND	ug/L	5.0	1		12/20/11 06:30	108-90-7	
Chloroethane	ND	ug/L	5.0	1		12/20/11 06:30	75-00-3	
Chloroform	ND	ug/L	5.0	1		12/20/11 06:30	67-66-3	
Chloromethane	ND	ug/L	5.0	1		12/20/11 06:30	74-87-3	
Cyclohexane	ND	ug/L	100	1		12/20/11 06:30	110-82-7	N2
1,2-Dibromo-3-chloropropane	ND	ug/L	10.0	1		12/20/11 06:30	96-12-8	
Dibromochloromethane	ND	ug/L	5.0	1		12/20/11 06:30	124-48-1	
1,2-Dibromoethane (EDB)	ND	ug/L	5.0	1		12/20/11 06:30	106-93-4	
1,2-Dichlorobenzene	ND	ug/L	5.0	1		12/20/11 06:30	95-50-1	
1,3-Dichlorobenzene	ND	ug/L	5.0	1		12/20/11 06:30	541-73-1	
1,4-Dichlorobenzene	ND	ug/L	5.0	1		12/20/11 06:30	106-46-7	
Dichlorodifluoromethane	ND	ug/L	5.0	1		12/20/11 06:30	75-71-8	
1,1-Dichloroethane	ND	ug/L	5.0	1		12/20/11 06:30	75-34-3	
1,2-Dichloroethane	ND	ug/L	5.0	1		12/20/11 06:30	107-06-2	
1,1-Dichloroethene	ND	ug/L	5.0	1		12/20/11 06:30	75-35-4	
cis-1,2-Dichloroethene	31.7	ug/L	5.0	1		12/20/11 06:30	156-59-2	
trans-1,2-Dichloroethene	ND	ug/L	5.0	1		12/20/11 06:30	156-60-5	
1,2-Dichloropropane	ND	ug/L	5.0	1		12/20/11 06:30	78-87-5	
cis-1,3-Dichloropropene	ND	ug/L	5.0	1		12/20/11 06:30	10061-01-5	
trans-1,3-Dichloropropene	ND	ug/L	5.0	1		12/20/11 06:30	10061-02-6	
1,4-Dioxane (p-Dioxane)	ND	ug/L	100	1		12/20/11 06:30	123-91-1	N2
Ethylbenzene	ND	ug/L	5.0	1		12/20/11 06:30	100-41-4	
2-Hexanone	ND	ug/L	25.0	1		12/20/11 06:30	591-78-6	
Isopropylbenzene (Cumene)	ND	ug/L	5.0	1		12/20/11 06:30	98-82-8	
Methyl acetate	ND	ug/L	50.0	1		12/20/11 06:30	79-20-9	N2
Methylcyclohexane	ND	ug/L	50.0	1		12/20/11 06:30	108-87-2	N2
Methylene Chloride	ND	ug/L	5.0	1		12/20/11 06:30	75-09-2	
4-Methyl-2-pentanone (MIBK)	ND	ug/L	25.0	1		12/20/11 06:30	108-10-1	
Methyl-tert-butyl ether	ND	ug/L	4.0	1		12/20/11 06:30	1634-04-4	
Styrene	ND	ug/L	5.0	1		12/20/11 06:30	100-42-5	
1,1,2,2-Tetrachloroethane	ND	ug/L	5.0	1		12/20/11 06:30	79-34-5	
Tetrachloroethene	ND	ug/L	5.0	1		12/20/11 06:30	127-18-4	
Toluene	ND	ug/L	5.0	1		12/20/11 06:30	108-88-3	
1,2,3-Trichlorobenzene	ND	ug/L	5.0	1		12/20/11 06:30	87-61-6	
1,2,4-Trichlorobenzene	ND	ug/L	5.0	1		12/20/11 06:30	120-82-1	
1,1,1-Trichloroethane	ND	ug/L	5.0	1		12/20/11 06:30	71-55-6	
1,1,2-Trichloroethane	ND	ug/L	5.0	1		12/20/11 06:30	79-00-5	
Trichloroethene	ND	ug/L	5.0	1		12/20/11 06:30	79-01-6	

Date: 12/22/2011 11:55 AM

REPORT OF LABORATORY ANALYSIS

Page 20 of 50

This report shall not be reproduced, except in full,
without the written consent of Pace Analytical Services, Inc..

ANALYTICAL RESULTS

Project: West Vermont Street

Pace Project No.: 5055747

Sample: WVS-MMW14D-120911-GW **Lab ID: 5055747009** Collected: 12/09/11 09:48 Received: 12/09/11 16:07 Matrix: Water

Parameters	Results	Units	Report Limit	DF	Prepared	Analyzed	CAS No.	Qual
8260 MSV		Analytical Method: EPA 8260						
Trichlorofluoromethane	ND	ug/L	5.0	1		12/20/11 06:30	75-69-4	
1,1,2-Trichlorotrifluoroethane	ND	ug/L	5.0	1		12/20/11 06:30	76-13-1	
Vinyl chloride	2.3	ug/L	2.0	1		12/20/11 06:30	75-01-4	
m&p-Xylene	ND	ug/L	5.0	1		12/20/11 06:30	179601-23-1	
o-Xylene	ND	ug/L	5.0	1		12/20/11 06:30	95-47-6	
Surrogates								
Dibromofluoromethane (S)	100 %.		83-123	1		12/20/11 06:30	1868-53-7	
4-Bromofluorobenzene (S)	103 %.		72-125	1		12/20/11 06:30	460-00-4	
Toluene-d8 (S)	95 %.		81-114	1		12/20/11 06:30	2037-26-5	

ANALYTICAL RESULTS

Project: West Vermont Street

Pace Project No.: 5055747

Sample: WVS-MMW6D-120911-GW	Lab ID: 5055747010	Collected: 12/09/11 10:35	Received: 12/09/11 16:07	Matrix: Water				
Parameters	Results	Units	Report Limit	DF	Prepared	Analyzed	CAS No.	Qual
8260 MSV		Analytical Method: EPA 8260						
Acetone	ND ug/L		100	1		12/20/11 07:08	67-64-1	
Benzene	ND ug/L		5.0	1		12/20/11 07:08	71-43-2	
Bromochloromethane	ND ug/L		5.0	1		12/20/11 07:08	74-97-5	
Bromodichloromethane	ND ug/L		5.0	1		12/20/11 07:08	75-27-4	
Bromoform	ND ug/L		5.0	1		12/20/11 07:08	75-25-2	
Bromomethane	ND ug/L		5.0	1		12/20/11 07:08	74-83-9	
2-Butanone (MEK)	ND ug/L		25.0	1		12/20/11 07:08	78-93-3	
Carbon disulfide	ND ug/L		10.0	1		12/20/11 07:08	75-15-0	
Carbon tetrachloride	ND ug/L		5.0	1		12/20/11 07:08	56-23-5	
Chlorobenzene	ND ug/L		5.0	1		12/20/11 07:08	108-90-7	
Chloroethane	ND ug/L		5.0	1		12/20/11 07:08	75-00-3	
Chloroform	ND ug/L		5.0	1		12/20/11 07:08	67-66-3	
Chloromethane	ND ug/L		5.0	1		12/20/11 07:08	74-87-3	
Cyclohexane	ND ug/L		100	1		12/20/11 07:08	110-82-7	N2
1,2-Dibromo-3-chloropropane	ND ug/L		10.0	1		12/20/11 07:08	96-12-8	
Dibromochloromethane	ND ug/L		5.0	1		12/20/11 07:08	124-48-1	
1,2-Dibromoethane (EDB)	ND ug/L		5.0	1		12/20/11 07:08	106-93-4	
1,2-Dichlorobenzene	ND ug/L		5.0	1		12/20/11 07:08	95-50-1	
1,3-Dichlorobenzene	ND ug/L		5.0	1		12/20/11 07:08	541-73-1	
1,4-Dichlorobenzene	ND ug/L		5.0	1		12/20/11 07:08	106-46-7	
Dichlorodifluoromethane	ND ug/L		5.0	1		12/20/11 07:08	75-71-8	
1,1-Dichloroethane	ND ug/L		5.0	1		12/20/11 07:08	75-34-3	
1,2-Dichloroethane	ND ug/L		5.0	1		12/20/11 07:08	107-06-2	
1,1-Dichloroethene	ND ug/L		5.0	1		12/20/11 07:08	75-35-4	
cis-1,2-Dichloroethene	ND ug/L		5.0	1		12/20/11 07:08	156-59-2	
trans-1,2-Dichloroethene	ND ug/L		5.0	1		12/20/11 07:08	156-60-5	
1,2-Dichloropropane	ND ug/L		5.0	1		12/20/11 07:08	78-87-5	
cis-1,3-Dichloropropene	ND ug/L		5.0	1		12/20/11 07:08	10061-01-5	
trans-1,3-Dichloropropene	ND ug/L		5.0	1		12/20/11 07:08	10061-02-6	
1,4-Dioxane (p-Dioxane)	ND ug/L		100	1		12/20/11 07:08	123-91-1	N2
Ethylbenzene	ND ug/L		5.0	1		12/20/11 07:08	100-41-4	
2-Hexanone	ND ug/L		25.0	1		12/20/11 07:08	591-78-6	
Isopropylbenzene (Cumene)	ND ug/L		5.0	1		12/20/11 07:08	98-82-8	
Methyl acetate	ND ug/L		50.0	1		12/20/11 07:08	79-20-9	N2
Methylcyclohexane	ND ug/L		50.0	1		12/20/11 07:08	108-87-2	N2
Methylene Chloride	ND ug/L		5.0	1		12/20/11 07:08	75-09-2	
4-Methyl-2-pentanone (MIBK)	ND ug/L		25.0	1		12/20/11 07:08	108-10-1	
Methyl-tert-butyl ether	ND ug/L		4.0	1		12/20/11 07:08	1634-04-4	
Styrene	ND ug/L		5.0	1		12/20/11 07:08	100-42-5	
1,1,2,2-Tetrachloroethane	ND ug/L		5.0	1		12/20/11 07:08	79-34-5	
Tetrachloroethene	ND ug/L		5.0	1		12/20/11 07:08	127-18-4	
Toluene	ND ug/L		5.0	1		12/20/11 07:08	108-88-3	
1,2,3-Trichlorobenzene	ND ug/L		5.0	1		12/20/11 07:08	87-61-6	
1,2,4-Trichlorobenzene	ND ug/L		5.0	1		12/20/11 07:08	120-82-1	
1,1,1-Trichloroethane	ND ug/L		5.0	1		12/20/11 07:08	71-55-6	
1,1,2-Trichloroethane	ND ug/L		5.0	1		12/20/11 07:08	79-00-5	
Trichloroethene	ND ug/L		5.0	1		12/20/11 07:08	79-01-6	

Date: 12/22/2011 11:55 AM

REPORT OF LABORATORY ANALYSIS

Page 22 of 50

This report shall not be reproduced, except in full,
without the written consent of Pace Analytical Services, Inc..

ANALYTICAL RESULTS

Project: West Vermont Street

Pace Project No.: 5055747

Sample: WVS-MMW6D-120911-GW		Lab ID: 5055747010		Collected: 12/09/11 10:35	Received: 12/09/11 16:07	Matrix: Water		
Parameters	Results	Units	Report Limit	DF	Prepared	Analyzed	CAS No.	Qual
8260 MSV		Analytical Method: EPA 8260						
Trichlorofluoromethane	ND	ug/L	5.0	1		12/20/11 07:08	75-69-4	
1,1,2-Trichlorotrifluoroethane	ND	ug/L	5.0	1		12/20/11 07:08	76-13-1	
Vinyl chloride	75.2	ug/L	2.0	1		12/20/11 07:08	75-01-4	
m&p-Xylene	ND	ug/L	5.0	1		12/20/11 07:08	179601-23-1	
o-Xylene	ND	ug/L	5.0	1		12/20/11 07:08	95-47-6	
Surrogates								
Dibromofluoromethane (S)	101 %.		83-123	1		12/20/11 07:08	1868-53-7	
4-Bromofluorobenzene (S)	102 %.		72-125	1		12/20/11 07:08	460-00-4	
Toluene-d8 (S)	95 %.		81-114	1		12/20/11 07:08	2037-26-5	

ANALYTICAL RESULTS

Project: West Vermont Street

Pace Project No.: 5055747

Sample: **WVS-MMW10S-120911-GW** Lab ID: **5055747011** Collected: 12/09/11 10:45 Received: 12/09/11 16:07 Matrix: Water

Parameters	Results	Units	Report Limit	DF	Prepared	Analyzed	CAS No.	Qual
8260 MSV		Analytical Method: EPA 8260						
Acetone	ND	ug/L	100	1		12/20/11 07:45	67-64-1	
Benzene	ND	ug/L	5.0	1		12/20/11 07:45	71-43-2	
Bromochloromethane	ND	ug/L	5.0	1		12/20/11 07:45	74-97-5	
Bromodichloromethane	ND	ug/L	5.0	1		12/20/11 07:45	75-27-4	
Bromoform	ND	ug/L	5.0	1		12/20/11 07:45	75-25-2	
Bromomethane	ND	ug/L	5.0	1		12/20/11 07:45	74-83-9	
2-Butanone (MEK)	ND	ug/L	25.0	1		12/20/11 07:45	78-93-3	
Carbon disulfide	ND	ug/L	10.0	1		12/20/11 07:45	75-15-0	
Carbon tetrachloride	ND	ug/L	5.0	1		12/20/11 07:45	56-23-5	
Chlorobenzene	ND	ug/L	5.0	1		12/20/11 07:45	108-90-7	
Chloroethane	ND	ug/L	5.0	1		12/20/11 07:45	75-00-3	
Chloroform	ND	ug/L	5.0	1		12/20/11 07:45	67-66-3	
Chloromethane	ND	ug/L	5.0	1		12/20/11 07:45	74-87-3	
Cyclohexane	ND	ug/L	100	1		12/20/11 07:45	110-82-7	N2
1,2-Dibromo-3-chloropropane	ND	ug/L	10.0	1		12/20/11 07:45	96-12-8	
Dibromochloromethane	ND	ug/L	5.0	1		12/20/11 07:45	124-48-1	
1,2-Dibromoethane (EDB)	ND	ug/L	5.0	1		12/20/11 07:45	106-93-4	
1,2-Dichlorobenzene	ND	ug/L	5.0	1		12/20/11 07:45	95-50-1	
1,3-Dichlorobenzene	ND	ug/L	5.0	1		12/20/11 07:45	541-73-1	
1,4-Dichlorobenzene	ND	ug/L	5.0	1		12/20/11 07:45	106-46-7	
Dichlorodifluoromethane	ND	ug/L	5.0	1		12/20/11 07:45	75-71-8	
1,1-Dichloroethane	ND	ug/L	5.0	1		12/20/11 07:45	75-34-3	
1,2-Dichloroethane	ND	ug/L	5.0	1		12/20/11 07:45	107-06-2	
1,1-Dichloroethene	ND	ug/L	5.0	1		12/20/11 07:45	75-35-4	
cis-1,2-Dichloroethene	262	ug/L	5.0	1		12/20/11 07:45	156-59-2	
trans-1,2-Dichloroethene	8.4	ug/L	5.0	1		12/20/11 07:45	156-60-5	
1,2-Dichloropropane	ND	ug/L	5.0	1		12/20/11 07:45	78-87-5	
cis-1,3-Dichloropropene	ND	ug/L	5.0	1		12/20/11 07:45	10061-01-5	
trans-1,3-Dichloropropene	ND	ug/L	5.0	1		12/20/11 07:45	10061-02-6	
1,4-Dioxane (p-Dioxane)	ND	ug/L	100	1		12/20/11 07:45	123-91-1	N2
Ethylbenzene	ND	ug/L	5.0	1		12/20/11 07:45	100-41-4	
2-Hexanone	ND	ug/L	25.0	1		12/20/11 07:45	591-78-6	
Isopropylbenzene (Cumene)	ND	ug/L	5.0	1		12/20/11 07:45	98-82-8	
Methyl acetate	ND	ug/L	50.0	1		12/20/11 07:45	79-20-9	N2
Methylcyclohexane	ND	ug/L	50.0	1		12/20/11 07:45	108-87-2	N2
Methylene Chloride	ND	ug/L	5.0	1		12/20/11 07:45	75-09-2	
4-Methyl-2-pentanone (MIBK)	ND	ug/L	25.0	1		12/20/11 07:45	108-10-1	
Methyl-tert-butyl ether	ND	ug/L	4.0	1		12/20/11 07:45	1634-04-4	
Styrene	ND	ug/L	5.0	1		12/20/11 07:45	100-42-5	
1,1,2,2-Tetrachloroethane	ND	ug/L	5.0	1		12/20/11 07:45	79-34-5	
Tetrachloroethene	37.8	ug/L	5.0	1		12/20/11 07:45	127-18-4	
Toluene	ND	ug/L	5.0	1		12/20/11 07:45	108-88-3	
1,2,3-Trichlorobenzene	ND	ug/L	5.0	1		12/20/11 07:45	87-61-6	
1,2,4-Trichlorobenzene	ND	ug/L	5.0	1		12/20/11 07:45	120-82-1	
1,1,1-Trichloroethane	ND	ug/L	5.0	1		12/20/11 07:45	71-55-6	
1,1,2-Trichloroethane	ND	ug/L	5.0	1		12/20/11 07:45	79-00-5	
Trichloroethene	21.3	ug/L	5.0	1		12/20/11 07:45	79-01-6	

Date: 12/22/2011 11:55 AM

REPORT OF LABORATORY ANALYSIS

Page 24 of 50

This report shall not be reproduced, except in full,
without the written consent of Pace Analytical Services, Inc..

ANALYTICAL RESULTS

Project: West Vermont Street

Pace Project No.: 5055747

Sample: WVS-MMW10S-120911-GW **Lab ID: 5055747011** Collected: 12/09/11 10:45 Received: 12/09/11 16:07 Matrix: Water

Parameters	Results	Units	Report Limit	DF	Prepared	Analyzed	CAS No.	Qual
8260 MSV		Analytical Method: EPA 8260						
Trichlorofluoromethane	ND	ug/L	5.0	1		12/20/11 07:45	75-69-4	
1,1,2-Trichlorotrifluoroethane	ND	ug/L	5.0	1		12/20/11 07:45	76-13-1	
Vinyl chloride	278	ug/L	2.0	1		12/20/11 07:45	75-01-4	
m&p-Xylene	ND	ug/L	5.0	1		12/20/11 07:45	179601-23-1	
o-Xylene	ND	ug/L	5.0	1		12/20/11 07:45	95-47-6	
Surrogates								
Dibromofluoromethane (S)	101	%.	83-123	1		12/20/11 07:45	1868-53-7	
4-Bromofluorobenzene (S)	103	%.	72-125	1		12/20/11 07:45	460-00-4	
Toluene-d8 (S)	95	%.	81-114	1		12/20/11 07:45	2037-26-5	

ANALYTICAL RESULTS

Project: West Vermont Street

Pace Project No.: 5055747

Sample: **WVS-MMW12S-120911-GW** Lab ID: **5055747012** Collected: 12/09/11 11:24 Received: 12/09/11 16:07 Matrix: Water

Parameters	Results	Units	Report Limit	DF	Prepared	Analyzed	CAS No.	Qual
8260 MSV		Analytical Method: EPA 8260						
Acetone	ND	ug/L	100	1		12/20/11 14:14	67-64-1	
Benzene	ND	ug/L	5.0	1		12/20/11 14:14	71-43-2	
Bromochloromethane	ND	ug/L	5.0	1		12/20/11 14:14	74-97-5	
Bromodichloromethane	ND	ug/L	5.0	1		12/20/11 14:14	75-27-4	
Bromoform	ND	ug/L	5.0	1		12/20/11 14:14	75-25-2	
Bromomethane	ND	ug/L	5.0	1		12/20/11 14:14	74-83-9	
2-Butanone (MEK)	ND	ug/L	25.0	1		12/20/11 14:14	78-93-3	
Carbon disulfide	ND	ug/L	10.0	1		12/20/11 14:14	75-15-0	
Carbon tetrachloride	ND	ug/L	5.0	1		12/20/11 14:14	56-23-5	
Chlorobenzene	ND	ug/L	5.0	1		12/20/11 14:14	108-90-7	
Chloroethane	ND	ug/L	5.0	1		12/20/11 14:14	75-00-3	
Chloroform	ND	ug/L	5.0	1		12/20/11 14:14	67-66-3	
Chloromethane	ND	ug/L	5.0	1		12/20/11 14:14	74-87-3	
Cyclohexane	ND	ug/L	100	1		12/20/11 14:14	110-82-7	N2
1,2-Dibromo-3-chloropropane	ND	ug/L	10.0	1		12/20/11 14:14	96-12-8	
Dibromochloromethane	ND	ug/L	5.0	1		12/20/11 14:14	124-48-1	
1,2-Dibromoethane (EDB)	ND	ug/L	5.0	1		12/20/11 14:14	106-93-4	
1,2-Dichlorobenzene	ND	ug/L	5.0	1		12/20/11 14:14	95-50-1	
1,3-Dichlorobenzene	ND	ug/L	5.0	1		12/20/11 14:14	541-73-1	
1,4-Dichlorobenzene	ND	ug/L	5.0	1		12/20/11 14:14	106-46-7	
Dichlorodifluoromethane	ND	ug/L	5.0	1		12/20/11 14:14	75-71-8	
1,1-Dichloroethane	ND	ug/L	5.0	1		12/20/11 14:14	75-34-3	
1,2-Dichloroethane	ND	ug/L	5.0	1		12/20/11 14:14	107-06-2	
1,1-Dichloroethene	ND	ug/L	5.0	1		12/20/11 14:14	75-35-4	
cis-1,2-Dichloroethene	895	ug/L	50.0	10		12/21/11 21:59	156-59-2	
trans-1,2-Dichloroethene	13.2	ug/L	5.0	1		12/20/11 14:14	156-60-5	
1,2-Dichloropropane	ND	ug/L	5.0	1		12/20/11 14:14	78-87-5	
cis-1,3-Dichloropropene	ND	ug/L	5.0	1		12/20/11 14:14	10061-01-5	
trans-1,3-Dichloropropene	ND	ug/L	5.0	1		12/20/11 14:14	10061-02-6	
1,4-Dioxane (p-Dioxane)	ND	ug/L	100	1		12/20/11 14:14	123-91-1	N2
Ethylbenzene	ND	ug/L	5.0	1		12/20/11 14:14	100-41-4	
2-Hexanone	ND	ug/L	25.0	1		12/20/11 14:14	591-78-6	
Isopropylbenzene (Cumene)	ND	ug/L	5.0	1		12/20/11 14:14	98-82-8	
Methyl acetate	ND	ug/L	50.0	1		12/20/11 14:14	79-20-9	N2
Methylcyclohexane	ND	ug/L	50.0	1		12/20/11 14:14	108-87-2	N2
Methylene Chloride	ND	ug/L	5.0	1		12/20/11 14:14	75-09-2	
4-Methyl-2-pentanone (MIBK)	ND	ug/L	25.0	1		12/20/11 14:14	108-10-1	
Methyl-tert-butyl ether	ND	ug/L	4.0	1		12/20/11 14:14	1634-04-4	
Styrene	ND	ug/L	5.0	1		12/20/11 14:14	100-42-5	
1,1,2,2-Tetrachloroethane	ND	ug/L	5.0	1		12/20/11 14:14	79-34-5	
Tetrachloroethene	ND	ug/L	5.0	1		12/20/11 14:14	127-18-4	
Toluene	ND	ug/L	5.0	1		12/20/11 14:14	108-88-3	
1,2,3-Trichlorobenzene	ND	ug/L	5.0	1		12/20/11 14:14	87-61-6	
1,2,4-Trichlorobenzene	ND	ug/L	5.0	1		12/20/11 14:14	120-82-1	
1,1,1-Trichloroethane	ND	ug/L	5.0	1		12/20/11 14:14	71-55-6	
1,1,2-Trichloroethane	ND	ug/L	5.0	1		12/20/11 14:14	79-00-5	
Trichloroethene	ND	ug/L	5.0	1		12/20/11 14:14	79-01-6	

Date: 12/22/2011 11:55 AM

REPORT OF LABORATORY ANALYSIS

Page 26 of 50

This report shall not be reproduced, except in full,
without the written consent of Pace Analytical Services, Inc..

ANALYTICAL RESULTS

Project: West Vermont Street

Pace Project No.: 5055747

Sample: WVS-MMW12S-120911-GW **Lab ID: 5055747012** Collected: 12/09/11 11:24 Received: 12/09/11 16:07 Matrix: Water

Parameters	Results	Units	Report Limit	DF	Prepared	Analyzed	CAS No.	Qual
8260 MSV		Analytical Method: EPA 8260						
Trichlorofluoromethane	ND	ug/L	5.0	1		12/20/11 14:14	75-69-4	
1,1,2-Trichlorotrifluoroethane	ND	ug/L	5.0	1		12/20/11 14:14	76-13-1	
Vinyl chloride	114	ug/L	2.0	1		12/20/11 14:14	75-01-4	
m&p-Xylene	ND	ug/L	5.0	1		12/20/11 14:14	179601-23-1	
o-Xylene	ND	ug/L	5.0	1		12/20/11 14:14	95-47-6	
Surrogates								
Dibromofluoromethane (S)	101	%.	83-123	1		12/20/11 14:14	1868-53-7	
4-Bromofluorobenzene (S)	102	%.	72-125	1		12/20/11 14:14	460-00-4	
Toluene-d8 (S)	94	%.	81-114	1		12/20/11 14:14	2037-26-5	

ANALYTICAL RESULTS

Project: West Vermont Street

Pace Project No.: 5055747

Sample: WVS-MMW9S-120911-GW	Lab ID: 5055747013	Collected: 12/09/11 11:45	Received: 12/09/11 16:07	Matrix: Water				
Parameters	Results	Units	Report Limit	DF	Prepared	Analyzed	CAS No.	Qual
8260 MSV		Analytical Method: EPA 8260						
Acetone	ND	ug/L	100	1		12/20/11 14:52	67-64-1	
Benzene	ND	ug/L	5.0	1		12/20/11 14:52	71-43-2	
Bromochloromethane	ND	ug/L	5.0	1		12/20/11 14:52	74-97-5	
Bromodichloromethane	ND	ug/L	5.0	1		12/20/11 14:52	75-27-4	
Bromoform	ND	ug/L	5.0	1		12/20/11 14:52	75-25-2	
Bromomethane	ND	ug/L	5.0	1		12/20/11 14:52	74-83-9	
2-Butanone (MEK)	ND	ug/L	25.0	1		12/20/11 14:52	78-93-3	
Carbon disulfide	ND	ug/L	10.0	1		12/20/11 14:52	75-15-0	
Carbon tetrachloride	ND	ug/L	5.0	1		12/20/11 14:52	56-23-5	
Chlorobenzene	ND	ug/L	5.0	1		12/20/11 14:52	108-90-7	
Chloroethane	ND	ug/L	5.0	1		12/20/11 14:52	75-00-3	
Chloroform	ND	ug/L	5.0	1		12/20/11 14:52	67-66-3	
Chloromethane	ND	ug/L	5.0	1		12/20/11 14:52	74-87-3	
Cyclohexane	ND	ug/L	100	1		12/20/11 14:52	110-82-7	N2
1,2-Dibromo-3-chloropropane	ND	ug/L	10.0	1		12/20/11 14:52	96-12-8	
Dibromochloromethane	ND	ug/L	5.0	1		12/20/11 14:52	124-48-1	
1,2-Dibromoethane (EDB)	ND	ug/L	5.0	1		12/20/11 14:52	106-93-4	
1,2-Dichlorobenzene	ND	ug/L	5.0	1		12/20/11 14:52	95-50-1	
1,3-Dichlorobenzene	ND	ug/L	5.0	1		12/20/11 14:52	541-73-1	
1,4-Dichlorobenzene	ND	ug/L	5.0	1		12/20/11 14:52	106-46-7	
Dichlorodifluoromethane	ND	ug/L	5.0	1		12/20/11 14:52	75-71-8	
1,1-Dichloroethane	ND	ug/L	5.0	1		12/20/11 14:52	75-34-3	
1,2-Dichloroethane	ND	ug/L	5.0	1		12/20/11 14:52	107-06-2	
1,1-Dichloroethene	ND	ug/L	5.0	1		12/20/11 14:52	75-35-4	
cis-1,2-Dichloroethene	2460	ug/L	50.0	10		12/22/11 00:48	156-59-2	
trans-1,2-Dichloroethene	67.2	ug/L	5.0	1		12/20/11 14:52	156-60-5	
1,2-Dichloropropane	ND	ug/L	5.0	1		12/20/11 14:52	78-87-5	
cis-1,3-Dichloropropene	ND	ug/L	5.0	1		12/20/11 14:52	10061-01-5	
trans-1,3-Dichloropropene	ND	ug/L	5.0	1		12/20/11 14:52	10061-02-6	
1,4-Dioxane (p-Dioxane)	ND	ug/L	100	1		12/20/11 14:52	123-91-1	N2
Ethylbenzene	ND	ug/L	5.0	1		12/20/11 14:52	100-41-4	
2-Hexanone	ND	ug/L	25.0	1		12/20/11 14:52	591-78-6	
Isopropylbenzene (Cumene)	ND	ug/L	5.0	1		12/20/11 14:52	98-82-8	
Methyl acetate	ND	ug/L	50.0	1		12/20/11 14:52	79-20-9	N2
Methylcyclohexane	ND	ug/L	50.0	1		12/20/11 14:52	108-87-2	N2
Methylene Chloride	ND	ug/L	5.0	1		12/20/11 14:52	75-09-2	
4-Methyl-2-pentanone (MIBK)	ND	ug/L	25.0	1		12/20/11 14:52	108-10-1	
Methyl-tert-butyl ether	ND	ug/L	4.0	1		12/20/11 14:52	1634-04-4	
Styrene	ND	ug/L	5.0	1		12/20/11 14:52	100-42-5	
1,1,2,2-Tetrachloroethane	ND	ug/L	5.0	1		12/20/11 14:52	79-34-5	
Tetrachloroethene	5.7	ug/L	5.0	1		12/20/11 14:52	127-18-4	
Toluene	ND	ug/L	5.0	1		12/20/11 14:52	108-88-3	
1,2,3-Trichlorobenzene	ND	ug/L	5.0	1		12/20/11 14:52	87-61-6	
1,2,4-Trichlorobenzene	ND	ug/L	5.0	1		12/20/11 14:52	120-82-1	
1,1,1-Trichloroethane	ND	ug/L	5.0	1		12/20/11 14:52	71-55-6	
1,1,2-Trichloroethane	ND	ug/L	5.0	1		12/20/11 14:52	79-00-5	
Trichloroethene	5.7	ug/L	5.0	1		12/20/11 14:52	79-01-6	

Date: 12/22/2011 11:55 AM

REPORT OF LABORATORY ANALYSIS

Page 28 of 50

This report shall not be reproduced, except in full,
without the written consent of Pace Analytical Services, Inc..

ANALYTICAL RESULTS

Project: West Vermont Street

Pace Project No.: 5055747

Sample: WVS-MMW9S-120911-GW		Lab ID: 5055747013		Collected: 12/09/11 11:45	Received: 12/09/11 16:07	Matrix: Water		
Parameters	Results	Units	Report Limit	DF	Prepared	Analyzed	CAS No.	Qual
8260 MSV		Analytical Method: EPA 8260						
Trichlorofluoromethane	ND	ug/L	5.0	1		12/20/11 14:52	75-69-4	
1,1,2-Trichlorotrifluoroethane	ND	ug/L	5.0	1		12/20/11 14:52	76-13-1	
Vinyl chloride	784	ug/L	20.0	10		12/22/11 00:48	75-01-4	
m&p-Xylene	ND	ug/L	5.0	1		12/20/11 14:52	179601-23-1	
o-Xylene	ND	ug/L	5.0	1		12/20/11 14:52	95-47-6	
Surrogates								
Dibromofluoromethane (S)	101 %.		83-123	1		12/20/11 14:52	1868-53-7	
4-Bromofluorobenzene (S)	103 %.		72-125	1		12/20/11 14:52	460-00-4	
Toluene-d8 (S)	95 %.		81-114	1		12/20/11 14:52	2037-26-5	

ANALYTICAL RESULTS

Project: West Vermont Street

Pace Project No.: 5055747

Sample: WVS-MMW5D-120911-GW		Lab ID: 5055747014	Collected: 12/09/11 11:47	Received: 12/09/11 16:07	Matrix: Water			
Parameters	Results	Units	Report Limit	DF	Prepared	Analyzed	CAS No.	Qual
8260 MSV		Analytical Method: EPA 8260						
Acetone	ND	ug/L	100	1		12/20/11 15:29	67-64-1	
Benzene	ND	ug/L	5.0	1		12/20/11 15:29	71-43-2	
Bromochloromethane	ND	ug/L	5.0	1		12/20/11 15:29	74-97-5	
Bromodichloromethane	ND	ug/L	5.0	1		12/20/11 15:29	75-27-4	
Bromoform	ND	ug/L	5.0	1		12/20/11 15:29	75-25-2	
Bromomethane	ND	ug/L	5.0	1		12/20/11 15:29	74-83-9	
2-Butanone (MEK)	ND	ug/L	25.0	1		12/20/11 15:29	78-93-3	
Carbon disulfide	ND	ug/L	10.0	1		12/20/11 15:29	75-15-0	
Carbon tetrachloride	ND	ug/L	5.0	1		12/20/11 15:29	56-23-5	
Chlorobenzene	ND	ug/L	5.0	1		12/20/11 15:29	108-90-7	
Chloroethane	ND	ug/L	5.0	1		12/20/11 15:29	75-00-3	
Chloroform	ND	ug/L	5.0	1		12/20/11 15:29	67-66-3	
Chloromethane	ND	ug/L	5.0	1		12/20/11 15:29	74-87-3	
Cyclohexane	ND	ug/L	100	1		12/20/11 15:29	110-82-7	N2
1,2-Dibromo-3-chloropropane	ND	ug/L	10.0	1		12/20/11 15:29	96-12-8	
Dibromochloromethane	ND	ug/L	5.0	1		12/20/11 15:29	124-48-1	
1,2-Dibromoethane (EDB)	ND	ug/L	5.0	1		12/20/11 15:29	106-93-4	
1,2-Dichlorobenzene	ND	ug/L	5.0	1		12/20/11 15:29	95-50-1	
1,3-Dichlorobenzene	ND	ug/L	5.0	1		12/20/11 15:29	541-73-1	
1,4-Dichlorobenzene	ND	ug/L	5.0	1		12/20/11 15:29	106-46-7	
Dichlorodifluoromethane	ND	ug/L	5.0	1		12/20/11 15:29	75-71-8	
1,1-Dichloroethane	ND	ug/L	5.0	1		12/20/11 15:29	75-34-3	
1,2-Dichloroethane	ND	ug/L	5.0	1		12/20/11 15:29	107-06-2	
1,1-Dichloroethene	ND	ug/L	5.0	1		12/20/11 15:29	75-35-4	
cis-1,2-Dichloroethene	232	ug/L	5.0	1		12/20/11 15:29	156-59-2	
trans-1,2-Dichloroethene	ND	ug/L	5.0	1		12/20/11 15:29	156-60-5	
1,2-Dichloropropane	ND	ug/L	5.0	1		12/20/11 15:29	78-87-5	
cis-1,3-Dichloropropene	ND	ug/L	5.0	1		12/20/11 15:29	10061-01-5	
trans-1,3-Dichloropropene	ND	ug/L	5.0	1		12/20/11 15:29	10061-02-6	
1,4-Dioxane (p-Dioxane)	ND	ug/L	100	1		12/20/11 15:29	123-91-1	N2
Ethylbenzene	ND	ug/L	5.0	1		12/20/11 15:29	100-41-4	
2-Hexanone	ND	ug/L	25.0	1		12/20/11 15:29	591-78-6	
Isopropylbenzene (Cumene)	ND	ug/L	5.0	1		12/20/11 15:29	98-82-8	
Methyl acetate	ND	ug/L	50.0	1		12/20/11 15:29	79-20-9	N2
Methylcyclohexane	ND	ug/L	50.0	1		12/20/11 15:29	108-87-2	N2
Methylene Chloride	ND	ug/L	5.0	1		12/20/11 15:29	75-09-2	
4-Methyl-2-pentanone (MIBK)	ND	ug/L	25.0	1		12/20/11 15:29	108-10-1	
Methyl-tert-butyl ether	ND	ug/L	4.0	1		12/20/11 15:29	1634-04-4	
Styrene	ND	ug/L	5.0	1		12/20/11 15:29	100-42-5	
1,1,2,2-Tetrachloroethane	ND	ug/L	5.0	1		12/20/11 15:29	79-34-5	
Tetrachloroethene	ND	ug/L	5.0	1		12/20/11 15:29	127-18-4	
Toluene	ND	ug/L	5.0	1		12/20/11 15:29	108-88-3	
1,2,3-Trichlorobenzene	ND	ug/L	5.0	1		12/20/11 15:29	87-61-6	
1,2,4-Trichlorobenzene	ND	ug/L	5.0	1		12/20/11 15:29	120-82-1	
1,1,1-Trichloroethane	ND	ug/L	5.0	1		12/20/11 15:29	71-55-6	
1,1,2-Trichloroethane	ND	ug/L	5.0	1		12/20/11 15:29	79-00-5	
Trichloroethene	ND	ug/L	5.0	1		12/20/11 15:29	79-01-6	

Date: 12/22/2011 11:55 AM

REPORT OF LABORATORY ANALYSIS

Page 30 of 50

This report shall not be reproduced, except in full,
without the written consent of Pace Analytical Services, Inc..

ANALYTICAL RESULTS

Project: West Vermont Street

Pace Project No.: 5055747

Sample: WVS-MMW5D-120911-GW		Lab ID: 5055747014		Collected: 12/09/11 11:47		Received: 12/09/11 16:07		Matrix: Water	
Parameters	Results	Units	Report Limit	DF	Prepared	Analyzed	CAS No.	Qual	
8260 MSV		Analytical Method: EPA 8260							
Trichlorofluoromethane	ND	ug/L	5.0	1		12/20/11 15:29	75-69-4		
1,1,2-Trichlorotrifluoroethane	ND	ug/L	5.0	1		12/20/11 15:29	76-13-1		
Vinyl chloride	94.1	ug/L	2.0	1		12/20/11 15:29	75-01-4		
m&p-Xylene	ND	ug/L	5.0	1		12/20/11 15:29	179601-23-1		
o-Xylene	ND	ug/L	5.0	1		12/20/11 15:29	95-47-6		
Surrogates									
Dibromofluoromethane (S)	100	%.	83-123	1		12/20/11 15:29	1868-53-7		
4-Bromofluorobenzene (S)	102	%.	72-125	1		12/20/11 15:29	460-00-4		
Toluene-d8 (S)	94	%.	81-114	1		12/20/11 15:29	2037-26-5		

ANALYTICAL RESULTS

Project: West Vermont Street

Pace Project No.: 5055747

Sample: **WVS-MMW13D-120911-GW** Lab ID: **5055747015** Collected: 12/09/11 13:23 Received: 12/09/11 16:07 Matrix: Water

Parameters	Results	Units	Report Limit	DF	Prepared	Analyzed	CAS No.	Qual
8260 MSV		Analytical Method: EPA 8260						
Acetone	ND	ug/L	100	1		12/20/11 16:07	67-64-1	
Benzene	ND	ug/L	5.0	1		12/20/11 16:07	71-43-2	
Bromochloromethane	ND	ug/L	5.0	1		12/20/11 16:07	74-97-5	
Bromodichloromethane	ND	ug/L	5.0	1		12/20/11 16:07	75-27-4	
Bromoform	ND	ug/L	5.0	1		12/20/11 16:07	75-25-2	
Bromomethane	ND	ug/L	5.0	1		12/20/11 16:07	74-83-9	
2-Butanone (MEK)	ND	ug/L	25.0	1		12/20/11 16:07	78-93-3	
Carbon disulfide	ND	ug/L	10.0	1		12/20/11 16:07	75-15-0	
Carbon tetrachloride	ND	ug/L	5.0	1		12/20/11 16:07	56-23-5	
Chlorobenzene	ND	ug/L	5.0	1		12/20/11 16:07	108-90-7	
Chloroethane	ND	ug/L	5.0	1		12/20/11 16:07	75-00-3	
Chloroform	ND	ug/L	5.0	1		12/20/11 16:07	67-66-3	
Chloromethane	ND	ug/L	5.0	1		12/20/11 16:07	74-87-3	
Cyclohexane	ND	ug/L	100	1		12/20/11 16:07	110-82-7	N2
1,2-Dibromo-3-chloropropane	ND	ug/L	10.0	1		12/20/11 16:07	96-12-8	
Dibromochloromethane	ND	ug/L	5.0	1		12/20/11 16:07	124-48-1	
1,2-Dibromoethane (EDB)	ND	ug/L	5.0	1		12/20/11 16:07	106-93-4	
1,2-Dichlorobenzene	ND	ug/L	5.0	1		12/20/11 16:07	95-50-1	
1,3-Dichlorobenzene	ND	ug/L	5.0	1		12/20/11 16:07	541-73-1	
1,4-Dichlorobenzene	ND	ug/L	5.0	1		12/20/11 16:07	106-46-7	
Dichlorodifluoromethane	ND	ug/L	5.0	1		12/20/11 16:07	75-71-8	
1,1-Dichloroethane	ND	ug/L	5.0	1		12/20/11 16:07	75-34-3	
1,2-Dichloroethane	ND	ug/L	5.0	1		12/20/11 16:07	107-06-2	
1,1-Dichloroethene	ND	ug/L	5.0	1		12/20/11 16:07	75-35-4	
cis-1,2-Dichloroethene	923	ug/L	50.0	10		12/22/11 01:26	156-59-2	
trans-1,2-Dichloroethene	ND	ug/L	5.0	1		12/20/11 16:07	156-60-5	
1,2-Dichloropropane	ND	ug/L	5.0	1		12/20/11 16:07	78-87-5	
cis-1,3-Dichloropropene	ND	ug/L	5.0	1		12/20/11 16:07	10061-01-5	
trans-1,3-Dichloropropene	ND	ug/L	5.0	1		12/20/11 16:07	10061-02-6	
1,4-Dioxane (p-Dioxane)	ND	ug/L	100	1		12/20/11 16:07	123-91-1	N2
Ethylbenzene	ND	ug/L	5.0	1		12/20/11 16:07	100-41-4	
2-Hexanone	ND	ug/L	25.0	1		12/20/11 16:07	591-78-6	
Isopropylbenzene (Cumene)	ND	ug/L	5.0	1		12/20/11 16:07	98-82-8	
Methyl acetate	ND	ug/L	50.0	1		12/20/11 16:07	79-20-9	N2
Methylcyclohexane	ND	ug/L	50.0	1		12/20/11 16:07	108-87-2	N2
Methylene Chloride	ND	ug/L	5.0	1		12/20/11 16:07	75-09-2	
4-Methyl-2-pentanone (MIBK)	ND	ug/L	25.0	1		12/20/11 16:07	108-10-1	
Methyl-tert-butyl ether	ND	ug/L	4.0	1		12/20/11 16:07	1634-04-4	
Styrene	ND	ug/L	5.0	1		12/20/11 16:07	100-42-5	
1,1,2,2-Tetrachloroethane	ND	ug/L	5.0	1		12/20/11 16:07	79-34-5	
Tetrachloroethene	ND	ug/L	5.0	1		12/20/11 16:07	127-18-4	
Toluene	ND	ug/L	5.0	1		12/20/11 16:07	108-88-3	
1,2,3-Trichlorobenzene	ND	ug/L	5.0	1		12/20/11 16:07	87-61-6	
1,2,4-Trichlorobenzene	ND	ug/L	5.0	1		12/20/11 16:07	120-82-1	
1,1,1-Trichloroethane	ND	ug/L	5.0	1		12/20/11 16:07	71-55-6	
1,1,2-Trichloroethane	ND	ug/L	5.0	1		12/20/11 16:07	79-00-5	
Trichloroethene	ND	ug/L	5.0	1		12/20/11 16:07	79-01-6	

Date: 12/22/2011 11:55 AM

REPORT OF LABORATORY ANALYSIS

Page 32 of 50

This report shall not be reproduced, except in full,
without the written consent of Pace Analytical Services, Inc..

ANALYTICAL RESULTS

Project: West Vermont Street

Pace Project No.: 5055747

Sample: WVS-MMW13D-120911-GW **Lab ID: 5055747015** Collected: 12/09/11 13:23 Received: 12/09/11 16:07 Matrix: Water

Parameters	Results	Units	Report Limit	DF	Prepared	Analyzed	CAS No.	Qual
8260 MSV		Analytical Method: EPA 8260						
Trichlorofluoromethane	ND	ug/L	5.0	1		12/20/11 16:07	75-69-4	
1,1,2-Trichlorotrifluoroethane	ND	ug/L	5.0	1		12/20/11 16:07	76-13-1	
Vinyl chloride	182	ug/L	2.0	1		12/20/11 16:07	75-01-4	
m&p-Xylene	ND	ug/L	5.0	1		12/20/11 16:07	179601-23-1	
o-Xylene	ND	ug/L	5.0	1		12/20/11 16:07	95-47-6	
Surrogates								
Dibromofluoromethane (S)	100 %.		83-123	1		12/20/11 16:07	1868-53-7	
4-Bromofluorobenzene (S)	103 %.		72-125	1		12/20/11 16:07	460-00-4	
Toluene-d8 (S)	95 %.		81-114	1		12/20/11 16:07	2037-26-5	

ANALYTICAL RESULTS

Project: West Vermont Street

Pace Project No.: 5055747

Sample: **WVS-MMW4D-120911-GW** Lab ID: **5055747017** Collected: 12/09/11 14:28 Received: 12/09/11 16:07 Matrix: Water

Parameters	Results	Units	Report Limit	DF	Prepared	Analyzed	CAS No.	Qual
8260 MSV		Analytical Method: EPA 8260						
Acetone	ND	ug/L	100	1		12/20/11 18:36	67-64-1	
Benzene	ND	ug/L	5.0	1		12/20/11 18:36	71-43-2	
Bromochloromethane	ND	ug/L	5.0	1		12/20/11 18:36	74-97-5	
Bromodichloromethane	ND	ug/L	5.0	1		12/20/11 18:36	75-27-4	
Bromoform	ND	ug/L	5.0	1		12/20/11 18:36	75-25-2	
Bromomethane	ND	ug/L	5.0	1		12/20/11 18:36	74-83-9	
2-Butanone (MEK)	ND	ug/L	25.0	1		12/20/11 18:36	78-93-3	
Carbon disulfide	ND	ug/L	10.0	1		12/20/11 18:36	75-15-0	
Carbon tetrachloride	ND	ug/L	5.0	1		12/20/11 18:36	56-23-5	
Chlorobenzene	ND	ug/L	5.0	1		12/20/11 18:36	108-90-7	
Chloroethane	ND	ug/L	5.0	1		12/20/11 18:36	75-00-3	
Chloroform	ND	ug/L	5.0	1		12/20/11 18:36	67-66-3	
Chloromethane	ND	ug/L	5.0	1		12/20/11 18:36	74-87-3	
Cyclohexane	ND	ug/L	100	1		12/20/11 18:36	110-82-7	N2
1,2-Dibromo-3-chloropropane	ND	ug/L	10.0	1		12/20/11 18:36	96-12-8	
Dibromochloromethane	ND	ug/L	5.0	1		12/20/11 18:36	124-48-1	
1,2-Dibromoethane (EDB)	ND	ug/L	5.0	1		12/20/11 18:36	106-93-4	
1,2-Dichlorobenzene	ND	ug/L	5.0	1		12/20/11 18:36	95-50-1	
1,3-Dichlorobenzene	ND	ug/L	5.0	1		12/20/11 18:36	541-73-1	
1,4-Dichlorobenzene	ND	ug/L	5.0	1		12/20/11 18:36	106-46-7	
Dichlorodifluoromethane	ND	ug/L	5.0	1		12/20/11 18:36	75-71-8	
1,1-Dichloroethane	ND	ug/L	5.0	1		12/20/11 18:36	75-34-3	
1,2-Dichloroethane	ND	ug/L	5.0	1		12/20/11 18:36	107-06-2	
1,1-Dichloroethene	ND	ug/L	5.0	1		12/20/11 18:36	75-35-4	
cis-1,2-Dichloroethene	760	ug/L	50.0	10		12/22/11 02:03	156-59-2	
trans-1,2-Dichloroethene	ND	ug/L	5.0	1		12/20/11 18:36	156-60-5	
1,2-Dichloropropane	ND	ug/L	5.0	1		12/20/11 18:36	78-87-5	
cis-1,3-Dichloropropene	ND	ug/L	5.0	1		12/20/11 18:36	10061-01-5	
trans-1,3-Dichloropropene	ND	ug/L	5.0	1		12/20/11 18:36	10061-02-6	
1,4-Dioxane (p-Dioxane)	ND	ug/L	100	1		12/20/11 18:36	123-91-1	N2
Ethylbenzene	ND	ug/L	5.0	1		12/20/11 18:36	100-41-4	
2-Hexanone	ND	ug/L	25.0	1		12/20/11 18:36	591-78-6	
Isopropylbenzene (Cumene)	ND	ug/L	5.0	1		12/20/11 18:36	98-82-8	
Methyl acetate	ND	ug/L	50.0	1		12/20/11 18:36	79-20-9	N2
Methylcyclohexane	ND	ug/L	50.0	1		12/20/11 18:36	108-87-2	N2
Methylene Chloride	ND	ug/L	5.0	1		12/20/11 18:36	75-09-2	
4-Methyl-2-pentanone (MIBK)	ND	ug/L	25.0	1		12/20/11 18:36	108-10-1	
Methyl-tert-butyl ether	ND	ug/L	4.0	1		12/20/11 18:36	1634-04-4	
Styrene	ND	ug/L	5.0	1		12/20/11 18:36	100-42-5	
1,1,2,2-Tetrachloroethane	ND	ug/L	5.0	1		12/20/11 18:36	79-34-5	
Tetrachloroethene	ND	ug/L	5.0	1		12/20/11 18:36	127-18-4	
Toluene	ND	ug/L	5.0	1		12/20/11 18:36	108-88-3	
1,2,3-Trichlorobenzene	ND	ug/L	5.0	1		12/20/11 18:36	87-61-6	
1,2,4-Trichlorobenzene	ND	ug/L	5.0	1		12/20/11 18:36	120-82-1	
1,1,1-Trichloroethane	ND	ug/L	5.0	1		12/20/11 18:36	71-55-6	
1,1,2-Trichloroethane	ND	ug/L	5.0	1		12/20/11 18:36	79-00-5	
Trichloroethene	ND	ug/L	5.0	1		12/20/11 18:36	79-01-6	

Date: 12/22/2011 11:55 AM

REPORT OF LABORATORY ANALYSIS

Page 34 of 50

This report shall not be reproduced, except in full,
without the written consent of Pace Analytical Services, Inc..

ANALYTICAL RESULTS

Project: West Vermont Street

Pace Project No.: 5055747

Sample: WVS-MMW4D-120911-GW		Lab ID: 5055747017		Collected: 12/09/11 14:28	Received: 12/09/11 16:07	Matrix: Water		
Parameters	Results	Units	Report Limit	DF	Prepared	Analyzed	CAS No.	Qual
8260 MSV		Analytical Method: EPA 8260						
Trichlorofluoromethane	ND	ug/L	5.0	1		12/20/11 18:36	75-69-4	
1,1,2-Trichlorotrifluoroethane	ND	ug/L	5.0	1		12/20/11 18:36	76-13-1	
Vinyl chloride	206	ug/L	2.0	1		12/20/11 18:36	75-01-4	
m&p-Xylene	ND	ug/L	5.0	1		12/20/11 18:36	179601-23-1	
o-Xylene	ND	ug/L	5.0	1		12/20/11 18:36	95-47-6	
Surrogates								
Dibromofluoromethane (S)	102 %.		83-123	1		12/20/11 18:36	1868-53-7	
4-Bromofluorobenzene (S)	103 %.		72-125	1		12/20/11 18:36	460-00-4	
Toluene-d8 (S)	93 %.		81-114	1		12/20/11 18:36	2037-26-5	

ANALYTICAL RESULTS

Project: West Vermont Street

Pace Project No.: 5055747

Sample: **WVS-MMW11S-120911-GW** Lab ID: **5055747018** Collected: 12/09/11 14:35 Received: 12/09/11 16:07 Matrix: Water

Parameters	Results	Units	Report Limit	DF	Prepared	Analyzed	CAS No.	Qual
8260 MSV		Analytical Method: EPA 8260						
Acetone	ND	ug/L	100	1		12/20/11 19:14	67-64-1	
Benzene	ND	ug/L	5.0	1		12/20/11 19:14	71-43-2	
Bromochloromethane	ND	ug/L	5.0	1		12/20/11 19:14	74-97-5	
Bromodichloromethane	ND	ug/L	5.0	1		12/20/11 19:14	75-27-4	
Bromoform	ND	ug/L	5.0	1		12/20/11 19:14	75-25-2	
Bromomethane	ND	ug/L	5.0	1		12/20/11 19:14	74-83-9	
2-Butanone (MEK)	ND	ug/L	25.0	1		12/20/11 19:14	78-93-3	
Carbon disulfide	ND	ug/L	10.0	1		12/20/11 19:14	75-15-0	
Carbon tetrachloride	ND	ug/L	5.0	1		12/20/11 19:14	56-23-5	
Chlorobenzene	ND	ug/L	5.0	1		12/20/11 19:14	108-90-7	
Chloroethane	ND	ug/L	5.0	1		12/20/11 19:14	75-00-3	
Chloroform	ND	ug/L	5.0	1		12/20/11 19:14	67-66-3	
Chloromethane	ND	ug/L	5.0	1		12/20/11 19:14	74-87-3	
Cyclohexane	ND	ug/L	100	1		12/20/11 19:14	110-82-7	N2
1,2-Dibromo-3-chloropropane	ND	ug/L	10.0	1		12/20/11 19:14	96-12-8	
Dibromochloromethane	ND	ug/L	5.0	1		12/20/11 19:14	124-48-1	
1,2-Dibromoethane (EDB)	ND	ug/L	5.0	1		12/20/11 19:14	106-93-4	
1,2-Dichlorobenzene	ND	ug/L	5.0	1		12/20/11 19:14	95-50-1	
1,3-Dichlorobenzene	ND	ug/L	5.0	1		12/20/11 19:14	541-73-1	
1,4-Dichlorobenzene	ND	ug/L	5.0	1		12/20/11 19:14	106-46-7	
Dichlorodifluoromethane	ND	ug/L	5.0	1		12/20/11 19:14	75-71-8	
1,1-Dichloroethane	ND	ug/L	5.0	1		12/20/11 19:14	75-34-3	
1,2-Dichloroethane	ND	ug/L	5.0	1		12/20/11 19:14	107-06-2	
1,1-Dichloroethene	ND	ug/L	5.0	1		12/20/11 19:14	75-35-4	
cis-1,2-Dichloroethene	693	ug/L	50.0	10		12/22/11 02:41	156-59-2	
trans-1,2-Dichloroethene	24.9	ug/L	5.0	1		12/20/11 19:14	156-60-5	
1,2-Dichloropropane	ND	ug/L	5.0	1		12/20/11 19:14	78-87-5	
cis-1,3-Dichloropropene	ND	ug/L	5.0	1		12/20/11 19:14	10061-01-5	
trans-1,3-Dichloropropene	ND	ug/L	5.0	1		12/20/11 19:14	10061-02-6	
1,4-Dioxane (p-Dioxane)	ND	ug/L	100	1		12/20/11 19:14	123-91-1	N2
Ethylbenzene	ND	ug/L	5.0	1		12/20/11 19:14	100-41-4	
2-Hexanone	ND	ug/L	25.0	1		12/20/11 19:14	591-78-6	
Isopropylbenzene (Cumene)	ND	ug/L	5.0	1		12/20/11 19:14	98-82-8	
Methyl acetate	ND	ug/L	50.0	1		12/20/11 19:14	79-20-9	N2
Methylcyclohexane	ND	ug/L	50.0	1		12/20/11 19:14	108-87-2	N2
Methylene Chloride	ND	ug/L	5.0	1		12/20/11 19:14	75-09-2	
4-Methyl-2-pentanone (MIBK)	ND	ug/L	25.0	1		12/20/11 19:14	108-10-1	
Methyl-tert-butyl ether	ND	ug/L	4.0	1		12/20/11 19:14	1634-04-4	
Styrene	ND	ug/L	5.0	1		12/20/11 19:14	100-42-5	
1,1,2,2-Tetrachloroethane	ND	ug/L	5.0	1		12/20/11 19:14	79-34-5	
Tetrachloroethene	ND	ug/L	5.0	1		12/20/11 19:14	127-18-4	
Toluene	ND	ug/L	5.0	1		12/20/11 19:14	108-88-3	
1,2,3-Trichlorobenzene	ND	ug/L	5.0	1		12/20/11 19:14	87-61-6	
1,2,4-Trichlorobenzene	ND	ug/L	5.0	1		12/20/11 19:14	120-82-1	
1,1,1-Trichloroethane	ND	ug/L	5.0	1		12/20/11 19:14	71-55-6	
1,1,2-Trichloroethane	ND	ug/L	5.0	1		12/20/11 19:14	79-00-5	
Trichloroethene	ND	ug/L	5.0	1		12/20/11 19:14	79-01-6	

Date: 12/22/2011 11:55 AM

REPORT OF LABORATORY ANALYSIS

Page 36 of 50

This report shall not be reproduced, except in full,
without the written consent of Pace Analytical Services, Inc..

ANALYTICAL RESULTS

Project: West Vermont Street

Pace Project No.: 5055747

Sample: WVS-MMW11S-120911-GW **Lab ID: 5055747018** Collected: 12/09/11 14:35 Received: 12/09/11 16:07 Matrix: Water

Parameters	Results	Units	Report Limit	DF	Prepared	Analyzed	CAS No.	Qual
8260 MSV		Analytical Method: EPA 8260						
Trichlorofluoromethane	ND	ug/L	5.0	1		12/20/11 19:14	75-69-4	
1,1,2-Trichlorotrifluoroethane	ND	ug/L	5.0	1		12/20/11 19:14	76-13-1	
Vinyl chloride	10.8	ug/L	2.0	1		12/20/11 19:14	75-01-4	
m&p-Xylene	ND	ug/L	5.0	1		12/20/11 19:14	179601-23-1	
o-Xylene	ND	ug/L	5.0	1		12/20/11 19:14	95-47-6	
Surrogates								
Dibromofluoromethane (S)	101 %.		83-123	1		12/20/11 19:14	1868-53-7	
4-Bromofluorobenzene (S)	102 %.		72-125	1		12/20/11 19:14	460-00-4	
Toluene-d8 (S)	93 %.		81-114	1		12/20/11 19:14	2037-26-5	

ANALYTICAL RESULTS

Project: West Vermont Street

Pace Project No.: 5055747

Sample: **WVS-MMW8S-120911-GW** Lab ID: **5055747019** Collected: 12/09/11 14:43 Received: 12/09/11 16:07 Matrix: Water

Parameters	Results	Units	Report Limit	DF	Prepared	Analyzed	CAS No.	Qual
8260 MSV		Analytical Method: EPA 8260						
Acetone	ND	ug/L	100	1		12/20/11 19:51	67-64-1	
Benzene	ND	ug/L	5.0	1		12/20/11 19:51	71-43-2	
Bromochloromethane	ND	ug/L	5.0	1		12/20/11 19:51	74-97-5	
Bromodichloromethane	ND	ug/L	5.0	1		12/20/11 19:51	75-27-4	
Bromoform	ND	ug/L	5.0	1		12/20/11 19:51	75-25-2	
Bromomethane	ND	ug/L	5.0	1		12/20/11 19:51	74-83-9	
2-Butanone (MEK)	ND	ug/L	25.0	1		12/20/11 19:51	78-93-3	
Carbon disulfide	ND	ug/L	10.0	1		12/20/11 19:51	75-15-0	
Carbon tetrachloride	ND	ug/L	5.0	1		12/20/11 19:51	56-23-5	
Chlorobenzene	ND	ug/L	5.0	1		12/20/11 19:51	108-90-7	
Chloroethane	ND	ug/L	5.0	1		12/20/11 19:51	75-00-3	
Chloroform	ND	ug/L	5.0	1		12/20/11 19:51	67-66-3	
Chloromethane	ND	ug/L	5.0	1		12/20/11 19:51	74-87-3	
Cyclohexane	ND	ug/L	100	1		12/20/11 19:51	110-82-7	N2
1,2-Dibromo-3-chloropropane	ND	ug/L	10.0	1		12/20/11 19:51	96-12-8	
Dibromochloromethane	ND	ug/L	5.0	1		12/20/11 19:51	124-48-1	
1,2-Dibromoethane (EDB)	ND	ug/L	5.0	1		12/20/11 19:51	106-93-4	
1,2-Dichlorobenzene	ND	ug/L	5.0	1		12/20/11 19:51	95-50-1	
1,3-Dichlorobenzene	ND	ug/L	5.0	1		12/20/11 19:51	541-73-1	
1,4-Dichlorobenzene	ND	ug/L	5.0	1		12/20/11 19:51	106-46-7	
Dichlorodifluoromethane	ND	ug/L	5.0	1		12/20/11 19:51	75-71-8	
1,1-Dichloroethane	ND	ug/L	5.0	1		12/20/11 19:51	75-34-3	
1,2-Dichloroethane	ND	ug/L	5.0	1		12/20/11 19:51	107-06-2	
1,1-Dichloroethene	ND	ug/L	5.0	1		12/20/11 19:51	75-35-4	
cis-1,2-Dichloroethene	8.1	ug/L	5.0	1		12/20/11 19:51	156-59-2	
trans-1,2-Dichloroethene	ND	ug/L	5.0	1		12/20/11 19:51	156-60-5	
1,2-Dichloropropane	ND	ug/L	5.0	1		12/20/11 19:51	78-87-5	
cis-1,3-Dichloropropene	ND	ug/L	5.0	1		12/20/11 19:51	10061-01-5	
trans-1,3-Dichloropropene	ND	ug/L	5.0	1		12/20/11 19:51	10061-02-6	
1,4-Dioxane (p-Dioxane)	ND	ug/L	100	1		12/20/11 19:51	123-91-1	N2
Ethylbenzene	ND	ug/L	5.0	1		12/20/11 19:51	100-41-4	
2-Hexanone	ND	ug/L	25.0	1		12/20/11 19:51	591-78-6	
Isopropylbenzene (Cumene)	ND	ug/L	5.0	1		12/20/11 19:51	98-82-8	
Methyl acetate	ND	ug/L	50.0	1		12/20/11 19:51	79-20-9	N2
Methylcyclohexane	ND	ug/L	50.0	1		12/20/11 19:51	108-87-2	N2
Methylene Chloride	ND	ug/L	5.0	1		12/20/11 19:51	75-09-2	
4-Methyl-2-pentanone (MIBK)	ND	ug/L	25.0	1		12/20/11 19:51	108-10-1	
Methyl-tert-butyl ether	ND	ug/L	4.0	1		12/20/11 19:51	1634-04-4	
Styrene	ND	ug/L	5.0	1		12/20/11 19:51	100-42-5	
1,1,2,2-Tetrachloroethane	ND	ug/L	5.0	1		12/20/11 19:51	79-34-5	
Tetrachloroethene	7.8	ug/L	5.0	1		12/20/11 19:51	127-18-4	
Toluene	ND	ug/L	5.0	1		12/20/11 19:51	108-88-3	
1,2,3-Trichlorobenzene	ND	ug/L	5.0	1		12/20/11 19:51	87-61-6	
1,2,4-Trichlorobenzene	ND	ug/L	5.0	1		12/20/11 19:51	120-82-1	
1,1,1-Trichloroethane	ND	ug/L	5.0	1		12/20/11 19:51	71-55-6	
1,1,2-Trichloroethane	ND	ug/L	5.0	1		12/20/11 19:51	79-00-5	
Trichloroethene	ND	ug/L	5.0	1		12/20/11 19:51	79-01-6	

Date: 12/22/2011 11:55 AM

REPORT OF LABORATORY ANALYSIS

Page 38 of 50

This report shall not be reproduced, except in full,
without the written consent of Pace Analytical Services, Inc..

ANALYTICAL RESULTS

Project: West Vermont Street

Pace Project No.: 5055747

Sample: WVS-MMW8S-120911-GW		Lab ID: 5055747019		Collected: 12/09/11 14:43	Received: 12/09/11 16:07	Matrix: Water		
Parameters	Results	Units	Report Limit	DF	Prepared	Analyzed	CAS No.	Qual
8260 MSV		Analytical Method: EPA 8260						
Trichlorofluoromethane	ND	ug/L	5.0	1		12/20/11 19:51	75-69-4	
1,1,2-Trichlorotrifluoroethane	ND	ug/L	5.0	1		12/20/11 19:51	76-13-1	
Vinyl chloride	206	ug/L	2.0	1		12/20/11 19:51	75-01-4	
m&p-Xylene	ND	ug/L	5.0	1		12/20/11 19:51	179601-23-1	
o-Xylene	ND	ug/L	5.0	1		12/20/11 19:51	95-47-6	
Surrogates								
Dibromofluoromethane (S)	102	%.	83-123	1		12/20/11 19:51	1868-53-7	
4-Bromofluorobenzene (S)	103	%.	72-125	1		12/20/11 19:51	460-00-4	
Toluene-d8 (S)	94	%.	81-114	1		12/20/11 19:51	2037-26-5	

ANALYTICAL RESULTS

Project: West Vermont Street

Pace Project No.: 5055747

Sample: TRIP BLANK 1	Lab ID: 5055747020	Collected: 12/09/11 08:00	Received: 12/09/11 16:07	Matrix: Water				
Parameters	Results	Units	Report Limit	DF	Prepared	Analyzed	CAS No.	Qual
8260 MSV		Analytical Method: EPA 8260						
Acetone	ND ug/L		100	1		12/20/11 20:29	67-64-1	
Benzene	ND ug/L		5.0	1		12/20/11 20:29	71-43-2	
Bromochloromethane	ND ug/L		5.0	1		12/20/11 20:29	74-97-5	
Bromodichloromethane	ND ug/L		5.0	1		12/20/11 20:29	75-27-4	
Bromoform	ND ug/L		5.0	1		12/20/11 20:29	75-25-2	
Bromomethane	ND ug/L		5.0	1		12/20/11 20:29	74-83-9	
2-Butanone (MEK)	ND ug/L		25.0	1		12/20/11 20:29	78-93-3	
Carbon disulfide	ND ug/L		10.0	1		12/20/11 20:29	75-15-0	
Carbon tetrachloride	ND ug/L		5.0	1		12/20/11 20:29	56-23-5	
Chlorobenzene	ND ug/L		5.0	1		12/20/11 20:29	108-90-7	
Chloroethane	ND ug/L		5.0	1		12/20/11 20:29	75-00-3	
Chloroform	ND ug/L		5.0	1		12/20/11 20:29	67-66-3	
Chloromethane	ND ug/L		5.0	1		12/20/11 20:29	74-87-3	
Cyclohexane	ND ug/L		100	1		12/20/11 20:29	110-82-7	N2
1,2-Dibromo-3-chloropropane	ND ug/L		10.0	1		12/20/11 20:29	96-12-8	
Dibromochloromethane	ND ug/L		5.0	1		12/20/11 20:29	124-48-1	
1,2-Dibromoethane (EDB)	ND ug/L		5.0	1		12/20/11 20:29	106-93-4	
1,2-Dichlorobenzene	ND ug/L		5.0	1		12/20/11 20:29	95-50-1	
1,3-Dichlorobenzene	ND ug/L		5.0	1		12/20/11 20:29	541-73-1	
1,4-Dichlorobenzene	ND ug/L		5.0	1		12/20/11 20:29	106-46-7	
Dichlorodifluoromethane	ND ug/L		5.0	1		12/20/11 20:29	75-71-8	
1,1-Dichloroethane	ND ug/L		5.0	1		12/20/11 20:29	75-34-3	
1,2-Dichloroethane	ND ug/L		5.0	1		12/20/11 20:29	107-06-2	
1,1-Dichloroethene	ND ug/L		5.0	1		12/20/11 20:29	75-35-4	
cis-1,2-Dichloroethene	ND ug/L		5.0	1		12/20/11 20:29	156-59-2	
trans-1,2-Dichloroethene	ND ug/L		5.0	1		12/20/11 20:29	156-60-5	
1,2-Dichloropropane	ND ug/L		5.0	1		12/20/11 20:29	78-87-5	
cis-1,3-Dichloropropene	ND ug/L		5.0	1		12/20/11 20:29	10061-01-5	
trans-1,3-Dichloropropene	ND ug/L		5.0	1		12/20/11 20:29	10061-02-6	
1,4-Dioxane (p-Dioxane)	ND ug/L		100	1		12/20/11 20:29	123-91-1	N2
Ethylbenzene	ND ug/L		5.0	1		12/20/11 20:29	100-41-4	
2-Hexanone	ND ug/L		25.0	1		12/20/11 20:29	591-78-6	
Isopropylbenzene (Cumene)	ND ug/L		5.0	1		12/20/11 20:29	98-82-8	
Methyl acetate	ND ug/L		50.0	1		12/20/11 20:29	79-20-9	N2
Methylcyclohexane	ND ug/L		50.0	1		12/20/11 20:29	108-87-2	N2
Methylene Chloride	ND ug/L		5.0	1		12/20/11 20:29	75-09-2	
4-Methyl-2-pentanone (MIBK)	ND ug/L		25.0	1		12/20/11 20:29	108-10-1	
Methyl-tert-butyl ether	ND ug/L		4.0	1		12/20/11 20:29	1634-04-4	
Styrene	ND ug/L		5.0	1		12/20/11 20:29	100-42-5	
1,1,2,2-Tetrachloroethane	ND ug/L		5.0	1		12/20/11 20:29	79-34-5	
Tetrachloroethene	ND ug/L		5.0	1		12/20/11 20:29	127-18-4	
Toluene	ND ug/L		5.0	1		12/20/11 20:29	108-88-3	
1,2,3-Trichlorobenzene	ND ug/L		5.0	1		12/20/11 20:29	87-61-6	
1,2,4-Trichlorobenzene	ND ug/L		5.0	1		12/20/11 20:29	120-82-1	
1,1,1-Trichloroethane	ND ug/L		5.0	1		12/20/11 20:29	71-55-6	
1,1,2-Trichloroethane	ND ug/L		5.0	1		12/20/11 20:29	79-00-5	
Trichloroethene	ND ug/L		5.0	1		12/20/11 20:29	79-01-6	

Date: 12/22/2011 11:55 AM

REPORT OF LABORATORY ANALYSIS

Page 40 of 50

This report shall not be reproduced, except in full,
without the written consent of Pace Analytical Services, Inc..

ANALYTICAL RESULTS

Project: West Vermont Street

Pace Project No.: 5055747

Sample: TRIP BLANK 1		Lab ID: 5055747020	Collected: 12/09/11 08:00	Received: 12/09/11 16:07	Matrix: Water			
Parameters	Results	Units	Report Limit	DF	Prepared	Analyzed	CAS No.	Qual
8260 MSV		Analytical Method: EPA 8260						
Trichlorofluoromethane	ND	ug/L	5.0	1		12/20/11 20:29	75-69-4	
1,1,2-Trichlorotrifluoroethane	ND	ug/L	5.0	1		12/20/11 20:29	76-13-1	
Vinyl chloride	ND	ug/L	2.0	1		12/20/11 20:29	75-01-4	
m&p-Xylene	ND	ug/L	5.0	1		12/20/11 20:29	179601-23-1	
o-Xylene	ND	ug/L	5.0	1		12/20/11 20:29	95-47-6	
Surrogates								
Dibromofluoromethane (S)	101 %.		83-123	1		12/20/11 20:29	1868-53-7	
4-Bromofluorobenzene (S)	102 %.		72-125	1		12/20/11 20:29	460-00-4	
Toluene-d8 (S)	94 %.		81-114	1		12/20/11 20:29	2037-26-5	

QUALIFIERS

Project: West Vermont Street

Pace Project No.: 5055747

DEFINITIONS

DF - Dilution Factor, if reported, represents the factor applied to the reported data due to changes in sample preparation, dilution of the sample aliquot, or moisture content.

ND - Not Detected at or above adjusted reporting limit.

J - Estimated concentration above the adjusted method detection limit and below the adjusted reporting limit.

MDL - Adjusted Method Detection Limit.

S - Surrogate

1,2-Diphenylhydrazine (8270 listed analyte) decomposes to Azobenzene.

Consistent with EPA guidelines, unrounded data are displayed and have been used to calculate % recovery and RPD values.

LCS(D) - Laboratory Control Sample (Duplicate)

MS(D) - Matrix Spike (Duplicate)

DUP - Sample Duplicate

RPD - Relative Percent Difference

NC - Not Calculable.

SG - Silica Gel - Clean-Up

U - Indicates the compound was analyzed for, but not detected.

N-Nitrosodiphenylamine decomposes and cannot be separated from Diphenylamine using Method 8270. The result reported for each analyte is a combined concentration.

Pace Analytical is TNI accredited. Contact your Pace PM for the current list of accredited analytes.

ANALYTE QUALIFIERS

- | | |
|----|--|
| 1d | Multiple compounds RPD's are outside of the required control limits. Refer to the LCS for system control and data acceptability. slb122211 |
| M0 | Matrix spike recovery and/or matrix spike duplicate recovery was outside laboratory control limits. |
| N2 | The lab does not hold TNI accreditation for this parameter. |
| R1 | RPD value was outside control limits. |

**WEST VERMONT HYDROGEOLOGIC INVESTIGATION
SPEEDWAY, INDIANA
DATA VALIDATION REPORT**

Date: January 12, 2012

Laboratory: Pace Analytical Services, Inc. (Pace), Indianapolis, Indiana

Laboratory Project #: 5055802, 5055803, and 5055804

Data Validation Performed By: Lisa Graczyk, Weston Solutions, Inc. (WESTON) Superfund Technical Assessment and Response Team (START)

Weston Analytical Work Order #/TDD #: 20405.016.001.1625.00/S05-0001-1109-031

This data validation report has been prepared by WESTON START under the START III Region V contract. This report documents the data validation for 21 water samples plus 3 trip blanks collected for the West Vermont Hydrogeological Investigation Site that were analyzed for the following parameters and U.S. Environmental Protection Agency (U.S. EPA) methods:

- Target Compound List (TCL) Volatile Organic Compounds (VOC) by SW-846 Method 8260

A level II data package was requested from Pace. The data validation was conducted in general accordance with the U.S. EPA “Contract Laboratory Program National Functional Guidance for Superfund Organic Methods Data Review” dated June 2008. The Attachment contains the results summary sheets with the hand-written qualifiers applied during data validation.

TCL VOCs BY SW-846 METHOD 8260

1. Samples

The following table summarizes the samples for which this data validation is being conducted.

Samples	Lab ID	Matrix	Date Collected	Date Analyzed
WVS-MMWP08-120911-GW	5055802001	Water	12/9/2011	12/21/2011
WVS-MMWP07-120911-GW	5055802002	Water	12/9/2011	12/21/2011
WVS-MMWP01-120911-GW	5055802003	Water	12/9/2011	12/21/2011
WVS-MMWC01-121211-GW	5055802004	Water	12/12/2011	12/21/2011
WVS-MMWP09D-121211-GW	5055802005	Water	12/12/2011	12/21/2011
WVS-MMWES05C-121211-GW	5055802006	Water	12/12/2011	12/21/2011
Trip Blank 3	5055802007	Water	12/9/2011	12/21/2011
WVS-MWWES-01A-121211-GW	5055803001	Water	12/12/2011	12/21/2011
WVS-MWWES-01B-121211-GW	5055803002	Water	12/12/2011	12/21/2011
WVS-MWWES-01B-121211-GW-DUP	5055803003	Water	12/12/2011	12/21/2011
WVS-MWWES-01C-121211-GW	5055803004	Water	12/12/2011	12/21/2011
WVS-MMWP-03S-120911-GW	5055803005	Water	12/9/2011	12/21/2011
WVS-MMWP-03D-120911-GW	5055803006	Water	12/9/2011	12/21/2011

Samples	Lab ID	Matrix	Date Collected	Date Analyzed
Trip Blank 2	5055803007	Water	12/9/2011	12/21/2011
WVS-MMWP05-120911-GW	5055804001	Water	12/9/2011	12/21/2011
WVS-MMWP05-120911-GW-DP	5055804002	Water	12/9/2011	12/21/2011
WVS-MMWP06-120911-GW	5055804003	Water	12/9/2011	12/21/2011
WVS-MMWP02-120911-GW	5055804004	Water	12/9/2011	12/21/2011
WVS-MMES02a-121211-GW	5055804005	Water	12/12/2011	12/21/2011
WVS-MMES02b-121211-GW	5055804006	Water	12/12/2011	12/22/2011
WVS-MMES02c-121211-GW	5055804007	Water	12/12/2011	12/22/2011
WVS-4031cossell-121211-GW	5055804008	Water	12/12/2011	12/22/2011
WVS-4031cossell-121211-GW-DP	5055804009	Water	12/12/2011	12/22/2011
Trip Blank 1	5055804010	Water	12/12/2011	12/22/2011

2. Holding Times

The samples were analyzed within the required holding time limit of 14 days from sample collection.

3. Blanks

Method blanks were analyzed with the VOC analyses and were free of target compound contamination above the reporting limit.

The trip blanks did not contain target compound contamination above the reporting limits.

4. Surrogate Results

The surrogate recovery results were within the laboratory-established quality control (QC) limits.

5. Laboratory Control Sample (LCS) Results

The LCS recoveries were within laboratory QC limits.

6. Matrix Spike (MS) and Matrix Spike Duplicate (MSD) Results

Site-specific MS and MSD samples were analyzed with the samples. The percent recoveries and relative percent differences (RPD) were within QC limits.

7. Field Duplicate Results

Sample WVS-MWWES-01B-121211-GW-DUP is a field duplicate of sample WVS-MWWES-01B-121211-GW. The parent and field duplicate sample were non-detect for all VOCs except for vinyl chloride. The RPD for vinyl chloride was calculated to be 4 percent. There was good correlation between the field duplicate and parent sample.

Sample WVS-MMWP05-120911-GW-DP is a field duplicate of sample WVS-MMWP05-120911-GW. For the two detected compounds, RPDs were calculated to be 2 and 7 percent which is acceptable. There was good correlation between the field duplicate and parent sample.

Sample WVS-4031cossell-121211-GW-DP is a field duplicate of sample WVS-4031cossell-121211-GW. The parent and field duplicate sample were non-detect for all VOCs which indicates good correlation between the field duplicate and parent sample.

8. Overall Assessment

The VOC data are acceptable for use based on the information received.

Data Validation Report
West Vermont Hydrogeological Investigation
Pace Analytical Services, Inc.
Laboratory Project #: 5055802, 5055803, and 5055804

ATTACHMENT

**PACE ANALYTICAL SERVICES, INC.
RESULTS SUMMARY**

ANALYTICAL RESULTS

Project: West Vermont Street

Pace Project No.: 5055802

Sample: WVS-MMWP08-120911-GW	Lab ID: 5055802001	Collected: 12/09/11 15:40	Received: 12/12/11 15:40	Matrix: Water				
Parameters	Results	Units	Report Limit	DF	Prepared	Analyzed	CAS No.	Qual
8260 MSV		Analytical Method: EPA 8260						
Acetone	ND ug/L		100	1		12/21/11 20:50	67-64-1	
Benzene	ND ug/L		5.0	1		12/21/11 20:50	71-43-2	
Bromochloromethane	ND ug/L		5.0	1		12/21/11 20:50	74-97-5	
Bromodichloromethane	ND ug/L		5.0	1		12/21/11 20:50	75-27-4	
Bromoform	ND ug/L		5.0	1		12/21/11 20:50	75-25-2	
Bromomethane	ND ug/L		5.0	1		12/21/11 20:50	74-83-9	
2-Butanone (MEK)	ND ug/L		25.0	1		12/21/11 20:50	78-93-3	
Carbon disulfide	ND ug/L		10.0	1		12/21/11 20:50	75-15-0	
Carbon tetrachloride	ND ug/L		5.0	1		12/21/11 20:50	56-23-5	
Chlorobenzene	ND ug/L		5.0	1		12/21/11 20:50	108-90-7	
Chloroethane	ND ug/L		5.0	1		12/21/11 20:50	75-00-3	
Chloroform	ND ug/L		5.0	1		12/21/11 20:50	67-66-3	
Chloromethane	ND ug/L		5.0	1		12/21/11 20:50	74-87-3	
Cyclohexane	ND ug/L		100	1		12/21/11 20:50	110-82-7	N2
1,2-Dibromo-3-chloropropane	ND ug/L		10.0	1		12/21/11 20:50	96-12-8	
Dibromochloromethane	ND ug/L		5.0	1		12/21/11 20:50	124-48-1	
1,2-Dibromoethane (EDB)	ND ug/L		5.0	1		12/21/11 20:50	106-93-4	
1,2-Dichlorobenzene	ND ug/L		5.0	1		12/21/11 20:50	95-50-1	
1,3-Dichlorobenzene	ND ug/L		5.0	1		12/21/11 20:50	541-73-1	
1,4-Dichlorobenzene	ND ug/L		5.0	1		12/21/11 20:50	106-46-7	
Dichlorodifluoromethane	ND ug/L		5.0	1		12/21/11 20:50	75-71-8	
1,1-Dichloroethane	ND ug/L		5.0	1		12/21/11 20:50	75-34-3	
1,2-Dichloroethane	ND ug/L		5.0	1		12/21/11 20:50	107-06-2	
1,1-Dichloroethene	ND ug/L		5.0	1		12/21/11 20:50	75-35-4	
cis-1,2-Dichloroethene	16.5 ug/L		5.0	1		12/21/11 20:50	156-59-2	
trans-1,2-Dichloroethene	ND ug/L		5.0	1		12/21/11 20:50	156-60-5	
1,2-Dichloropropane	ND ug/L		5.0	1		12/21/11 20:50	78-87-5	
cis-1,3-Dichloropropene	ND ug/L		5.0	1		12/21/11 20:50	10061-01-5	
trans-1,3-Dichloropropene	ND ug/L		5.0	1		12/21/11 20:50	10061-02-6	
1,4-Dioxane (p-Dioxane)	ND ug/L		100	1		12/21/11 20:50	123-91-1	N2
Ethylbenzene	ND ug/L		5.0	1		12/21/11 20:50	100-41-4	
2-Hexanone	ND ug/L		25.0	1		12/21/11 20:50	591-78-6	
Isopropylbenzene (Cumene)	ND ug/L		5.0	1		12/21/11 20:50	98-82-8	
Methyl acetate	ND ug/L		50.0	1		12/21/11 20:50	79-20-9	N2
Methylcyclohexane	ND ug/L		50.0	1		12/21/11 20:50	108-87-2	N2
Methylene Chloride	ND ug/L		5.0	1		12/21/11 20:50	75-09-2	
4-Methyl-2-pentanone (MIBK)	ND ug/L		25.0	1		12/21/11 20:50	108-10-1	
Methyl-tert-butyl ether	ND ug/L		4.0	1		12/21/11 20:50	1634-04-4	
Styrene	ND ug/L		5.0	1		12/21/11 20:50	100-42-5	
1,1,2,2-Tetrachloroethane	ND ug/L		5.0	1		12/21/11 20:50	79-34-5	
Tetrachloroethene	ND ug/L		5.0	1		12/21/11 20:50	127-18-4	
Toluene	ND ug/L		5.0	1		12/21/11 20:50	108-88-3	
1,2,3-Trichlorobenzene	ND ug/L		5.0	1		12/21/11 20:50	87-61-6	
1,2,4-Trichlorobenzene	ND ug/L		5.0	1		12/21/11 20:50	120-82-1	
1,1,1-Trichloroethane	ND ug/L		5.0	1		12/21/11 20:50	71-55-6	
1,1,2-Trichloroethane	ND ug/L		5.0	1		12/21/11 20:50	79-00-5	
Trichloroethene	ND ug/L		5.0	1		12/21/11 20:50	79-01-6	

Date: 09/21/2012 12:35 PM

REPORT OF LABORATORY ANALYSIS

Page 5 of 28

This report shall not be reproduced, except in full,
without the written consent of Pace Analytical Services, Inc..

ANALYTICAL RESULTS

Project: West Vermont Street

Pace Project No.: 5055802

Sample: WVS-MMWP08-120911-GW Lab ID: 5055802001 Collected: 12/09/11 15:40 Received: 12/12/11 15:40 Matrix: Water								
Parameters	Results	Units	Report Limit	DF	Prepared	Analyzed	CAS No.	Qual
8260 MSV		Analytical Method: EPA 8260						
Trichlorofluoromethane	ND	ug/L	5.0	1		12/21/11 20:50	75-69-4	
1,1,2-Trichlorotrifluoroethane	ND	ug/L	5.0	1		12/21/11 20:50	76-13-1	
Vinyl chloride	245	ug/L	2.0	1		12/21/11 20:50	75-01-4	
m&p-Xylene	ND	ug/L	5.0	1		12/21/11 20:50	179601-23-1	
o-Xylene	ND	ug/L	5.0	1		12/21/11 20:50	95-47-6	
Surrogates								
Dibromofluoromethane (S)	118 %.		83-123	1		12/21/11 20:50	1868-53-7	
4-Bromofluorobenzene (S)	99 %.		72-125	1		12/21/11 20:50	460-00-4	
Toluene-d8 (S)	97 %.		81-114	1		12/21/11 20:50	2037-26-5	

ANALYTICAL RESULTS

Project: West Vermont Street

Pace Project No.: 5055802

Sample: WVS-MMWP07-120911-GW	Lab ID: 5055802002	Collected: 12/09/11 16:47	Received: 12/12/11 15:40	Matrix: Water				
Parameters	Results	Units	Report Limit	DF	Prepared	Analyzed	CAS No.	Qual
8260 MSV		Analytical Method: EPA 8260						
Acetone	ND	ug/L	100	1		12/21/11 21:23	67-64-1	
Benzene	ND	ug/L	5.0	1		12/21/11 21:23	71-43-2	
Bromochloromethane	ND	ug/L	5.0	1		12/21/11 21:23	74-97-5	
Bromodichloromethane	ND	ug/L	5.0	1		12/21/11 21:23	75-27-4	
Bromoform	ND	ug/L	5.0	1		12/21/11 21:23	75-25-2	
Bromomethane	ND	ug/L	5.0	1		12/21/11 21:23	74-83-9	
2-Butanone (MEK)	ND	ug/L	25.0	1		12/21/11 21:23	78-93-3	
Carbon disulfide	ND	ug/L	10.0	1		12/21/11 21:23	75-15-0	
Carbon tetrachloride	ND	ug/L	5.0	1		12/21/11 21:23	56-23-5	
Chlorobenzene	ND	ug/L	5.0	1		12/21/11 21:23	108-90-7	
Chloroethane	ND	ug/L	5.0	1		12/21/11 21:23	75-00-3	
Chloroform	ND	ug/L	5.0	1		12/21/11 21:23	67-66-3	
Chloromethane	ND	ug/L	5.0	1		12/21/11 21:23	74-87-3	
Cyclohexane	ND	ug/L	100	1		12/21/11 21:23	110-82-7	N2
1,2-Dibromo-3-chloropropane	ND	ug/L	10.0	1		12/21/11 21:23	96-12-8	
Dibromochloromethane	ND	ug/L	5.0	1		12/21/11 21:23	124-48-1	
1,2-Dibromoethane (EDB)	ND	ug/L	5.0	1		12/21/11 21:23	106-93-4	
1,2-Dichlorobenzene	ND	ug/L	5.0	1		12/21/11 21:23	95-50-1	
1,3-Dichlorobenzene	ND	ug/L	5.0	1		12/21/11 21:23	541-73-1	
1,4-Dichlorobenzene	ND	ug/L	5.0	1		12/21/11 21:23	106-46-7	
Dichlorodifluoromethane	ND	ug/L	5.0	1		12/21/11 21:23	75-71-8	
1,1-Dichloroethane	ND	ug/L	5.0	1		12/21/11 21:23	75-34-3	
1,2-Dichloroethane	ND	ug/L	5.0	1		12/21/11 21:23	107-06-2	
1,1-Dichloroethene	ND	ug/L	5.0	1		12/21/11 21:23	75-35-4	
cis-1,2-Dichloroethene	150	ug/L	5.0	1		12/21/11 21:23	156-59-2	
trans-1,2-Dichloroethene	ND	ug/L	5.0	1		12/21/11 21:23	156-60-5	
1,2-Dichloropropane	ND	ug/L	5.0	1		12/21/11 21:23	78-87-5	
cis-1,3-Dichloropropene	ND	ug/L	5.0	1		12/21/11 21:23	10061-01-5	
trans-1,3-Dichloropropene	ND	ug/L	5.0	1		12/21/11 21:23	10061-02-6	
1,4-Dioxane (p-Dioxane)	ND	ug/L	100	1		12/21/11 21:23	123-91-1	N2
Ethylbenzene	ND	ug/L	5.0	1		12/21/11 21:23	100-41-4	
2-Hexanone	ND	ug/L	25.0	1		12/21/11 21:23	591-78-6	
Isopropylbenzene (Cumene)	ND	ug/L	5.0	1		12/21/11 21:23	98-82-8	
Methyl acetate	ND	ug/L	50.0	1		12/21/11 21:23	79-20-9	N2
Methylcyclohexane	ND	ug/L	50.0	1		12/21/11 21:23	108-87-2	N2
Methylene Chloride	ND	ug/L	5.0	1		12/21/11 21:23	75-09-2	
4-Methyl-2-pentanone (MIBK)	ND	ug/L	25.0	1		12/21/11 21:23	108-10-1	
Methyl-tert-butyl ether	ND	ug/L	4.0	1		12/21/11 21:23	1634-04-4	
Styrene	ND	ug/L	5.0	1		12/21/11 21:23	100-42-5	
1,1,2,2-Tetrachloroethane	ND	ug/L	5.0	1		12/21/11 21:23	79-34-5	
Tetrachloroethene	ND	ug/L	5.0	1		12/21/11 21:23	127-18-4	
Toluene	ND	ug/L	5.0	1		12/21/11 21:23	108-88-3	
1,2,3-Trichlorobenzene	ND	ug/L	5.0	1		12/21/11 21:23	87-61-6	
1,2,4-Trichlorobenzene	ND	ug/L	5.0	1		12/21/11 21:23	120-82-1	
1,1,1-Trichloroethane	ND	ug/L	5.0	1		12/21/11 21:23	71-55-6	
1,1,2-Trichloroethane	ND	ug/L	5.0	1		12/21/11 21:23	79-00-5	
Trichloroethene	ND	ug/L	5.0	1		12/21/11 21:23	79-01-6	

Date: 09/21/2012 12:35 PM

REPORT OF LABORATORY ANALYSIS

Page 7 of 28

This report shall not be reproduced, except in full,
without the written consent of Pace Analytical Services, Inc..

ANALYTICAL RESULTS

Project: West Vermont Street

Pace Project No.: 5055802

Sample: **WVS-MMWP07-120911-GW** Lab ID: **5055802002** Collected: 12/09/11 16:47 Received: 12/12/11 15:40 Matrix: Water

Parameters	Results	Units	Report Limit	DF	Prepared	Analyzed	CAS No.	Qual
8260 MSV		Analytical Method: EPA 8260						
Trichlorofluoromethane	ND	ug/L	5.0	1		12/21/11 21:23	75-69-4	
1,1,2-Trichlorotrifluoroethane	ND	ug/L	5.0	1		12/21/11 21:23	76-13-1	
Vinyl chloride	871	ug/L	20.0	10		12/21/11 21:57	75-01-4	
m&p-Xylene	ND	ug/L	5.0	1		12/21/11 21:23	179601-23-1	
o-Xylene	ND	ug/L	5.0	1		12/21/11 21:23	95-47-6	
Surrogates								
Dibromofluoromethane (S)	114	%	83-123	1		12/21/11 21:23	1868-53-7	
4-Bromofluorobenzene (S)	97	%	72-125	1		12/21/11 21:23	460-00-4	
Toluene-d8 (S)	96	%	81-114	1		12/21/11 21:23	2037-26-5	

ANALYTICAL RESULTS

Project: West Vermont Street

Pace Project No.: 5055802

Sample: WVS-MMWP01-120911-GW	Lab ID: 5055802003	Collected: 12/09/11 17:45	Received: 12/12/11 15:40	Matrix: Water				
Parameters	Results	Units	Report Limit	DF	Prepared	Analyzed	CAS No.	Qual
8260 MSV		Analytical Method: EPA 8260						
Acetone	ND	ug/L	100	1		12/21/11 22:30	67-64-1	
Benzene	ND	ug/L	5.0	1		12/21/11 22:30	71-43-2	
Bromochloromethane	ND	ug/L	5.0	1		12/21/11 22:30	74-97-5	
Bromodichloromethane	ND	ug/L	5.0	1		12/21/11 22:30	75-27-4	
Bromoform	ND	ug/L	5.0	1		12/21/11 22:30	75-25-2	
Bromomethane	ND	ug/L	5.0	1		12/21/11 22:30	74-83-9	
2-Butanone (MEK)	ND	ug/L	25.0	1		12/21/11 22:30	78-93-3	
Carbon disulfide	ND	ug/L	10.0	1		12/21/11 22:30	75-15-0	
Carbon tetrachloride	ND	ug/L	5.0	1		12/21/11 22:30	56-23-5	
Chlorobenzene	ND	ug/L	5.0	1		12/21/11 22:30	108-90-7	
Chloroethane	ND	ug/L	5.0	1		12/21/11 22:30	75-00-3	
Chloroform	ND	ug/L	5.0	1		12/21/11 22:30	67-66-3	
Chloromethane	ND	ug/L	5.0	1		12/21/11 22:30	74-87-3	
Cyclohexane	ND	ug/L	100	1		12/21/11 22:30	110-82-7	N2
1,2-Dibromo-3-chloropropane	ND	ug/L	10.0	1		12/21/11 22:30	96-12-8	
Dibromochloromethane	ND	ug/L	5.0	1		12/21/11 22:30	124-48-1	
1,2-Dibromoethane (EDB)	ND	ug/L	5.0	1		12/21/11 22:30	106-93-4	
1,2-Dichlorobenzene	ND	ug/L	5.0	1		12/21/11 22:30	95-50-1	
1,3-Dichlorobenzene	ND	ug/L	5.0	1		12/21/11 22:30	541-73-1	
1,4-Dichlorobenzene	ND	ug/L	5.0	1		12/21/11 22:30	106-46-7	
Dichlorodifluoromethane	ND	ug/L	5.0	1		12/21/11 22:30	75-71-8	
1,1-Dichloroethane	ND	ug/L	5.0	1		12/21/11 22:30	75-34-3	
1,2-Dichloroethane	ND	ug/L	5.0	1		12/21/11 22:30	107-06-2	
1,1-Dichloroethene	ND	ug/L	5.0	1		12/21/11 22:30	75-35-4	
cis-1,2-Dichloroethene	619	ug/L	50.0	10		12/22/11 01:51	156-59-2	
trans-1,2-Dichloroethene	14.1	ug/L	5.0	1		12/21/11 22:30	156-60-5	
1,2-Dichloropropane	ND	ug/L	5.0	1		12/21/11 22:30	78-87-5	
cis-1,3-Dichloropropene	ND	ug/L	5.0	1		12/21/11 22:30	10061-01-5	
trans-1,3-Dichloropropene	ND	ug/L	5.0	1		12/21/11 22:30	10061-02-6	
1,4-Dioxane (p-Dioxane)	ND	ug/L	100	1		12/21/11 22:30	123-91-1	N2
Ethylbenzene	ND	ug/L	5.0	1		12/21/11 22:30	100-41-4	
2-Hexanone	ND	ug/L	25.0	1		12/21/11 22:30	591-78-6	
Isopropylbenzene (Cumene)	ND	ug/L	5.0	1		12/21/11 22:30	98-82-8	
Methyl acetate	ND	ug/L	50.0	1		12/21/11 22:30	79-20-9	N2
Methylcyclohexane	ND	ug/L	50.0	1		12/21/11 22:30	108-87-2	N2
Methylene Chloride	ND	ug/L	5.0	1		12/21/11 22:30	75-09-2	
4-Methyl-2-pentanone (MIBK)	ND	ug/L	25.0	1		12/21/11 22:30	108-10-1	
Methyl-tert-butyl ether	ND	ug/L	4.0	1		12/21/11 22:30	1634-04-4	
Styrene	ND	ug/L	5.0	1		12/21/11 22:30	100-42-5	
1,1,2,2-Tetrachloroethane	ND	ug/L	5.0	1		12/21/11 22:30	79-34-5	
Tetrachloroethene	18.1	ug/L	5.0	1		12/21/11 22:30	127-18-4	
Toluene	ND	ug/L	5.0	1		12/21/11 22:30	108-88-3	
1,2,3-Trichlorobenzene	ND	ug/L	5.0	1		12/21/11 22:30	87-61-6	
1,2,4-Trichlorobenzene	ND	ug/L	5.0	1		12/21/11 22:30	120-82-1	
1,1,1-Trichloroethane	ND	ug/L	5.0	1		12/21/11 22:30	71-55-6	
1,1,2-Trichloroethane	ND	ug/L	5.0	1		12/21/11 22:30	79-00-5	
Trichloroethene	10.2	ug/L	5.0	1		12/21/11 22:30	79-01-6	

Date: 09/21/2012 12:35 PM

REPORT OF LABORATORY ANALYSIS

Page 9 of 28

This report shall not be reproduced, except in full,
without the written consent of Pace Analytical Services, Inc..

ANALYTICAL RESULTS

Project: West Vermont Street

Pace Project No.: 5055802

Sample: WVS-MMWP01-120911-GW Lab ID: 5055802003 Collected: 12/09/11 17:45 Received: 12/12/11 15:40 Matrix: Water								
Parameters	Results	Units	Report Limit	DF	Prepared	Analyzed	CAS No.	Qual
8260 MSV		Analytical Method: EPA 8260						
Trichlorofluoromethane	ND	ug/L	5.0	1		12/21/11 22:30	75-69-4	
1,1,2-Trichlorotrifluoroethane	ND	ug/L	5.0	1		12/21/11 22:30	76-13-1	
Vinyl chloride	2120	ug/L	20.0	10		12/22/11 01:51	75-01-4	
m&p-Xylene	ND	ug/L	5.0	1		12/21/11 22:30	179601-23-1	
o-Xylene	ND	ug/L	5.0	1		12/21/11 22:30	95-47-6	
Surrogates								
Dibromofluoromethane (S)	121	%.	83-123	1		12/21/11 22:30	1868-53-7	
4-Bromofluorobenzene (S)	102	%.	72-125	1		12/21/11 22:30	460-00-4	
Toluene-d8 (S)	95	%.	81-114	1		12/21/11 22:30	2037-26-5	

ANALYTICAL RESULTS

Project: West Vermont Street

Pace Project No.: 5055802

Sample: WVS-MMWC01-121211-GW	Lab ID: 5055802004	Collected: 12/12/11 10:10	Received: 12/12/11 15:40	Matrix: Water				
Parameters	Results	Units	Report Limit	DF	Prepared	Analyzed	CAS No.	Qual
8260 MSV		Analytical Method: EPA 8260						
Acetone	ND	ug/L	100	1		12/21/11 18:17	67-64-1	
Benzene	ND	ug/L	5.0	1		12/21/11 18:17	71-43-2	
Bromochloromethane	ND	ug/L	5.0	1		12/21/11 18:17	74-97-5	
Bromodichloromethane	ND	ug/L	5.0	1		12/21/11 18:17	75-27-4	
Bromoform	ND	ug/L	5.0	1		12/21/11 18:17	75-25-2	
Bromomethane	ND	ug/L	5.0	1		12/21/11 18:17	74-83-9	
2-Butanone (MEK)	ND	ug/L	25.0	1		12/21/11 18:17	78-93-3	
Carbon disulfide	ND	ug/L	10.0	1		12/21/11 18:17	75-15-0	
Carbon tetrachloride	ND	ug/L	5.0	1		12/21/11 18:17	56-23-5	
Chlorobenzene	ND	ug/L	5.0	1		12/21/11 18:17	108-90-7	
Chloroethane	ND	ug/L	5.0	1		12/21/11 18:17	75-00-3	
Chloroform	ND	ug/L	5.0	1		12/21/11 18:17	67-66-3	
Chloromethane	ND	ug/L	5.0	1		12/21/11 18:17	74-87-3	
Cyclohexane	ND	ug/L	100	1		12/21/11 18:17	110-82-7	N2
1,2-Dibromo-3-chloropropane	ND	ug/L	10.0	1		12/21/11 18:17	96-12-8	
Dibromochloromethane	ND	ug/L	5.0	1		12/21/11 18:17	124-48-1	
1,2-Dibromoethane (EDB)	ND	ug/L	5.0	1		12/21/11 18:17	106-93-4	
1,2-Dichlorobenzene	ND	ug/L	5.0	1		12/21/11 18:17	95-50-1	
1,3-Dichlorobenzene	ND	ug/L	5.0	1		12/21/11 18:17	541-73-1	
1,4-Dichlorobenzene	ND	ug/L	5.0	1		12/21/11 18:17	106-46-7	
Dichlorodifluoromethane	ND	ug/L	5.0	1		12/21/11 18:17	75-71-8	
1,1-Dichloroethane	ND	ug/L	5.0	1		12/21/11 18:17	75-34-3	
1,2-Dichloroethane	ND	ug/L	5.0	1		12/21/11 18:17	107-06-2	
1,1-Dichloroethene	ND	ug/L	5.0	1		12/21/11 18:17	75-35-4	
cis-1,2-Dichloroethene	17.3	ug/L	5.0	1		12/21/11 18:17	156-59-2	
trans-1,2-Dichloroethene	ND	ug/L	5.0	1		12/21/11 18:17	156-60-5	
1,2-Dichloropropane	ND	ug/L	5.0	1		12/21/11 18:17	78-87-5	
cis-1,3-Dichloropropene	ND	ug/L	5.0	1		12/21/11 18:17	10061-01-5	
trans-1,3-Dichloropropene	ND	ug/L	5.0	1		12/21/11 18:17	10061-02-6	
1,4-Dioxane (p-Dioxane)	ND	ug/L	100	1		12/21/11 18:17	123-91-1	N2
Ethylbenzene	ND	ug/L	5.0	1		12/21/11 18:17	100-41-4	
2-Hexanone	ND	ug/L	25.0	1		12/21/11 18:17	591-78-6	
Isopropylbenzene (Cumene)	ND	ug/L	5.0	1		12/21/11 18:17	98-82-8	
Methyl acetate	ND	ug/L	50.0	1		12/21/11 18:17	79-20-9	N2
Methylcyclohexane	ND	ug/L	50.0	1		12/21/11 18:17	108-87-2	N2
Methylene Chloride	ND	ug/L	5.0	1		12/21/11 18:17	75-09-2	
4-Methyl-2-pentanone (MIBK)	ND	ug/L	25.0	1		12/21/11 18:17	108-10-1	
Methyl-tert-butyl ether	ND	ug/L	4.0	1		12/21/11 18:17	1634-04-4	
Styrene	ND	ug/L	5.0	1		12/21/11 18:17	100-42-5	
1,1,2,2-Tetrachloroethane	ND	ug/L	5.0	1		12/21/11 18:17	79-34-5	
Tetrachloroethene	15.6	ug/L	5.0	1		12/21/11 18:17	127-18-4	
Toluene	ND	ug/L	5.0	1		12/21/11 18:17	108-88-3	
1,2,3-Trichlorobenzene	ND	ug/L	5.0	1		12/21/11 18:17	87-61-6	
1,2,4-Trichlorobenzene	ND	ug/L	5.0	1		12/21/11 18:17	120-82-1	
1,1,1-Trichloroethane	ND	ug/L	5.0	1		12/21/11 18:17	71-55-6	
1,1,2-Trichloroethane	ND	ug/L	5.0	1		12/21/11 18:17	79-00-5	
Trichloroethene	ND	ug/L	5.0	1		12/21/11 18:17	79-01-6	

ANALYTICAL RESULTS

Project: West Vermont Street

Pace Project No.: 5055802

Sample: WVS-MMWC01-121211-GW **Lab ID: 5055802004** Collected: 12/12/11 10:10 Received: 12/12/11 15:40 Matrix: Water

Parameters	Results	Units	Report Limit	DF	Prepared	Analyzed	CAS No.	Qual
8260 MSV		Analytical Method: EPA 8260						
Trichlorofluoromethane	ND	ug/L	5.0	1		12/21/11 18:17	75-69-4	
1,1,2-Trichlorotrifluoroethane	ND	ug/L	5.0	1		12/21/11 18:17	76-13-1	
Vinyl chloride	119	ug/L	2.0	1		12/21/11 18:17	75-01-4	
m&p-Xylene	ND	ug/L	5.0	1		12/21/11 18:17	179601-23-1	
o-Xylene	ND	ug/L	5.0	1		12/21/11 18:17	95-47-6	
Surrogates								
Dibromofluoromethane (S)	100 %.		83-123	1		12/21/11 18:17	1868-53-7	
4-Bromofluorobenzene (S)	100 %.		72-125	1		12/21/11 18:17	460-00-4	
Toluene-d8 (S)	97 %.		81-114	1		12/21/11 18:17	2037-26-5	

ANALYTICAL RESULTS

Project: West Vermont Street

Pace Project No.: 5055802

Sample: VVS-MMWP09D-121211-GW **Lab ID:** 5055802005 Collected: 12/12/11 11:50 Received: 12/12/11 15:40 Matrix: Water

Parameters	Results	Units	Report Limit	DF	Prepared	Analyzed	CAS No.	Qual
8260 MSV		Analytical Method: EPA 8260						
Acetone	ND	ug/L	100	1		12/21/11 18:50	67-64-1	
Benzene	ND	ug/L	5.0	1		12/21/11 18:50	71-43-2	
Bromochloromethane	ND	ug/L	5.0	1		12/21/11 18:50	74-97-5	
Bromodichloromethane	ND	ug/L	5.0	1		12/21/11 18:50	75-27-4	
Bromoform	ND	ug/L	5.0	1		12/21/11 18:50	75-25-2	
Bromomethane	ND	ug/L	5.0	1		12/21/11 18:50	74-83-9	
2-Butanone (MEK)	ND	ug/L	25.0	1		12/21/11 18:50	78-93-3	
Carbon disulfide	ND	ug/L	10.0	1		12/21/11 18:50	75-15-0	
Carbon tetrachloride	ND	ug/L	5.0	1		12/21/11 18:50	56-23-5	
Chlorobenzene	ND	ug/L	5.0	1		12/21/11 18:50	108-90-7	
Chloroethane	ND	ug/L	5.0	1		12/21/11 18:50	75-00-3	
Chloroform	ND	ug/L	5.0	1		12/21/11 18:50	67-66-3	
Chloromethane	ND	ug/L	5.0	1		12/21/11 18:50	74-87-3	
Cyclohexane	ND	ug/L	100	1		12/21/11 18:50	110-82-7	N2
1,2-Dibromo-3-chloropropane	ND	ug/L	10.0	1		12/21/11 18:50	96-12-8	
Dibromochloromethane	ND	ug/L	5.0	1		12/21/11 18:50	124-48-1	
1,2-Dibromoethane (EDB)	ND	ug/L	5.0	1		12/21/11 18:50	106-93-4	
1,2-Dichlorobenzene	ND	ug/L	5.0	1		12/21/11 18:50	95-50-1	
1,3-Dichlorobenzene	ND	ug/L	5.0	1		12/21/11 18:50	541-73-1	
1,4-Dichlorobenzene	ND	ug/L	5.0	1		12/21/11 18:50	106-46-7	
Dichlorodifluoromethane	ND	ug/L	5.0	1		12/21/11 18:50	75-71-8	
1,1-Dichloroethane	ND	ug/L	5.0	1		12/21/11 18:50	75-34-3	
1,2-Dichloroethane	ND	ug/L	5.0	1		12/21/11 18:50	107-06-2	
1,1-Dichloroethene	ND	ug/L	5.0	1		12/21/11 18:50	75-35-4	
cis-1,2-Dichloroethene	ND	ug/L	5.0	1		12/21/11 18:50	156-59-2	
trans-1,2-Dichloroethene	ND	ug/L	5.0	1		12/21/11 18:50	156-60-5	
1,2-Dichloropropane	ND	ug/L	5.0	1		12/21/11 18:50	78-87-5	
cis-1,3-Dichloropropene	ND	ug/L	5.0	1		12/21/11 18:50	10061-01-5	
trans-1,3-Dichloropropene	ND	ug/L	5.0	1		12/21/11 18:50	10061-02-6	
1,4-Dioxane (p-Dioxane)	ND	ug/L	100	1		12/21/11 18:50	123-91-1	N2
Ethylbenzene	ND	ug/L	5.0	1		12/21/11 18:50	100-41-4	
2-Hexanone	ND	ug/L	25.0	1		12/21/11 18:50	591-78-6	
Isopropylbenzene (Cumene)	ND	ug/L	5.0	1		12/21/11 18:50	98-82-8	
Methyl acetate	ND	ug/L	50.0	1		12/21/11 18:50	79-20-9	N2
Methylcyclohexane	ND	ug/L	50.0	1		12/21/11 18:50	108-87-2	N2
Methylene Chloride	ND	ug/L	5.0	1		12/21/11 18:50	75-09-2	
4-Methyl-2-pentanone (MIBK)	ND	ug/L	25.0	1		12/21/11 18:50	108-10-1	
Methyl-tert-butyl ether	ND	ug/L	4.0	1		12/21/11 18:50	1634-04-4	
Styrene	ND	ug/L	5.0	1		12/21/11 18:50	100-42-5	
1,1,2,2-Tetrachloroethane	ND	ug/L	5.0	1		12/21/11 18:50	79-34-5	
Tetrachloroethene	ND	ug/L	5.0	1		12/21/11 18:50	127-18-4	
Toluene	ND	ug/L	5.0	1		12/21/11 18:50	108-88-3	
1,2,3-Trichlorobenzene	ND	ug/L	5.0	1		12/21/11 18:50	87-61-6	
1,2,4-Trichlorobenzene	ND	ug/L	5.0	1		12/21/11 18:50	120-82-1	
1,1,1-Trichloroethane	ND	ug/L	5.0	1		12/21/11 18:50	71-55-6	
1,1,2-Trichloroethane	ND	ug/L	5.0	1		12/21/11 18:50	79-00-5	

ANALYTICAL RESULTS

Project: West Vermont Street

Pace Project No.: 5055802

Sample: WVS-MMWP09D-121211-GW **Lab ID:** 5055802005 Collected: 12/12/11 11:50 Received: 12/12/11 15:40 Matrix: Water

Parameters	Results	Units	Report Limit	DF	Prepared	Analyzed	CAS No.	Qual
8260 MSV		Analytical Method: EPA 8260						
Trichloroethene	ND	ug/L	5.0	1		12/21/11 18:50	79-01-6	
Trichlorofluoromethane	ND	ug/L	5.0	1		12/21/11 18:50	75-69-4	
1,1,2-Trichlorotrifluoroethane	ND	ug/L	5.0	1		12/21/11 18:50	76-13-1	
Vinyl chloride	85.7	ug/L	2.0	1		12/21/11 18:50	75-01-4	
m&p-Xylene	ND	ug/L	5.0	1		12/21/11 18:50	179601-23-1	
o-Xylene	ND	ug/L	5.0	1		12/21/11 18:50	95-47-6	
Surrogates								
Dibromofluoromethane (S)	101 %.		83-123	1		12/21/11 18:50	1868-53-7	
4-Bromofluorobenzene (S)	99 %.		72-125	1		12/21/11 18:50	460-00-4	
Toluene-d8 (S)	96 %.		81-114	1		12/21/11 18:50	2037-26-5	

ANALYTICAL RESULTS

Project: West Vermont Street

Pace Project No.: 5055802

Sample: VVS-MMWES05a-121211-GW **Lab ID:** 5055802006 Collected: 12/12/11 14:05 Received: 12/12/11 15:40 Matrix: Water

Parameters	Results	Units	Report Limit	DF	Prepared	Analyzed	CAS No.	Qual
8260 MSV		Analytical Method: EPA 8260						
Acetone	ND	ug/L	100	1		12/21/11 19:24	67-64-1	
Benzene	ND	ug/L	5.0	1		12/21/11 19:24	71-43-2	
Bromochloromethane	ND	ug/L	5.0	1		12/21/11 19:24	74-97-5	
Bromodichloromethane	ND	ug/L	5.0	1		12/21/11 19:24	75-27-4	
Bromoform	ND	ug/L	5.0	1		12/21/11 19:24	75-25-2	
Bromomethane	ND	ug/L	5.0	1		12/21/11 19:24	74-83-9	
2-Butanone (MEK)	ND	ug/L	25.0	1		12/21/11 19:24	78-93-3	
Carbon disulfide	ND	ug/L	10.0	1		12/21/11 19:24	75-15-0	
Carbon tetrachloride	ND	ug/L	5.0	1		12/21/11 19:24	56-23-5	
Chlorobenzene	ND	ug/L	5.0	1		12/21/11 19:24	108-90-7	
Chloroethane	ND	ug/L	5.0	1		12/21/11 19:24	75-00-3	
Chloroform	ND	ug/L	5.0	1		12/21/11 19:24	67-66-3	
Chloromethane	ND	ug/L	5.0	1		12/21/11 19:24	74-87-3	
Cyclohexane	ND	ug/L	100	1		12/21/11 19:24	110-82-7	N2
1,2-Dibromo-3-chloropropane	ND	ug/L	10.0	1		12/21/11 19:24	96-12-8	
Dibromochloromethane	ND	ug/L	5.0	1		12/21/11 19:24	124-48-1	
1,2-Dibromoethane (EDB)	ND	ug/L	5.0	1		12/21/11 19:24	106-93-4	
1,2-Dichlorobenzene	ND	ug/L	5.0	1		12/21/11 19:24	95-50-1	
1,3-Dichlorobenzene	ND	ug/L	5.0	1		12/21/11 19:24	541-73-1	
1,4-Dichlorobenzene	ND	ug/L	5.0	1		12/21/11 19:24	106-46-7	
Dichlorodifluoromethane	ND	ug/L	5.0	1		12/21/11 19:24	75-71-8	
1,1-Dichloroethane	ND	ug/L	5.0	1		12/21/11 19:24	75-34-3	
1,2-Dichloroethane	ND	ug/L	5.0	1		12/21/11 19:24	107-06-2	
1,1-Dichloroethene	ND	ug/L	5.0	1		12/21/11 19:24	75-35-4	
cis-1,2-Dichloroethene	ND	ug/L	5.0	1		12/21/11 19:24	156-59-2	
trans-1,2-Dichloroethene	ND	ug/L	5.0	1		12/21/11 19:24	156-60-5	
1,2-Dichloropropane	ND	ug/L	5.0	1		12/21/11 19:24	78-87-5	
cis-1,3-Dichloropropene	ND	ug/L	5.0	1		12/21/11 19:24	10061-01-5	
trans-1,3-Dichloropropene	ND	ug/L	5.0	1		12/21/11 19:24	10061-02-6	
1,4-Dioxane (p-Dioxane)	ND	ug/L	100	1		12/21/11 19:24	123-91-1	N2
Ethylbenzene	ND	ug/L	5.0	1		12/21/11 19:24	100-41-4	
2-Hexanone	ND	ug/L	25.0	1		12/21/11 19:24	591-78-6	
Isopropylbenzene (Cumene)	ND	ug/L	5.0	1		12/21/11 19:24	98-82-8	
Methyl acetate	ND	ug/L	50.0	1		12/21/11 19:24	79-20-9	N2
Methylcyclohexane	ND	ug/L	50.0	1		12/21/11 19:24	108-87-2	N2
Methylene Chloride	ND	ug/L	5.0	1		12/21/11 19:24	75-09-2	
4-Methyl-2-pentanone (MIBK)	ND	ug/L	25.0	1		12/21/11 19:24	108-10-1	
Methyl-tert-butyl ether	ND	ug/L	4.0	1		12/21/11 19:24	1634-04-4	
Styrene	ND	ug/L	5.0	1		12/21/11 19:24	100-42-5	
1,1,2,2-Tetrachloroethane	ND	ug/L	5.0	1		12/21/11 19:24	79-34-5	
Tetrachloroethene	ND	ug/L	5.0	1		12/21/11 19:24	127-18-4	
Toluene	ND	ug/L	5.0	1		12/21/11 19:24	108-88-3	
1,2,3-Trichlorobenzene	ND	ug/L	5.0	1		12/21/11 19:24	87-61-6	
1,2,4-Trichlorobenzene	ND	ug/L	5.0	1		12/21/11 19:24	120-82-1	
1,1,1-Trichloroethane	ND	ug/L	5.0	1		12/21/11 19:24	71-55-6	
1,1,2-Trichloroethane	ND	ug/L	5.0	1		12/21/11 19:24	79-00-5	

ANALYTICAL RESULTS

Project: West Vermont Street

Pace Project No.: 5055802

Sample: WVS-MMWES05a-121211-GW **Lab ID:** 5055802006 Collected: 12/12/11 14:05 Received: 12/12/11 15:40 Matrix: Water

Parameters	Results	Units	Report Limit	DF	Prepared	Analyzed	CAS No.	Qual
8260 MSV		Analytical Method: EPA 8260						
Trichloroethene	ND	ug/L	5.0	1		12/21/11 19:24	79-01-6	
Trichlorofluoromethane	ND	ug/L	5.0	1		12/21/11 19:24	75-69-4	
1,1,2-Trichlorotrifluoroethane	ND	ug/L	5.0	1		12/21/11 19:24	76-13-1	
Vinyl chloride	ND	ug/L	2.0	1		12/21/11 19:24	75-01-4	
m&p-Xylene	ND	ug/L	5.0	1		12/21/11 19:24	179601-23-1	
o-Xylene	ND	ug/L	5.0	1		12/21/11 19:24	95-47-6	
Surrogates								
Dibromofluoromethane (S)	102 %.		83-123	1		12/21/11 19:24	1868-53-7	
4-Bromofluorobenzene (S)	102 %.		72-125	1		12/21/11 19:24	460-00-4	
Toluene-d8 (S)	100 %.		81-114	1		12/21/11 19:24	2037-26-5	

ANALYTICAL RESULTS

Project: West Vermont Street

Pace Project No.: 5055802

Sample: Trip Blank 3	Lab ID: 5055802007	Collected: 12/09/11 08:00	Received: 12/12/11 15:40	Matrix: Water				
Parameters	Results	Units	Report Limit	DF	Prepared	Analyzed	CAS No.	Qual
8260 MSV		Analytical Method: EPA 8260						
Acetone	ND ug/L		100	1		12/21/11 19:57	67-64-1	
Benzene	ND ug/L		5.0	1		12/21/11 19:57	71-43-2	
Bromochloromethane	ND ug/L		5.0	1		12/21/11 19:57	74-97-5	
Bromodichloromethane	ND ug/L		5.0	1		12/21/11 19:57	75-27-4	
Bromoform	ND ug/L		5.0	1		12/21/11 19:57	75-25-2	
Bromomethane	ND ug/L		5.0	1		12/21/11 19:57	74-83-9	
2-Butanone (MEK)	ND ug/L		25.0	1		12/21/11 19:57	78-93-3	
Carbon disulfide	ND ug/L		10.0	1		12/21/11 19:57	75-15-0	
Carbon tetrachloride	ND ug/L		5.0	1		12/21/11 19:57	56-23-5	
Chlorobenzene	ND ug/L		5.0	1		12/21/11 19:57	108-90-7	
Chloroethane	ND ug/L		5.0	1		12/21/11 19:57	75-00-3	
Chloroform	ND ug/L		5.0	1		12/21/11 19:57	67-66-3	
Chloromethane	ND ug/L		5.0	1		12/21/11 19:57	74-87-3	
Cyclohexane	ND ug/L		100	1		12/21/11 19:57	110-82-7	N2
1,2-Dibromo-3-chloropropane	ND ug/L		10.0	1		12/21/11 19:57	96-12-8	
Dibromochloromethane	ND ug/L		5.0	1		12/21/11 19:57	124-48-1	
1,2-Dibromoethane (EDB)	ND ug/L		5.0	1		12/21/11 19:57	106-93-4	
1,2-Dichlorobenzene	ND ug/L		5.0	1		12/21/11 19:57	95-50-1	
1,3-Dichlorobenzene	ND ug/L		5.0	1		12/21/11 19:57	541-73-1	
1,4-Dichlorobenzene	ND ug/L		5.0	1		12/21/11 19:57	106-46-7	
Dichlorodifluoromethane	ND ug/L		5.0	1		12/21/11 19:57	75-71-8	
1,1-Dichloroethane	ND ug/L		5.0	1		12/21/11 19:57	75-34-3	
1,2-Dichloroethane	ND ug/L		5.0	1		12/21/11 19:57	107-06-2	
1,1-Dichloroethene	ND ug/L		5.0	1		12/21/11 19:57	75-35-4	
cis-1,2-Dichloroethene	ND ug/L		5.0	1		12/21/11 19:57	156-59-2	
trans-1,2-Dichloroethene	ND ug/L		5.0	1		12/21/11 19:57	156-60-5	
1,2-Dichloropropane	ND ug/L		5.0	1		12/21/11 19:57	78-87-5	
cis-1,3-Dichloropropene	ND ug/L		5.0	1		12/21/11 19:57	10061-01-5	
trans-1,3-Dichloropropene	ND ug/L		5.0	1		12/21/11 19:57	10061-02-6	
1,4-Dioxane (p-Dioxane)	ND ug/L		100	1		12/21/11 19:57	123-91-1	N2
Ethylbenzene	ND ug/L		5.0	1		12/21/11 19:57	100-41-4	
2-Hexanone	ND ug/L		25.0	1		12/21/11 19:57	591-78-6	
Isopropylbenzene (Cumene)	ND ug/L		5.0	1		12/21/11 19:57	98-82-8	
Methyl acetate	ND ug/L		50.0	1		12/21/11 19:57	79-20-9	N2
Methylcyclohexane	ND ug/L		50.0	1		12/21/11 19:57	108-87-2	N2
Methylene Chloride	ND ug/L		5.0	1		12/21/11 19:57	75-09-2	
4-Methyl-2-pentanone (MIBK)	ND ug/L		25.0	1		12/21/11 19:57	108-10-1	
Methyl-tert-butyl ether	ND ug/L		4.0	1		12/21/11 19:57	1634-04-4	
Styrene	ND ug/L		5.0	1		12/21/11 19:57	100-42-5	
1,1,2,2-Tetrachloroethane	ND ug/L		5.0	1		12/21/11 19:57	79-34-5	
Tetrachloroethene	ND ug/L		5.0	1		12/21/11 19:57	127-18-4	
Toluene	ND ug/L		5.0	1		12/21/11 19:57	108-88-3	
1,2,3-Trichlorobenzene	ND ug/L		5.0	1		12/21/11 19:57	87-61-6	
1,2,4-Trichlorobenzene	ND ug/L		5.0	1		12/21/11 19:57	120-82-1	
1,1,1-Trichloroethane	ND ug/L		5.0	1		12/21/11 19:57	71-55-6	
1,1,2-Trichloroethane	ND ug/L		5.0	1		12/21/11 19:57	79-00-5	
Trichloroethene	ND ug/L		5.0	1		12/21/11 19:57	79-01-6	

Date: 09/21/2012 12:35 PM

REPORT OF LABORATORY ANALYSIS

Page 17 of 28

This report shall not be reproduced, except in full,
without the written consent of Pace Analytical Services, Inc..

ANALYTICAL RESULTS

Project: West Vermont Street

Pace Project No.: 5055802

Sample: Trip Blank 3		Lab ID: 5055802007	Collected: 12/09/11 08:00	Received: 12/12/11 15:40	Matrix: Water			
Parameters	Results	Units	Report Limit	DF	Prepared	Analyzed	CAS No.	Qual
8260 MSV		Analytical Method: EPA 8260						
Trichlorofluoromethane	ND	ug/L	5.0	1		12/21/11 19:57	75-69-4	
1,1,2-Trichlorotrifluoroethane	ND	ug/L	5.0	1		12/21/11 19:57	76-13-1	
Vinyl chloride	ND	ug/L	2.0	1		12/21/11 19:57	75-01-4	
m&p-Xylene	ND	ug/L	5.0	1		12/21/11 19:57	179601-23-1	
o-Xylene	ND	ug/L	5.0	1		12/21/11 19:57	95-47-6	
Surrogates								
Dibromofluoromethane (S)	101 %.		83-123	1		12/21/11 19:57	1868-53-7	
4-Bromofluorobenzene (S)	99 %.		72-125	1		12/21/11 19:57	460-00-4	
Toluene-d8 (S)	99 %.		81-114	1		12/21/11 19:57	2037-26-5	

ANALYTICAL RESULTS

Project: West Vermont Street

Pace Project No.: 5055803

Sample: WVS-MWWES-01A-121211-GW **Lab ID:** 5055803001 Collected: 12/12/11 13:46 Received: 12/12/11 15:43 Matrix: Water

Parameters	Results	Units	Report Limit	DF	Prepared	Analyzed	CAS No.	Qual
8260 MSV		Analytical Method: EPA 8260						
Acetone	ND	ug/L	100	1		12/21/11 21:38	67-64-1	
Benzene	ND	ug/L	5.0	1		12/21/11 21:38	71-43-2	
Bromochloromethane	ND	ug/L	5.0	1		12/21/11 21:38	74-97-5	
Bromodichloromethane	ND	ug/L	5.0	1		12/21/11 21:38	75-27-4	
Bromoform	ND	ug/L	5.0	1		12/21/11 21:38	75-25-2	
Bromomethane	ND	ug/L	5.0	1		12/21/11 21:38	74-83-9	
2-Butanone (MEK)	ND	ug/L	25.0	1		12/21/11 21:38	78-93-3	
Carbon disulfide	ND	ug/L	10.0	1		12/21/11 21:38	75-15-0	
Carbon tetrachloride	ND	ug/L	5.0	1		12/21/11 21:38	56-23-5	
Chlorobenzene	ND	ug/L	5.0	1		12/21/11 21:38	108-90-7	
Chloroethane	ND	ug/L	5.0	1		12/21/11 21:38	75-00-3	
Chloroform	ND	ug/L	5.0	1		12/21/11 21:38	67-66-3	
Chloromethane	ND	ug/L	5.0	1		12/21/11 21:38	74-87-3	
Cyclohexane	ND	ug/L	100	1		12/21/11 21:38	110-82-7	N2
1,2-Dibromo-3-chloropropane	ND	ug/L	10.0	1		12/21/11 21:38	96-12-8	
Dibromochloromethane	ND	ug/L	5.0	1		12/21/11 21:38	124-48-1	
1,2-Dibromoethane (EDB)	ND	ug/L	5.0	1		12/21/11 21:38	106-93-4	
1,2-Dichlorobenzene	ND	ug/L	5.0	1		12/21/11 21:38	95-50-1	
1,3-Dichlorobenzene	ND	ug/L	5.0	1		12/21/11 21:38	541-73-1	
1,4-Dichlorobenzene	ND	ug/L	5.0	1		12/21/11 21:38	106-46-7	
Dichlorodifluoromethane	ND	ug/L	5.0	1		12/21/11 21:38	75-71-8	
1,1-Dichloroethane	ND	ug/L	5.0	1		12/21/11 21:38	75-34-3	
1,2-Dichloroethane	ND	ug/L	5.0	1		12/21/11 21:38	107-06-2	
1,1-Dichloroethene	ND	ug/L	5.0	1		12/21/11 21:38	75-35-4	
cis-1,2-Dichloroethene	ND	ug/L	5.0	1		12/21/11 21:38	156-59-2	
trans-1,2-Dichloroethene	ND	ug/L	5.0	1		12/21/11 21:38	156-60-5	
1,2-Dichloropropane	ND	ug/L	5.0	1		12/21/11 21:38	78-87-5	
cis-1,3-Dichloropropene	ND	ug/L	5.0	1		12/21/11 21:38	10061-01-5	
trans-1,3-Dichloropropene	ND	ug/L	5.0	1		12/21/11 21:38	10061-02-6	
1,4-Dioxane (p-Dioxane)	ND	ug/L	100	1		12/21/11 21:38	123-91-1	N2
Ethylbenzene	ND	ug/L	5.0	1		12/21/11 21:38	100-41-4	
2-Hexanone	ND	ug/L	25.0	1		12/21/11 21:38	591-78-6	
Isopropylbenzene (Cumene)	ND	ug/L	5.0	1		12/21/11 21:38	98-82-8	
Methyl acetate	ND	ug/L	50.0	1		12/21/11 21:38	79-20-9	N2
Methylcyclohexane	ND	ug/L	50.0	1		12/21/11 21:38	108-87-2	N2
Methylene Chloride	ND	ug/L	5.0	1		12/21/11 21:38	75-09-2	
4-Methyl-2-pentanone (MIBK)	ND	ug/L	25.0	1		12/21/11 21:38	108-10-1	
Methyl-tert-butyl ether	ND	ug/L	4.0	1		12/21/11 21:38	1634-04-4	
Styrene	ND	ug/L	5.0	1		12/21/11 21:38	100-42-5	
1,1,2,2-Tetrachloroethane	ND	ug/L	5.0	1		12/21/11 21:38	79-34-5	
Tetrachloroethene	ND	ug/L	5.0	1		12/21/11 21:38	127-18-4	
Toluene	ND	ug/L	5.0	1		12/21/11 21:38	108-88-3	
1,2,3-Trichlorobenzene	ND	ug/L	5.0	1		12/21/11 21:38	87-61-6	
1,2,4-Trichlorobenzene	ND	ug/L	5.0	1		12/21/11 21:38	120-82-1	
1,1,1-Trichloroethane	ND	ug/L	5.0	1		12/21/11 21:38	71-55-6	
1,1,2-Trichloroethane	ND	ug/L	5.0	1		12/21/11 21:38	79-00-5	

Date: 12/24/2011 05:57 AM

REPORT OF LABORATORY ANALYSIS

Page 4 of 22

This report shall not be reproduced, except in full,
without the written consent of Pace Analytical Services, Inc..

ANALYTICAL RESULTS

Project: West Vermont Street

Pace Project No.: 5055803

Sample: WVS-MWWES-01A-121211-
GW **Lab ID:** 5055803001 Collected: 12/12/11 13:46 Received: 12/12/11 15:43 Matrix: Water

Parameters	Results	Units	Report Limit	DF	Prepared	Analyzed	CAS No.	Qual
8260 MSV		Analytical Method: EPA 8260						
Trichloroethene	ND	ug/L	5.0	1		12/21/11 21:38	79-01-6	
Trichlorofluoromethane	ND	ug/L	5.0	1		12/21/11 21:38	75-69-4	
1,1,2-Trichlorotrifluoroethane	ND	ug/L	5.0	1		12/21/11 21:38	76-13-1	
Vinyl chloride	6.3	ug/L	2.0	1		12/21/11 21:38	75-01-4	
m&p-Xylene	ND	ug/L	5.0	1		12/21/11 21:38	179601-23-1	
o-Xylene	ND	ug/L	5.0	1		12/21/11 21:38	95-47-6	
Surrogates								
Dibromofluoromethane (S)	102 %.		83-123	1		12/21/11 21:38	1868-53-7	
4-Bromofluorobenzene (S)	100 %.		72-125	1		12/21/11 21:38	460-00-4	
Toluene-d8 (S)	97 %.		81-114	1		12/21/11 21:38	2037-26-5	

ANALYTICAL RESULTS

Project: West Vermont Street

Pace Project No.: 5055803

Sample: WVS-MWWES-01B-121211-GW **Lab ID:** 5055803002 **Collected:** 12/12/11 12:04 **Received:** 12/12/11 15:43 **Matrix:** Water

Parameters	Results	Units	Report Limit	DF	Prepared	Analyzed	CAS No.	Qual
8260 MSV		Analytical Method: EPA 8260						
Acetone	ND	ug/L	100	1		12/21/11 22:11	67-64-1	
Benzene	ND	ug/L	5.0	1		12/21/11 22:11	71-43-2	
Bromochloromethane	ND	ug/L	5.0	1		12/21/11 22:11	74-97-5	
Bromodichloromethane	ND	ug/L	5.0	1		12/21/11 22:11	75-27-4	
Bromoform	ND	ug/L	5.0	1		12/21/11 22:11	75-25-2	
Bromomethane	ND	ug/L	5.0	1		12/21/11 22:11	74-83-9	
2-Butanone (MEK)	ND	ug/L	25.0	1		12/21/11 22:11	78-93-3	
Carbon disulfide	ND	ug/L	10.0	1		12/21/11 22:11	75-15-0	
Carbon tetrachloride	ND	ug/L	5.0	1		12/21/11 22:11	56-23-5	
Chlorobenzene	ND	ug/L	5.0	1		12/21/11 22:11	108-90-7	
Chloroethane	ND	ug/L	5.0	1		12/21/11 22:11	75-00-3	
Chloroform	ND	ug/L	5.0	1		12/21/11 22:11	67-66-3	
Chloromethane	ND	ug/L	5.0	1		12/21/11 22:11	74-87-3	
Cyclohexane	ND	ug/L	100	1		12/21/11 22:11	110-82-7	N2
1,2-Dibromo-3-chloropropane	ND	ug/L	10.0	1		12/21/11 22:11	96-12-8	
Dibromochloromethane	ND	ug/L	5.0	1		12/21/11 22:11	124-48-1	
1,2-Dibromoethane (EDB)	ND	ug/L	5.0	1		12/21/11 22:11	106-93-4	
1,2-Dichlorobenzene	ND	ug/L	5.0	1		12/21/11 22:11	95-50-1	
1,3-Dichlorobenzene	ND	ug/L	5.0	1		12/21/11 22:11	541-73-1	
1,4-Dichlorobenzene	ND	ug/L	5.0	1		12/21/11 22:11	106-46-7	
Dichlorodifluoromethane	ND	ug/L	5.0	1		12/21/11 22:11	75-71-8	
1,1-Dichloroethane	ND	ug/L	5.0	1		12/21/11 22:11	75-34-3	
1,2-Dichloroethane	ND	ug/L	5.0	1		12/21/11 22:11	107-06-2	
1,1-Dichloroethene	ND	ug/L	5.0	1		12/21/11 22:11	75-35-4	
cis-1,2-Dichloroethene	ND	ug/L	5.0	1		12/21/11 22:11	156-59-2	
trans-1,2-Dichloroethene	ND	ug/L	5.0	1		12/21/11 22:11	156-60-5	
1,2-Dichloropropane	ND	ug/L	5.0	1		12/21/11 22:11	78-87-5	
cis-1,3-Dichloropropene	ND	ug/L	5.0	1		12/21/11 22:11	10061-01-5	
trans-1,3-Dichloropropene	ND	ug/L	5.0	1		12/21/11 22:11	10061-02-6	
1,4-Dioxane (p-Dioxane)	ND	ug/L	100	1		12/21/11 22:11	123-91-1	N2
Ethylbenzene	ND	ug/L	5.0	1		12/21/11 22:11	100-41-4	
2-Hexanone	ND	ug/L	25.0	1		12/21/11 22:11	591-78-6	
Isopropylbenzene (Cumene)	ND	ug/L	5.0	1		12/21/11 22:11	98-82-8	
Methyl acetate	ND	ug/L	50.0	1		12/21/11 22:11	79-20-9	N2
Methylcyclohexane	ND	ug/L	50.0	1		12/21/11 22:11	108-87-2	N2
Methylene Chloride	ND	ug/L	5.0	1		12/21/11 22:11	75-09-2	
4-Methyl-2-pentanone (MIBK)	ND	ug/L	25.0	1		12/21/11 22:11	108-10-1	
Methyl-tert-butyl ether	ND	ug/L	4.0	1		12/21/11 22:11	1634-04-4	
Styrene	ND	ug/L	5.0	1		12/21/11 22:11	100-42-5	
1,1,2,2-Tetrachloroethane	ND	ug/L	5.0	1		12/21/11 22:11	79-34-5	
Tetrachloroethene	ND	ug/L	5.0	1		12/21/11 22:11	127-18-4	
Toluene	ND	ug/L	5.0	1		12/21/11 22:11	108-88-3	
1,2,3-Trichlorobenzene	ND	ug/L	5.0	1		12/21/11 22:11	87-61-6	
1,2,4-Trichlorobenzene	ND	ug/L	5.0	1		12/21/11 22:11	120-82-1	
1,1,1-Trichloroethane	ND	ug/L	5.0	1		12/21/11 22:11	71-55-6	
1,1,2-Trichloroethane	ND	ug/L	5.0	1		12/21/11 22:11	79-00-5	

Date: 12/24/2011 05:57 AM

REPORT OF LABORATORY ANALYSIS

Page 6 of 22

This report shall not be reproduced, except in full,
without the written consent of Pace Analytical Services, Inc..

ANALYTICAL RESULTS

Project: West Vermont Street

Pace Project No.: 5055803

Sample: WVS-MWWES-01B-121211-GW **Lab ID:** 5055803002 Collected: 12/12/11 12:04 Received: 12/12/11 15:43 Matrix: Water

Parameters	Results	Units	Report Limit	DF	Prepared	Analyzed	CAS No.	Qual
8260 MSV		Analytical Method: EPA 8260						
Trichloroethene	ND	ug/L	5.0	1		12/21/11 22:11	79-01-6	
Trichlorofluoromethane	ND	ug/L	5.0	1		12/21/11 22:11	75-69-4	
1,1,2-Trichlorotrifluoroethane	ND	ug/L	5.0	1		12/21/11 22:11	76-13-1	
Vinyl chloride	65.2	ug/L	2.0	1		12/21/11 22:11	75-01-4	
m&p-Xylene	ND	ug/L	5.0	1		12/21/11 22:11	179601-23-1	
o-Xylene	ND	ug/L	5.0	1		12/21/11 22:11	95-47-6	
Surrogates								
Dibromofluoromethane (S)	101 %.		83-123	1		12/21/11 22:11	1868-53-7	
4-Bromofluorobenzene (S)	98 %.		72-125	1		12/21/11 22:11	460-00-4	
Toluene-d8 (S)	99 %.		81-114	1		12/21/11 22:11	2037-26-5	

ANALYTICAL RESULTS

Project: West Vermont Street

Pace Project No.: 5055803

Sample: WVS-MWWES-01B-121211-
GW-DUP **Lab ID:** 5055803003 Collected: 12/12/11 12:04 Received: 12/12/11 15:43 Matrix: Water

Parameters	Results	Units	Report Limit	DF	Prepared	Analyzed	CAS No.	Qual
8260 MSV		Analytical Method: EPA 8260						
Acetone	ND	ug/L	100	1		12/21/11 14:11	67-64-1	
Benzene	ND	ug/L	5.0	1		12/21/11 14:11	71-43-2	
Bromochloromethane	ND	ug/L	5.0	1		12/21/11 14:11	74-97-5	
Bromodichloromethane	ND	ug/L	5.0	1		12/21/11 14:11	75-27-4	
Bromoform	ND	ug/L	5.0	1		12/21/11 14:11	75-25-2	
Bromomethane	ND	ug/L	5.0	1		12/21/11 14:11	74-83-9	
2-Butanone (MEK)	ND	ug/L	25.0	1		12/21/11 14:11	78-93-3	
Carbon disulfide	ND	ug/L	10.0	1		12/21/11 14:11	75-15-0	
Carbon tetrachloride	ND	ug/L	5.0	1		12/21/11 14:11	56-23-5	
Chlorobenzene	ND	ug/L	5.0	1		12/21/11 14:11	108-90-7	
Chloroethane	ND	ug/L	5.0	1		12/21/11 14:11	75-00-3	
Chloroform	ND	ug/L	5.0	1		12/21/11 14:11	67-66-3	
Chloromethane	ND	ug/L	5.0	1		12/21/11 14:11	74-87-3	
Cyclohexane	ND	ug/L	100	1		12/21/11 14:11	110-82-7	N2
1,2-Dibromo-3-chloropropane	ND	ug/L	10.0	1		12/21/11 14:11	96-12-8	
Dibromochloromethane	ND	ug/L	5.0	1		12/21/11 14:11	124-48-1	
1,2-Dibromoethane (EDB)	ND	ug/L	5.0	1		12/21/11 14:11	106-93-4	
1,2-Dichlorobenzene	ND	ug/L	5.0	1		12/21/11 14:11	95-50-1	
1,3-Dichlorobenzene	ND	ug/L	5.0	1		12/21/11 14:11	541-73-1	
1,4-Dichlorobenzene	ND	ug/L	5.0	1		12/21/11 14:11	106-46-7	
Dichlorodifluoromethane	ND	ug/L	5.0	1		12/21/11 14:11	75-71-8	
1,1-Dichloroethane	ND	ug/L	5.0	1		12/21/11 14:11	75-34-3	
1,2-Dichloroethane	ND	ug/L	5.0	1		12/21/11 14:11	107-06-2	
1,1-Dichloroethene	ND	ug/L	5.0	1		12/21/11 14:11	75-35-4	
cis-1,2-Dichloroethene	ND	ug/L	5.0	1		12/21/11 14:11	156-59-2	
trans-1,2-Dichloroethene	ND	ug/L	5.0	1		12/21/11 14:11	156-60-5	
1,2-Dichloropropane	ND	ug/L	5.0	1		12/21/11 14:11	78-87-5	
cis-1,3-Dichloropropene	ND	ug/L	5.0	1		12/21/11 14:11	10061-01-5	
trans-1,3-Dichloropropene	ND	ug/L	5.0	1		12/21/11 14:11	10061-02-6	
1,4-Dioxane (p-Dioxane)	ND	ug/L	100	1		12/21/11 14:11	123-91-1	N2
Ethylbenzene	ND	ug/L	5.0	1		12/21/11 14:11	100-41-4	
2-Hexanone	ND	ug/L	25.0	1		12/21/11 14:11	591-78-6	
Isopropylbenzene (Cumene)	ND	ug/L	5.0	1		12/21/11 14:11	98-82-8	
Methyl acetate	ND	ug/L	50.0	1		12/21/11 14:11	79-20-9	N2
Methylcyclohexane	ND	ug/L	50.0	1		12/21/11 14:11	108-87-2	N2
Methylene Chloride	ND	ug/L	5.0	1		12/21/11 14:11	75-09-2	
4-Methyl-2-pentanone (MIBK)	ND	ug/L	25.0	1		12/21/11 14:11	108-10-1	
Methyl-tert-butyl ether	ND	ug/L	4.0	1		12/21/11 14:11	1634-04-4	
Styrene	ND	ug/L	5.0	1		12/21/11 14:11	100-42-5	
1,1,2,2-Tetrachloroethane	ND	ug/L	5.0	1		12/21/11 14:11	79-34-5	
Tetrachloroethene	ND	ug/L	5.0	1		12/21/11 14:11	127-18-4	
Toluene	ND	ug/L	5.0	1		12/21/11 14:11	108-88-3	
1,2,3-Trichlorobenzene	ND	ug/L	5.0	1		12/21/11 14:11	87-61-6	
1,2,4-Trichlorobenzene	ND	ug/L	5.0	1		12/21/11 14:11	120-82-1	
1,1,1-Trichloroethane	ND	ug/L	5.0	1		12/21/11 14:11	71-55-6	
1,1,2-Trichloroethane	ND	ug/L	5.0	1		12/21/11 14:11	79-00-5	

Date: 12/24/2011 05:57 AM

REPORT OF LABORATORY ANALYSIS

Page 8 of 22

This report shall not be reproduced, except in full,
without the written consent of Pace Analytical Services, Inc..

ANALYTICAL RESULTS

Project: West Vermont Street

Pace Project No.: 5055803

Sample: WVS-MWWES-01B-121211- Lab ID: 5055803003 Collected: 12/12/11 12:04 Received: 12/12/11 15:43 Matrix: Water
GW-DUP

Parameters	Results	Units	Report Limit	DF	Prepared	Analyzed	CAS No.	Qual
8260 MSV		Analytical Method: EPA 8260						
Trichloroethene	ND	ug/L	5.0	1		12/21/11 14:11	79-01-6	
Trichlorofluoromethane	ND	ug/L	5.0	1		12/21/11 14:11	75-69-4	
1,1,2-Trichlorotrifluoroethane	ND	ug/L	5.0	1		12/21/11 14:11	76-13-1	
Vinyl chloride	62.9	ug/L	2.0	1		12/21/11 14:11	75-01-4	
m&p-Xylene	ND	ug/L	5.0	1		12/21/11 14:11	179601-23-1	
o-Xylene	ND	ug/L	5.0	1		12/21/11 14:11	95-47-6	
Surrogates								
Dibromofluoromethane (S)	102 %.		83-123	1		12/21/11 14:11	1868-53-7	
4-Bromofluorobenzene (S)	100 %.		72-125	1		12/21/11 14:11	460-00-4	
Toluene-d8 (S)	97 %.		81-114	1		12/21/11 14:11	2037-26-5	

ANALYTICAL RESULTS

Project: West Vermont Street

Pace Project No.: 5055803

Sample: VVS-MWWES-01C-121211-GW **Lab ID:** 5055803004 Collected: 12/12/11 10:23 Received: 12/12/11 15:43 Matrix: Water

Parameters	Results	Units	Report Limit	DF	Prepared	Analyzed	CAS No.	Qual
8260 MSV		Analytical Method: EPA 8260						
Acetone	ND	ug/L	100	1		12/21/11 14:44	67-64-1	
Benzene	ND	ug/L	5.0	1		12/21/11 14:44	71-43-2	
Bromochloromethane	ND	ug/L	5.0	1		12/21/11 14:44	74-97-5	
Bromodichloromethane	ND	ug/L	5.0	1		12/21/11 14:44	75-27-4	
Bromoform	ND	ug/L	5.0	1		12/21/11 14:44	75-25-2	
Bromomethane	ND	ug/L	5.0	1		12/21/11 14:44	74-83-9	
2-Butanone (MEK)	ND	ug/L	25.0	1		12/21/11 14:44	78-93-3	
Carbon disulfide	ND	ug/L	10.0	1		12/21/11 14:44	75-15-0	
Carbon tetrachloride	ND	ug/L	5.0	1		12/21/11 14:44	56-23-5	
Chlorobenzene	ND	ug/L	5.0	1		12/21/11 14:44	108-90-7	
Chloroethane	ND	ug/L	5.0	1		12/21/11 14:44	75-00-3	
Chloroform	ND	ug/L	5.0	1		12/21/11 14:44	67-66-3	
Chloromethane	ND	ug/L	5.0	1		12/21/11 14:44	74-87-3	
Cyclohexane	ND	ug/L	100	1		12/21/11 14:44	110-82-7	N2
1,2-Dibromo-3-chloropropane	ND	ug/L	10.0	1		12/21/11 14:44	96-12-8	
Dibromochloromethane	ND	ug/L	5.0	1		12/21/11 14:44	124-48-1	
1,2-Dibromoethane (EDB)	ND	ug/L	5.0	1		12/21/11 14:44	106-93-4	
1,2-Dichlorobenzene	ND	ug/L	5.0	1		12/21/11 14:44	95-50-1	
1,3-Dichlorobenzene	ND	ug/L	5.0	1		12/21/11 14:44	541-73-1	
1,4-Dichlorobenzene	ND	ug/L	5.0	1		12/21/11 14:44	106-46-7	
Dichlorodifluoromethane	ND	ug/L	5.0	1		12/21/11 14:44	75-71-8	
1,1-Dichloroethane	ND	ug/L	5.0	1		12/21/11 14:44	75-34-3	
1,2-Dichloroethane	ND	ug/L	5.0	1		12/21/11 14:44	107-06-2	
1,1-Dichloroethene	ND	ug/L	5.0	1		12/21/11 14:44	75-35-4	
cis-1,2-Dichloroethene	ND	ug/L	5.0	1		12/21/11 14:44	156-59-2	
trans-1,2-Dichloroethene	ND	ug/L	5.0	1		12/21/11 14:44	156-60-5	
1,2-Dichloropropane	ND	ug/L	5.0	1		12/21/11 14:44	78-87-5	
cis-1,3-Dichloropropene	ND	ug/L	5.0	1		12/21/11 14:44	10061-01-5	
trans-1,3-Dichloropropene	ND	ug/L	5.0	1		12/21/11 14:44	10061-02-6	
1,4-Dioxane (p-Dioxane)	ND	ug/L	100	1		12/21/11 14:44	123-91-1	N2
Ethylbenzene	ND	ug/L	5.0	1		12/21/11 14:44	100-41-4	
2-Hexanone	ND	ug/L	25.0	1		12/21/11 14:44	591-78-6	
Isopropylbenzene (Cumene)	ND	ug/L	5.0	1		12/21/11 14:44	98-82-8	
Methyl acetate	ND	ug/L	50.0	1		12/21/11 14:44	79-20-9	N2
Methylcyclohexane	ND	ug/L	50.0	1		12/21/11 14:44	108-87-2	N2
Methylene Chloride	ND	ug/L	5.0	1		12/21/11 14:44	75-09-2	
4-Methyl-2-pentanone (MIBK)	ND	ug/L	25.0	1		12/21/11 14:44	108-10-1	
Methyl-tert-butyl ether	ND	ug/L	4.0	1		12/21/11 14:44	1634-04-4	
Styrene	ND	ug/L	5.0	1		12/21/11 14:44	100-42-5	
1,1,2,2-Tetrachloroethane	ND	ug/L	5.0	1		12/21/11 14:44	79-34-5	
Tetrachloroethene	ND	ug/L	5.0	1		12/21/11 14:44	127-18-4	
Toluene	ND	ug/L	5.0	1		12/21/11 14:44	108-88-3	
1,2,3-Trichlorobenzene	ND	ug/L	5.0	1		12/21/11 14:44	87-61-6	
1,2,4-Trichlorobenzene	ND	ug/L	5.0	1		12/21/11 14:44	120-82-1	
1,1,1-Trichloroethane	ND	ug/L	5.0	1		12/21/11 14:44	71-55-6	
1,1,2-Trichloroethane	ND	ug/L	5.0	1		12/21/11 14:44	79-00-5	

ANALYTICAL RESULTS

Project: West Vermont Street

Pace Project No.: 5055803

Sample: WVS-MWWES-01C-121211-GW **Lab ID:** 5055803004 Collected: 12/12/11 10:23 Received: 12/12/11 15:43 Matrix: Water

Parameters	Results	Units	Report Limit	DF	Prepared	Analyzed	CAS No.	Qual
8260 MSV		Analytical Method: EPA 8260						
Trichloroethene	ND	ug/L	5.0	1		12/21/11 14:44	79-01-6	
Trichlorofluoromethane	ND	ug/L	5.0	1		12/21/11 14:44	75-69-4	
1,1,2-Trichlorotrifluoroethane	ND	ug/L	5.0	1		12/21/11 14:44	76-13-1	
Vinyl chloride	15.0	ug/L	2.0	1		12/21/11 14:44	75-01-4	
m&p-Xylene	ND	ug/L	5.0	1		12/21/11 14:44	179601-23-1	
o-Xylene	ND	ug/L	5.0	1		12/21/11 14:44	95-47-6	
Surrogates								
Dibromofluoromethane (S)	102 %.		83-123	1		12/21/11 14:44	1868-53-7	
4-Bromofluorobenzene (S)	102 %.		72-125	1		12/21/11 14:44	460-00-4	
Toluene-d8 (S)	99 %.		81-114	1		12/21/11 14:44	2037-26-5	

ANALYTICAL RESULTS

Project: West Vermont Street

Pace Project No.: 5055803

Sample: WVS-MMWP-03S-120911-GW **Lab ID:** 5055803005 Collected: 12/09/11 17:25 Received: 12/12/11 15:43 Matrix: Water

Parameters	Results	Units	Report Limit	DF	Prepared	Analyzed	CAS No.	Qual
8260 MSV		Analytical Method: EPA 8260						
Acetone	ND	ug/L	100	1		12/21/11 15:18	67-64-1	
Benzene	ND	ug/L	5.0	1		12/21/11 15:18	71-43-2	
Bromochloromethane	ND	ug/L	5.0	1		12/21/11 15:18	74-97-5	
Bromodichloromethane	ND	ug/L	5.0	1		12/21/11 15:18	75-27-4	
Bromoform	ND	ug/L	5.0	1		12/21/11 15:18	75-25-2	
Bromomethane	ND	ug/L	5.0	1		12/21/11 15:18	74-83-9	
2-Butanone (MEK)	ND	ug/L	25.0	1		12/21/11 15:18	78-93-3	
Carbon disulfide	ND	ug/L	10.0	1		12/21/11 15:18	75-15-0	
Carbon tetrachloride	ND	ug/L	5.0	1		12/21/11 15:18	56-23-5	
Chlorobenzene	ND	ug/L	5.0	1		12/21/11 15:18	108-90-7	
Chloroethane	11.1	ug/L	5.0	1		12/21/11 15:18	75-00-3	
Chloroform	ND	ug/L	5.0	1		12/21/11 15:18	67-66-3	
Chloromethane	ND	ug/L	5.0	1		12/21/11 15:18	74-87-3	
Cyclohexane	ND	ug/L	100	1		12/21/11 15:18	110-82-7	N2
1,2-Dibromo-3-chloropropane	ND	ug/L	10.0	1		12/21/11 15:18	96-12-8	
Dibromochloromethane	ND	ug/L	5.0	1		12/21/11 15:18	124-48-1	
1,2-Dibromoethane (EDB)	ND	ug/L	5.0	1		12/21/11 15:18	106-93-4	
1,2-Dichlorobenzene	ND	ug/L	5.0	1		12/21/11 15:18	95-50-1	
1,3-Dichlorobenzene	ND	ug/L	5.0	1		12/21/11 15:18	541-73-1	
1,4-Dichlorobenzene	ND	ug/L	5.0	1		12/21/11 15:18	106-46-7	
Dichlorodifluoromethane	ND	ug/L	5.0	1		12/21/11 15:18	75-71-8	
1,1-Dichloroethane	ND	ug/L	5.0	1		12/21/11 15:18	75-34-3	
1,2-Dichloroethane	ND	ug/L	5.0	1		12/21/11 15:18	107-06-2	
1,1-Dichloroethene	ND	ug/L	5.0	1		12/21/11 15:18	75-35-4	
cis-1,2-Dichloroethene	31.0	ug/L	5.0	1		12/21/11 15:18	156-59-2	
trans-1,2-Dichloroethene	7.6	ug/L	5.0	1		12/21/11 15:18	156-60-5	
1,2-Dichloropropane	ND	ug/L	5.0	1		12/21/11 15:18	78-87-5	
cis-1,3-Dichloropropene	ND	ug/L	5.0	1		12/21/11 15:18	10061-01-5	
trans-1,3-Dichloropropene	ND	ug/L	5.0	1		12/21/11 15:18	10061-02-6	
1,4-Dioxane (p-Dioxane)	ND	ug/L	100	1		12/21/11 15:18	123-91-1	N2
Ethylbenzene	ND	ug/L	5.0	1		12/21/11 15:18	100-41-4	
2-Hexanone	ND	ug/L	25.0	1		12/21/11 15:18	591-78-6	
Isopropylbenzene (Cumene)	ND	ug/L	5.0	1		12/21/11 15:18	98-82-8	
Methyl acetate	ND	ug/L	50.0	1		12/21/11 15:18	79-20-9	N2
Methylcyclohexane	ND	ug/L	50.0	1		12/21/11 15:18	108-87-2	N2
Methylene Chloride	ND	ug/L	5.0	1		12/21/11 15:18	75-09-2	
4-Methyl-2-pentanone (MIBK)	ND	ug/L	25.0	1		12/21/11 15:18	108-10-1	
Methyl-tert-butyl ether	ND	ug/L	4.0	1		12/21/11 15:18	1634-04-4	
Styrene	ND	ug/L	5.0	1		12/21/11 15:18	100-42-5	
1,1,2,2-Tetrachloroethane	ND	ug/L	5.0	1		12/21/11 15:18	79-34-5	
Tetrachloroethene	ND	ug/L	5.0	1		12/21/11 15:18	127-18-4	
Toluene	ND	ug/L	5.0	1		12/21/11 15:18	108-88-3	
1,2,3-Trichlorobenzene	ND	ug/L	5.0	1		12/21/11 15:18	87-61-6	
1,2,4-Trichlorobenzene	ND	ug/L	5.0	1		12/21/11 15:18	120-82-1	
1,1,1-Trichloroethane	ND	ug/L	5.0	1		12/21/11 15:18	71-55-6	
1,1,2-Trichloroethane	ND	ug/L	5.0	1		12/21/11 15:18	79-00-5	

ANALYTICAL RESULTS

Project: West Vermont Street

Pace Project No.: 5055803

Sample: WVS-MMWP-03S-120911-GW **Lab ID:** 5055803005 Collected: 12/09/11 17:25 Received: 12/12/11 15:43 Matrix: Water

Parameters	Results	Units	Report Limit	DF	Prepared	Analyzed	CAS No.	Qual
8260 MSV		Analytical Method: EPA 8260						
Trichloroethene	ND	ug/L	5.0	1		12/21/11 15:18	79-01-6	
Trichlorofluoromethane	ND	ug/L	5.0	1		12/21/11 15:18	75-69-4	
1,1,2-Trichlorotrifluoroethane	ND	ug/L	5.0	1		12/21/11 15:18	76-13-1	
Vinyl chloride	347	ug/L	20.0	10		12/23/11 09:13	75-01-4	
m&p-Xylene	ND	ug/L	5.0	1		12/21/11 15:18	179601-23-1	
o-Xylene	ND	ug/L	5.0	1		12/21/11 15:18	95-47-6	
Surrogates								
Dibromofluoromethane (S)	103 %.		83-123	1		12/21/11 15:18	1868-53-7	
4-Bromofluorobenzene (S)	103 %.		72-125	1		12/21/11 15:18	460-00-4	
Toluene-d8 (S)	97 %.		81-114	1		12/21/11 15:18	2037-26-5	

ANALYTICAL RESULTS

Project: West Vermont Street

Pace Project No.: 5055803

Sample: WVS-MMWP-03D-120911-GW **Lab ID:** 5055803006 Collected: 12/09/11 16:08 Received: 12/12/11 15:43 Matrix: Water

Parameters	Results	Units	Report Limit	DF	Prepared	Analyzed	CAS No.	Qual
8260 MSV		Analytical Method: EPA 8260						
Acetone	ND	ug/L	100	1		12/21/11 16:03	67-64-1	
Benzene	ND	ug/L	5.0	1		12/21/11 16:03	71-43-2	
Bromochloromethane	ND	ug/L	5.0	1		12/21/11 16:03	74-97-5	
Bromodichloromethane	ND	ug/L	5.0	1		12/21/11 16:03	75-27-4	
Bromoform	ND	ug/L	5.0	1		12/21/11 16:03	75-25-2	
Bromomethane	ND	ug/L	5.0	1		12/21/11 16:03	74-83-9	
2-Butanone (MEK)	ND	ug/L	25.0	1		12/21/11 16:03	78-93-3	
Carbon disulfide	ND	ug/L	10.0	1		12/21/11 16:03	75-15-0	
Carbon tetrachloride	ND	ug/L	5.0	1		12/21/11 16:03	56-23-5	
Chlorobenzene	ND	ug/L	5.0	1		12/21/11 16:03	108-90-7	
Chloroethane	ND	ug/L	5.0	1		12/21/11 16:03	75-00-3	
Chloroform	ND	ug/L	5.0	1		12/21/11 16:03	67-66-3	
Chloromethane	ND	ug/L	5.0	1		12/21/11 16:03	74-87-3	
Cyclohexane	ND	ug/L	100	1		12/21/11 16:03	110-82-7	N2
1,2-Dibromo-3-chloropropane	ND	ug/L	10.0	1		12/21/11 16:03	96-12-8	
Dibromochloromethane	ND	ug/L	5.0	1		12/21/11 16:03	124-48-1	
1,2-Dibromoethane (EDB)	ND	ug/L	5.0	1		12/21/11 16:03	106-93-4	
1,2-Dichlorobenzene	ND	ug/L	5.0	1		12/21/11 16:03	95-50-1	
1,3-Dichlorobenzene	ND	ug/L	5.0	1		12/21/11 16:03	541-73-1	
1,4-Dichlorobenzene	ND	ug/L	5.0	1		12/21/11 16:03	106-46-7	
Dichlorodifluoromethane	ND	ug/L	5.0	1		12/21/11 16:03	75-71-8	
1,1-Dichloroethane	ND	ug/L	5.0	1		12/21/11 16:03	75-34-3	
1,2-Dichloroethane	ND	ug/L	5.0	1		12/21/11 16:03	107-06-2	
1,1-Dichloroethene	ND	ug/L	5.0	1		12/21/11 16:03	75-35-4	
cis-1,2-Dichloroethene	ND	ug/L	5.0	1		12/21/11 16:03	156-59-2	
trans-1,2-Dichloroethene	ND	ug/L	5.0	1		12/21/11 16:03	156-60-5	
1,2-Dichloropropane	ND	ug/L	5.0	1		12/21/11 16:03	78-87-5	
cis-1,3-Dichloropropene	ND	ug/L	5.0	1		12/21/11 16:03	10061-01-5	
trans-1,3-Dichloropropene	ND	ug/L	5.0	1		12/21/11 16:03	10061-02-6	
1,4-Dioxane (p-Dioxane)	ND	ug/L	100	1		12/21/11 16:03	123-91-1	N2
Ethylbenzene	ND	ug/L	5.0	1		12/21/11 16:03	100-41-4	
2-Hexanone	ND	ug/L	25.0	1		12/21/11 16:03	591-78-6	
Isopropylbenzene (Cumene)	ND	ug/L	5.0	1		12/21/11 16:03	98-82-8	
Methyl acetate	ND	ug/L	50.0	1		12/21/11 16:03	79-20-9	N2
Methylcyclohexane	ND	ug/L	50.0	1		12/21/11 16:03	108-87-2	N2
Methylene Chloride	ND	ug/L	5.0	1		12/21/11 16:03	75-09-2	
4-Methyl-2-pentanone (MIBK)	ND	ug/L	25.0	1		12/21/11 16:03	108-10-1	
Methyl-tert-butyl ether	ND	ug/L	4.0	1		12/21/11 16:03	1634-04-4	
Styrene	ND	ug/L	5.0	1		12/21/11 16:03	100-42-5	
1,1,2,2-Tetrachloroethane	ND	ug/L	5.0	1		12/21/11 16:03	79-34-5	
Tetrachloroethene	ND	ug/L	5.0	1		12/21/11 16:03	127-18-4	
Toluene	ND	ug/L	5.0	1		12/21/11 16:03	108-88-3	
1,2,3-Trichlorobenzene	ND	ug/L	5.0	1		12/21/11 16:03	87-61-6	
1,2,4-Trichlorobenzene	ND	ug/L	5.0	1		12/21/11 16:03	120-82-1	
1,1,1-Trichloroethane	ND	ug/L	5.0	1		12/21/11 16:03	71-55-6	
1,1,2-Trichloroethane	ND	ug/L	5.0	1		12/21/11 16:03	79-00-5	

ANALYTICAL RESULTS

Project: West Vermont Street

Pace Project No.: 5055803

Sample: WVS-MMWP-03D-120911-GW **Lab ID:** 5055803006 Collected: 12/09/11 16:08 Received: 12/12/11 15:43 Matrix: Water

Parameters	Results	Units	Report Limit	DF	Prepared	Analyzed	CAS No.	Qual
8260 MSV		Analytical Method: EPA 8260						
Trichloroethene	ND	ug/L	5.0	1		12/21/11 16:03	79-01-6	
Trichlorofluoromethane	ND	ug/L	5.0	1		12/21/11 16:03	75-69-4	
1,1,2-Trichlorotrifluoroethane	ND	ug/L	5.0	1		12/21/11 16:03	76-13-1	
Vinyl chloride	179	ug/L	2.0	1		12/21/11 16:03	75-01-4	
m&p-Xylene	ND	ug/L	5.0	1		12/21/11 16:03	179601-23-1	
o-Xylene	ND	ug/L	5.0	1		12/21/11 16:03	95-47-6	
Surrogates								
Dibromofluoromethane (S)	101 %.		83-123	1		12/21/11 16:03	1868-53-7	
4-Bromofluorobenzene (S)	100 %.		72-125	1		12/21/11 16:03	460-00-4	
Toluene-d8 (S)	101 %.		81-114	1		12/21/11 16:03	2037-26-5	

ANALYTICAL RESULTS

Project: West Vermont Street

Pace Project No.: 5055803

Sample: Trip Blank 2		Lab ID: 5055803007	Collected: 12/09/11 08:00	Received: 12/12/11 15:43	Matrix: Water			
Parameters	Results	Units	Report Limit	DF	Prepared	Analyzed	CAS No.	Qual
8260 MSV		Analytical Method: EPA 8260						
Acetone	ND	ug/L	100	1		12/21/11 16:36	67-64-1	
Benzene	ND	ug/L	5.0	1		12/21/11 16:36	71-43-2	
Bromochloromethane	ND	ug/L	5.0	1		12/21/11 16:36	74-97-5	
Bromodichloromethane	ND	ug/L	5.0	1		12/21/11 16:36	75-27-4	
Bromoform	ND	ug/L	5.0	1		12/21/11 16:36	75-25-2	
Bromomethane	ND	ug/L	5.0	1		12/21/11 16:36	74-83-9	
2-Butanone (MEK)	ND	ug/L	25.0	1		12/21/11 16:36	78-93-3	
Carbon disulfide	ND	ug/L	10.0	1		12/21/11 16:36	75-15-0	
Carbon tetrachloride	ND	ug/L	5.0	1		12/21/11 16:36	56-23-5	
Chlorobenzene	ND	ug/L	5.0	1		12/21/11 16:36	108-90-7	
Chloroethane	ND	ug/L	5.0	1		12/21/11 16:36	75-00-3	
Chloroform	ND	ug/L	5.0	1		12/21/11 16:36	67-66-3	
Chloromethane	ND	ug/L	5.0	1		12/21/11 16:36	74-87-3	
Cyclohexane	ND	ug/L	100	1		12/21/11 16:36	110-82-7	N2
1,2-Dibromo-3-chloropropane	ND	ug/L	10.0	1		12/21/11 16:36	96-12-8	
Dibromochloromethane	ND	ug/L	5.0	1		12/21/11 16:36	124-48-1	
1,2-Dibromoethane (EDB)	ND	ug/L	5.0	1		12/21/11 16:36	106-93-4	
1,2-Dichlorobenzene	ND	ug/L	5.0	1		12/21/11 16:36	95-50-1	
1,3-Dichlorobenzene	ND	ug/L	5.0	1		12/21/11 16:36	541-73-1	
1,4-Dichlorobenzene	ND	ug/L	5.0	1		12/21/11 16:36	106-46-7	
Dichlorodifluoromethane	ND	ug/L	5.0	1		12/21/11 16:36	75-71-8	
1,1-Dichloroethane	ND	ug/L	5.0	1		12/21/11 16:36	75-34-3	
1,2-Dichloroethane	ND	ug/L	5.0	1		12/21/11 16:36	107-06-2	
1,1-Dichloroethene	ND	ug/L	5.0	1		12/21/11 16:36	75-35-4	
cis-1,2-Dichloroethene	ND	ug/L	5.0	1		12/21/11 16:36	156-59-2	
trans-1,2-Dichloroethene	ND	ug/L	5.0	1		12/21/11 16:36	156-60-5	
1,2-Dichloropropane	ND	ug/L	5.0	1		12/21/11 16:36	78-87-5	
cis-1,3-Dichloropropene	ND	ug/L	5.0	1		12/21/11 16:36	10061-01-5	
trans-1,3-Dichloropropene	ND	ug/L	5.0	1		12/21/11 16:36	10061-02-6	
1,4-Dioxane (p-Dioxane)	ND	ug/L	100	1		12/21/11 16:36	123-91-1	N2
Ethylbenzene	ND	ug/L	5.0	1		12/21/11 16:36	100-41-4	
2-Hexanone	ND	ug/L	25.0	1		12/21/11 16:36	591-78-6	
Isopropylbenzene (Cumene)	ND	ug/L	5.0	1		12/21/11 16:36	98-82-8	
Methyl acetate	ND	ug/L	50.0	1		12/21/11 16:36	79-20-9	N2
Methylcyclohexane	ND	ug/L	50.0	1		12/21/11 16:36	108-87-2	N2
Methylene Chloride	ND	ug/L	5.0	1		12/21/11 16:36	75-09-2	
4-Methyl-2-pentanone (MIBK)	ND	ug/L	25.0	1		12/21/11 16:36	108-10-1	
Methyl-tert-butyl ether	ND	ug/L	4.0	1		12/21/11 16:36	1634-04-4	
Styrene	ND	ug/L	5.0	1		12/21/11 16:36	100-42-5	
1,1,2,2-Tetrachloroethane	ND	ug/L	5.0	1		12/21/11 16:36	79-34-5	
Tetrachloroethene	ND	ug/L	5.0	1		12/21/11 16:36	127-18-4	
Toluene	ND	ug/L	5.0	1		12/21/11 16:36	108-88-3	
1,2,3-Trichlorobenzene	ND	ug/L	5.0	1		12/21/11 16:36	87-61-6	
1,2,4-Trichlorobenzene	ND	ug/L	5.0	1		12/21/11 16:36	120-82-1	
1,1,1-Trichloroethane	ND	ug/L	5.0	1		12/21/11 16:36	71-55-6	
1,1,2-Trichloroethane	ND	ug/L	5.0	1		12/21/11 16:36	79-00-5	
Trichloroethene	ND	ug/L	5.0	1		12/21/11 16:36	79-01-6	

Date: 12/24/2011 05:57 AM

REPORT OF LABORATORY ANALYSIS

Page 16 of 22

This report shall not be reproduced, except in full,
without the written consent of Pace Analytical Services, Inc..

ANALYTICAL RESULTS

Project: West Vermont Street

Pace Project No.: 5055803

Sample: Trip Blank 2		Lab ID: 5055803007	Collected: 12/09/11 08:00	Received: 12/12/11 15:43	Matrix: Water			
Parameters	Results	Units	Report Limit	DF	Prepared	Analyzed	CAS No.	Qual
8260 MSV		Analytical Method: EPA 8260						
Trichlorofluoromethane	ND ug/L		5.0	1		12/21/11 16:36	75-69-4	
1,1,2-Trichlorotrifluoroethane	ND ug/L		5.0	1		12/21/11 16:36	76-13-1	
Vinyl chloride	ND ug/L		2.0	1		12/21/11 16:36	75-01-4	
m&p-Xylene	ND ug/L		5.0	1		12/21/11 16:36	179601-23-1	
o-Xylene	ND ug/L		5.0	1		12/21/11 16:36	95-47-6	
Surrogates								
Dibromofluoromethane (S)	98 %.		83-123	1		12/21/11 16:36	1868-53-7	
4-Bromofluorobenzene (S)	101 %.		72-125	1		12/21/11 16:36	460-00-4	
Toluene-d8 (S)	100 %.		81-114	1		12/21/11 16:36	2037-26-5	

ANALYTICAL RESULTS

Project: West Vermont Street

Pace Project No.: 5055804

Sample: WVS-MMWP05-120911-GW Lab ID: 5055804001 Collected: 12/09/11 16:05 Received: 12/12/11 15:40 Matrix: Water

Parameters	Results	Units	Report Limit	DF	Prepared	Analyzed	CAS No.	Qual
8260 MSV		Analytical Method: EPA 8260						
Acetone	ND	ug/L	100	1		12/21/11 13:56	67-64-1	
Benzene	ND	ug/L	5.0	1		12/21/11 13:56	71-43-2	
Bromochloromethane	ND	ug/L	5.0	1		12/21/11 13:56	74-97-5	
Bromodichloromethane	ND	ug/L	5.0	1		12/21/11 13:56	75-27-4	
Bromoform	ND	ug/L	5.0	1		12/21/11 13:56	75-25-2	
Bromomethane	ND	ug/L	5.0	1		12/21/11 13:56	74-83-9	
2-Butanone (MEK)	ND	ug/L	25.0	1		12/21/11 13:56	78-93-3	
Carbon disulfide	ND	ug/L	10.0	1		12/21/11 13:56	75-15-0	
Carbon tetrachloride	ND	ug/L	5.0	1		12/21/11 13:56	56-23-5	
Chlorobenzene	ND	ug/L	5.0	1		12/21/11 13:56	108-90-7	
Chloroethane	ND	ug/L	5.0	1		12/21/11 13:56	75-00-3	
Chloroform	ND	ug/L	5.0	1		12/21/11 13:56	67-66-3	
Chloromethane	ND	ug/L	5.0	1		12/21/11 13:56	74-87-3	
Cyclohexane	ND	ug/L	100	1		12/21/11 13:56	110-82-7	N2
1,2-Dibromo-3-chloropropane	ND	ug/L	10.0	1		12/21/11 13:56	96-12-8	
Dibromochloromethane	ND	ug/L	5.0	1		12/21/11 13:56	124-48-1	
1,2-Dibromoethane (EDB)	ND	ug/L	5.0	1		12/21/11 13:56	106-93-4	
1,2-Dichlorobenzene	ND	ug/L	5.0	1		12/21/11 13:56	95-50-1	
1,3-Dichlorobenzene	ND	ug/L	5.0	1		12/21/11 13:56	541-73-1	
1,4-Dichlorobenzene	ND	ug/L	5.0	1		12/21/11 13:56	106-46-7	
Dichlorodifluoromethane	ND	ug/L	5.0	1		12/21/11 13:56	75-71-8	
1,1-Dichloroethane	ND	ug/L	5.0	1		12/21/11 13:56	75-34-3	
1,2-Dichloroethane	ND	ug/L	5.0	1		12/21/11 13:56	107-06-2	
1,1-Dichloroethene	ND	ug/L	5.0	1		12/21/11 13:56	75-35-4	
cis-1,2-Dichloroethene	8.7	ug/L	5.0	1		12/21/11 13:56	156-59-2	
trans-1,2-Dichloroethene	ND	ug/L	5.0	1		12/21/11 13:56	156-60-5	
1,2-Dichloropropane	ND	ug/L	5.0	1		12/21/11 13:56	78-87-5	
cis-1,3-Dichloropropene	ND	ug/L	5.0	1		12/21/11 13:56	10061-01-5	
trans-1,3-Dichloropropene	ND	ug/L	5.0	1		12/21/11 13:56	10061-02-6	
1,4-Dioxane (p-Dioxane)	ND	ug/L	100	1		12/21/11 13:56	123-91-1	N2
Ethylbenzene	ND	ug/L	5.0	1		12/21/11 13:56	100-41-4	
2-Hexanone	ND	ug/L	25.0	1		12/21/11 13:56	591-78-6	
Isopropylbenzene (Cumene)	ND	ug/L	5.0	1		12/21/11 13:56	98-82-8	
Methyl acetate	ND	ug/L	50.0	1		12/21/11 13:56	79-20-9	N2
Methylcyclohexane	ND	ug/L	50.0	1		12/21/11 13:56	108-87-2	N2
Methylene Chloride	ND	ug/L	5.0	1		12/21/11 13:56	75-09-2	
4-Methyl-2-pentanone (MIBK)	ND	ug/L	25.0	1		12/21/11 13:56	108-10-1	
Methyl-tert-butyl ether	ND	ug/L	4.0	1		12/21/11 13:56	1634-04-4	
Styrene	ND	ug/L	5.0	1		12/21/11 13:56	100-42-5	
1,1,2,2-Tetrachloroethane	ND	ug/L	5.0	1		12/21/11 13:56	79-34-5	
Tetrachloroethene	ND	ug/L	5.0	1		12/21/11 13:56	127-18-4	
Toluene	ND	ug/L	5.0	1		12/21/11 13:56	108-88-3	
1,2,3-Trichlorobenzene	ND	ug/L	5.0	1		12/21/11 13:56	87-61-6	
1,2,4-Trichlorobenzene	ND	ug/L	5.0	1		12/21/11 13:56	120-82-1	
1,1,1-Trichloroethane	ND	ug/L	5.0	1		12/21/11 13:56	71-55-6	
1,1,2-Trichloroethane	ND	ug/L	5.0	1		12/21/11 13:56	79-00-5	
Trichloroethene	ND	ug/L	5.0	1		12/21/11 13:56	79-01-6	

Date: 12/24/2011 06:00 AM

REPORT OF LABORATORY ANALYSIS

Page 4 of 32

This report shall not be reproduced, except in full,
without the written consent of Pace Analytical Services, Inc..

ANALYTICAL RESULTS

Project: West Vermont Street

Pace Project No.: 5055804

Sample: WVS-MMWP05-120911-GW **Lab ID: 5055804001** Collected: 12/09/11 16:05 Received: 12/12/11 15:40 Matrix: Water

Parameters	Results	Units	Report Limit	DF	Prepared	Analyzed	CAS No.	Qual
8260 MSV		Analytical Method: EPA 8260						
Trichlorofluoromethane	ND	ug/L	5.0	1		12/21/11 13:56	75-69-4	
1,1,2-Trichlorotrifluoroethane	ND	ug/L	5.0	1		12/21/11 13:56	76-13-1	
Vinyl chloride	52.7	ug/L	2.0	1		12/21/11 13:56	75-01-4	
m&p-Xylene	ND	ug/L	5.0	1		12/21/11 13:56	179601-23-1	
o-Xylene	ND	ug/L	5.0	1		12/21/11 13:56	95-47-6	
Surrogates								
Dibromofluoromethane (S)	122 %.		83-123	1		12/21/11 13:56	1868-53-7	
4-Bromofluorobenzene (S)	102 %.		72-125	1		12/21/11 13:56	460-00-4	
Toluene-d8 (S)	97 %.		81-114	1		12/21/11 13:56	2037-26-5	

ANALYTICAL RESULTS

Project: West Vermont Street

Pace Project No.: 5055804

Sample: WVS-MMWP05-120911-GW-DP **Lab ID:** 5055804002 Collected: 12/09/11 16:08 Received: 12/12/11 15:40 Matrix: Water

Parameters	Results	Units	Report Limit	DF	Prepared	Analyzed	CAS No.	Qual
8260 MSV		Analytical Method: EPA 8260						
Acetone	ND	ug/L	100	1		12/21/11 14:30	67-64-1	
Benzene	ND	ug/L	5.0	1		12/21/11 14:30	71-43-2	
Bromochloromethane	ND	ug/L	5.0	1		12/21/11 14:30	74-97-5	
Bromodichloromethane	ND	ug/L	5.0	1		12/21/11 14:30	75-27-4	
Bromoform	ND	ug/L	5.0	1		12/21/11 14:30	75-25-2	
Bromomethane	ND	ug/L	5.0	1		12/21/11 14:30	74-83-9	
2-Butanone (MEK)	ND	ug/L	25.0	1		12/21/11 14:30	78-93-3	
Carbon disulfide	ND	ug/L	10.0	1		12/21/11 14:30	75-15-0	
Carbon tetrachloride	ND	ug/L	5.0	1		12/21/11 14:30	56-23-5	
Chlorobenzene	ND	ug/L	5.0	1		12/21/11 14:30	108-90-7	
Chloroethane	ND	ug/L	5.0	1		12/21/11 14:30	75-00-3	
Chloroform	ND	ug/L	5.0	1		12/21/11 14:30	67-66-3	
Chloromethane	ND	ug/L	5.0	1		12/21/11 14:30	74-87-3	
Cyclohexane	ND	ug/L	100	1		12/21/11 14:30	110-82-7	N2
1,2-Dibromo-3-chloropropane	ND	ug/L	10.0	1		12/21/11 14:30	96-12-8	
Dibromochloromethane	ND	ug/L	5.0	1		12/21/11 14:30	124-48-1	
1,2-Dibromoethane (EDB)	ND	ug/L	5.0	1		12/21/11 14:30	106-93-4	
1,2-Dichlorobenzene	ND	ug/L	5.0	1		12/21/11 14:30	95-50-1	
1,3-Dichlorobenzene	ND	ug/L	5.0	1		12/21/11 14:30	541-73-1	
1,4-Dichlorobenzene	ND	ug/L	5.0	1		12/21/11 14:30	106-46-7	
Dichlorodifluoromethane	ND	ug/L	5.0	1		12/21/11 14:30	75-71-8	
1,1-Dichloroethane	ND	ug/L	5.0	1		12/21/11 14:30	75-34-3	
1,2-Dichloroethane	ND	ug/L	5.0	1		12/21/11 14:30	107-06-2	
1,1-Dichloroethene	ND	ug/L	5.0	1		12/21/11 14:30	75-35-4	
cis-1,2-Dichloroethene	8.1	ug/L	5.0	1		12/21/11 14:30	156-59-2	
trans-1,2-Dichloroethene	ND	ug/L	5.0	1		12/21/11 14:30	156-60-5	
1,2-Dichloropropane	ND	ug/L	5.0	1		12/21/11 14:30	78-87-5	
cis-1,3-Dichloropropene	ND	ug/L	5.0	1		12/21/11 14:30	10061-01-5	
trans-1,3-Dichloropropene	ND	ug/L	5.0	1		12/21/11 14:30	10061-02-6	
1,4-Dioxane (p-Dioxane)	ND	ug/L	100	1		12/21/11 14:30	123-91-1	N2
Ethylbenzene	ND	ug/L	5.0	1		12/21/11 14:30	100-41-4	
2-Hexanone	ND	ug/L	25.0	1		12/21/11 14:30	591-78-6	
Isopropylbenzene (Cumene)	ND	ug/L	5.0	1		12/21/11 14:30	98-82-8	
Methyl acetate	ND	ug/L	50.0	1		12/21/11 14:30	79-20-9	N2
Methylcyclohexane	ND	ug/L	50.0	1		12/21/11 14:30	108-87-2	N2
Methylene Chloride	ND	ug/L	5.0	1		12/21/11 14:30	75-09-2	
4-Methyl-2-pentanone (MIBK)	ND	ug/L	25.0	1		12/21/11 14:30	108-10-1	
Methyl-tert-butyl ether	ND	ug/L	4.0	1		12/21/11 14:30	1634-04-4	
Styrene	ND	ug/L	5.0	1		12/21/11 14:30	100-42-5	
1,1,2,2-Tetrachloroethane	ND	ug/L	5.0	1		12/21/11 14:30	79-34-5	
Tetrachloroethene	ND	ug/L	5.0	1		12/21/11 14:30	127-18-4	
Toluene	ND	ug/L	5.0	1		12/21/11 14:30	108-88-3	
1,2,3-Trichlorobenzene	ND	ug/L	5.0	1		12/21/11 14:30	87-61-6	
1,2,4-Trichlorobenzene	ND	ug/L	5.0	1		12/21/11 14:30	120-82-1	
1,1,1-Trichloroethane	ND	ug/L	5.0	1		12/21/11 14:30	71-55-6	
1,1,2-Trichloroethane	ND	ug/L	5.0	1		12/21/11 14:30	79-00-5	

Date: 12/24/2011 06:00 AM

REPORT OF LABORATORY ANALYSIS

Page 6 of 32

This report shall not be reproduced, except in full,
without the written consent of Pace Analytical Services, Inc..

ANALYTICAL RESULTS

Project: West Vermont Street

Pace Project No.: 5055804

Sample: WVS-MMWP05-120911-GW-DP **Lab ID:** 5055804002 Collected: 12/09/11 16:08 Received: 12/12/11 15:40 Matrix: Water

Parameters	Results	Units	Report Limit	DF	Prepared	Analyzed	CAS No.	Qual
8260 MSV		Analytical Method: EPA 8260						
Trichloroethene	ND	ug/L	5.0	1		12/21/11 14:30	79-01-6	
Trichlorofluoromethane	ND	ug/L	5.0	1		12/21/11 14:30	75-69-4	
1,1,2-Trichlorotrifluoroethane	ND	ug/L	5.0	1		12/21/11 14:30	76-13-1	
Vinyl chloride	53.9	ug/L	2.0	1		12/21/11 14:30	75-01-4	
m&p-Xylene	ND	ug/L	5.0	1		12/21/11 14:30	179601-23-1	
o-Xylene	ND	ug/L	5.0	1		12/21/11 14:30	95-47-6	
Surrogates								
Dibromofluoromethane (S)	120	%.	83-123	1		12/21/11 14:30	1868-53-7	
4-Bromofluorobenzene (S)	103	%.	72-125	1		12/21/11 14:30	460-00-4	
Toluene-d8 (S)	97	%.	81-114	1		12/21/11 14:30	2037-26-5	

ANALYTICAL RESULTS

Project: West Vermont Street

Pace Project No.: 5055804

Sample: **WVS-MMWP06-120911-GW** Lab ID: **5055804003** Collected: 12/09/11 17:15 Received: 12/12/11 15:40 Matrix: Water

Parameters	Results	Units	Report Limit	DF	Prepared	Analyzed	CAS No.	Qual
8260 MSV		Analytical Method: EPA 8260						
Acetone	ND	ug/L	1000	10		12/21/11 15:03	67-64-1	
Benzene	ND	ug/L	50.0	10		12/21/11 15:03	71-43-2	1d,D4
Bromochloromethane	ND	ug/L	50.0	10		12/21/11 15:03	74-97-5	
Bromodichloromethane	ND	ug/L	50.0	10		12/21/11 15:03	75-27-4	
Bromoform	ND	ug/L	50.0	10		12/21/11 15:03	75-25-2	
Bromomethane	ND	ug/L	50.0	10		12/21/11 15:03	74-83-9	
2-Butanone (MEK)	ND	ug/L	250	10		12/21/11 15:03	78-93-3	
Carbon disulfide	ND	ug/L	100	10		12/21/11 15:03	75-15-0	
Carbon tetrachloride	ND	ug/L	50.0	10		12/21/11 15:03	56-23-5	
Chlorobenzene	ND	ug/L	50.0	10		12/21/11 15:03	108-90-7	
Chloroethane	ND	ug/L	50.0	10		12/21/11 15:03	75-00-3	
Chloroform	ND	ug/L	50.0	10		12/21/11 15:03	67-66-3	
Chloromethane	ND	ug/L	50.0	10		12/21/11 15:03	74-87-3	
Cyclohexane	ND	ug/L	1000	10		12/21/11 15:03	110-82-7	N2
1,2-Dibromo-3-chloropropane	ND	ug/L	100	10		12/21/11 15:03	96-12-8	
Dibromochloromethane	ND	ug/L	50.0	10		12/21/11 15:03	124-48-1	
1,2-Dibromoethane (EDB)	ND	ug/L	50.0	10		12/21/11 15:03	106-93-4	
1,2-Dichlorobenzene	ND	ug/L	50.0	10		12/21/11 15:03	95-50-1	
1,3-Dichlorobenzene	ND	ug/L	50.0	10		12/21/11 15:03	541-73-1	
1,4-Dichlorobenzene	ND	ug/L	50.0	10		12/21/11 15:03	106-46-7	
Dichlorodifluoromethane	ND	ug/L	50.0	10		12/21/11 15:03	75-71-8	
1,1-Dichloroethane	ND	ug/L	50.0	10		12/21/11 15:03	75-34-3	
1,2-Dichloroethane	ND	ug/L	50.0	10		12/21/11 15:03	107-06-2	
1,1-Dichloroethene	ND	ug/L	50.0	10		12/21/11 15:03	75-35-4	
cis-1,2-Dichloroethene	7710	ug/L	500	100		12/21/11 15:48	156-59-2	
trans-1,2-Dichloroethene	60.0	ug/L	50.0	10		12/21/11 15:03	156-60-5	
1,2-Dichloropropane	ND	ug/L	50.0	10		12/21/11 15:03	78-87-5	
cis-1,3-Dichloropropene	ND	ug/L	50.0	10		12/21/11 15:03	10061-01-5	
trans-1,3-Dichloropropene	ND	ug/L	50.0	10		12/21/11 15:03	10061-02-6	
1,4-Dioxane (p-Dioxane)	ND	ug/L	1000	10		12/21/11 15:03	123-91-1	N2
Ethylbenzene	ND	ug/L	50.0	10		12/21/11 15:03	100-41-4	
2-Hexanone	ND	ug/L	250	10		12/21/11 15:03	591-78-6	
Isopropylbenzene (Cumene)	ND	ug/L	50.0	10		12/21/11 15:03	98-82-8	
Methyl acetate	ND	ug/L	500	10		12/21/11 15:03	79-20-9	N2
Methylcyclohexane	ND	ug/L	500	10		12/21/11 15:03	108-87-2	N2
Methylene Chloride	ND	ug/L	50.0	10		12/21/11 15:03	75-09-2	
4-Methyl-2-pentanone (MIBK)	ND	ug/L	250	10		12/21/11 15:03	108-10-1	
Methyl-tert-butyl ether	ND	ug/L	40.0	10		12/21/11 15:03	1634-04-4	
Styrene	ND	ug/L	50.0	10		12/21/11 15:03	100-42-5	
1,1,2,2-Tetrachloroethane	ND	ug/L	50.0	10		12/21/11 15:03	79-34-5	
Tetrachloroethene	ND	ug/L	50.0	10		12/21/11 15:03	127-18-4	
Toluene	ND	ug/L	50.0	10		12/21/11 15:03	108-88-3	
1,2,3-Trichlorobenzene	ND	ug/L	50.0	10		12/21/11 15:03	87-61-6	
1,2,4-Trichlorobenzene	ND	ug/L	50.0	10		12/21/11 15:03	120-82-1	
1,1,1-Trichloroethane	ND	ug/L	50.0	10		12/21/11 15:03	71-55-6	
1,1,2-Trichloroethane	ND	ug/L	50.0	10		12/21/11 15:03	79-00-5	
Trichloroethene	ND	ug/L	50.0	10		12/21/11 15:03	79-01-6	

Date: 12/24/2011 06:00 AM

REPORT OF LABORATORY ANALYSIS

Page 8 of 32

This report shall not be reproduced, except in full,
without the written consent of Pace Analytical Services, Inc..

ANALYTICAL RESULTS

Project: West Vermont Street

Pace Project No.: 5055804

Sample: WVS-MMWP06-120911-GW Lab ID: 5055804003 Collected: 12/09/11 17:15 Received: 12/12/11 15:40 Matrix: Water								
Parameters	Results	Units	Report Limit	DF	Prepared	Analyzed	CAS No.	Qual
8260 MSV		Analytical Method: EPA 8260						
Trichlorofluoromethane	ND	ug/L	50.0	10		12/21/11 15:03	75-69-4	
1,1,2-Trichlorotrifluoroethane	ND	ug/L	50.0	10		12/21/11 15:03	76-13-1	
Vinyl chloride	10500	ug/L	200	100		12/21/11 15:48	75-01-4	
m&p-Xylene	ND	ug/L	50.0	10		12/21/11 15:03	179601-23-1	
o-Xylene	ND	ug/L	50.0	10		12/21/11 15:03	95-47-6	
Surrogates								
Dibromofluoromethane (S)	115	%	83-123	10		12/21/11 15:03	1868-53-7	
4-Bromofluorobenzene (S)	102	%	72-125	10		12/21/11 15:03	460-00-4	
Toluene-d8 (S)	98	%	81-114	10		12/21/11 15:03	2037-26-5	

ANALYTICAL RESULTS

Project: West Vermont Street

Pace Project No.: 5055804

Sample: **WVS-MMWP02-120911-GW** Lab ID: **5055804004** Collected: 12/09/11 18:10 Received: 12/12/11 15:40 Matrix: Water

Parameters	Results	Units	Report Limit	DF	Prepared	Analyzed	CAS No.	Qual
8260 MSV		Analytical Method: EPA 8260						
Acetone	ND	ug/L	100	1		12/21/11 16:22	67-64-1	
Benzene	ND	ug/L	5.0	1		12/21/11 16:22	71-43-2	
Bromochloromethane	ND	ug/L	5.0	1		12/21/11 16:22	74-97-5	
Bromodichloromethane	ND	ug/L	5.0	1		12/21/11 16:22	75-27-4	
Bromoform	ND	ug/L	5.0	1		12/21/11 16:22	75-25-2	
Bromomethane	ND	ug/L	5.0	1		12/21/11 16:22	74-83-9	
2-Butanone (MEK)	ND	ug/L	25.0	1		12/21/11 16:22	78-93-3	
Carbon disulfide	ND	ug/L	10.0	1		12/21/11 16:22	75-15-0	
Carbon tetrachloride	ND	ug/L	5.0	1		12/21/11 16:22	56-23-5	
Chlorobenzene	ND	ug/L	5.0	1		12/21/11 16:22	108-90-7	
Chloroethane	ND	ug/L	5.0	1		12/21/11 16:22	75-00-3	
Chloroform	ND	ug/L	5.0	1		12/21/11 16:22	67-66-3	
Chloromethane	ND	ug/L	5.0	1		12/21/11 16:22	74-87-3	
Cyclohexane	ND	ug/L	100	1		12/21/11 16:22	110-82-7	N2
1,2-Dibromo-3-chloropropane	ND	ug/L	10.0	1		12/21/11 16:22	96-12-8	
Dibromochloromethane	ND	ug/L	5.0	1		12/21/11 16:22	124-48-1	
1,2-Dibromoethane (EDB)	ND	ug/L	5.0	1		12/21/11 16:22	106-93-4	
1,2-Dichlorobenzene	ND	ug/L	5.0	1		12/21/11 16:22	95-50-1	
1,3-Dichlorobenzene	ND	ug/L	5.0	1		12/21/11 16:22	541-73-1	
1,4-Dichlorobenzene	ND	ug/L	5.0	1		12/21/11 16:22	106-46-7	
Dichlorodifluoromethane	ND	ug/L	5.0	1		12/21/11 16:22	75-71-8	
1,1-Dichloroethane	ND	ug/L	5.0	1		12/21/11 16:22	75-34-3	
1,2-Dichloroethane	ND	ug/L	5.0	1		12/21/11 16:22	107-06-2	
1,1-Dichloroethene	ND	ug/L	5.0	1		12/21/11 16:22	75-35-4	
cis-1,2-Dichloroethene	50.0	ug/L	5.0	1		12/21/11 16:22	156-59-2	
trans-1,2-Dichloroethene	ND	ug/L	5.0	1		12/21/11 16:22	156-60-5	
1,2-Dichloropropane	ND	ug/L	5.0	1		12/21/11 16:22	78-87-5	
cis-1,3-Dichloropropene	ND	ug/L	5.0	1		12/21/11 16:22	10061-01-5	
trans-1,3-Dichloropropene	ND	ug/L	5.0	1		12/21/11 16:22	10061-02-6	
1,4-Dioxane (p-Dioxane)	ND	ug/L	100	1		12/21/11 16:22	123-91-1	N2
Ethylbenzene	ND	ug/L	5.0	1		12/21/11 16:22	100-41-4	
2-Hexanone	ND	ug/L	25.0	1		12/21/11 16:22	591-78-6	
Isopropylbenzene (Cumene)	ND	ug/L	5.0	1		12/21/11 16:22	98-82-8	
Methyl acetate	ND	ug/L	50.0	1		12/21/11 16:22	79-20-9	N2
Methylcyclohexane	ND	ug/L	50.0	1		12/21/11 16:22	108-87-2	N2
Methylene Chloride	ND	ug/L	5.0	1		12/21/11 16:22	75-09-2	
4-Methyl-2-pentanone (MIBK)	ND	ug/L	25.0	1		12/21/11 16:22	108-10-1	
Methyl-tert-butyl ether	ND	ug/L	4.0	1		12/21/11 16:22	1634-04-4	
Styrene	ND	ug/L	5.0	1		12/21/11 16:22	100-42-5	
1,1,2,2-Tetrachloroethane	ND	ug/L	5.0	1		12/21/11 16:22	79-34-5	
Tetrachloroethene	35.6	ug/L	5.0	1		12/21/11 16:22	127-18-4	
Toluene	ND	ug/L	5.0	1		12/21/11 16:22	108-88-3	
1,2,3-Trichlorobenzene	ND	ug/L	5.0	1		12/21/11 16:22	87-61-6	
1,2,4-Trichlorobenzene	ND	ug/L	5.0	1		12/21/11 16:22	120-82-1	
1,1,1-Trichloroethane	ND	ug/L	5.0	1		12/21/11 16:22	71-55-6	
1,1,2-Trichloroethane	ND	ug/L	5.0	1		12/21/11 16:22	79-00-5	
Trichloroethene	ND	ug/L	5.0	1		12/21/11 16:22	79-01-6	

Date: 12/24/2011 06:00 AM

REPORT OF LABORATORY ANALYSIS

Page 10 of 32

This report shall not be reproduced, except in full,
without the written consent of Pace Analytical Services, Inc..

ANALYTICAL RESULTS

Project: West Vermont Street

Pace Project No.: 5055804

Sample: **WVS-MMWP02-120911-GW** Lab ID: **5055804004** Collected: 12/09/11 18:10 Received: 12/12/11 15:40 Matrix: Water

Parameters	Results	Units	Report Limit	DF	Prepared	Analyzed	CAS No.	Qual
8260 MSV		Analytical Method: EPA 8260						
Trichlorofluoromethane	ND	ug/L	5.0	1		12/21/11 16:22	75-69-4	
1,1,2-Trichlorotrifluoroethane	ND	ug/L	5.0	1		12/21/11 16:22	76-13-1	
Vinyl chloride	724	ug/L	20.0	10		12/22/11 22:03	75-01-4	
m&p-Xylene	ND	ug/L	5.0	1		12/21/11 16:22	179601-23-1	
o-Xylene	ND	ug/L	5.0	1		12/21/11 16:22	95-47-6	
Surrogates								
Dibromofluoromethane (S)	117 %.		83-123	1		12/21/11 16:22	1868-53-7	
4-Bromofluorobenzene (S)	103 %.		72-125	1		12/21/11 16:22	460-00-4	
Toluene-d8 (S)	99 %.		81-114	1		12/21/11 16:22	2037-26-5	

ANALYTICAL RESULTS

Project: West Vermont Street

Pace Project No.: 5055804

Sample: **WVS-MMES02a-121211-GW** Lab ID: **5055804005** Collected: 12/12/11 09:10 Received: 12/12/11 15:40 Matrix: Water

Parameters	Results	Units	Report Limit	DF	Prepared	Analyzed	CAS No.	Qual
8260 MSV		Analytical Method: EPA 8260						
Acetone	ND	ug/L	100	1		12/21/11 16:55	67-64-1	
Benzene	ND	ug/L	5.0	1		12/21/11 16:55	71-43-2	
Bromochloromethane	ND	ug/L	5.0	1		12/21/11 16:55	74-97-5	
Bromodichloromethane	ND	ug/L	5.0	1		12/21/11 16:55	75-27-4	
Bromoform	ND	ug/L	5.0	1		12/21/11 16:55	75-25-2	
Bromomethane	ND	ug/L	5.0	1		12/21/11 16:55	74-83-9	
2-Butanone (MEK)	ND	ug/L	25.0	1		12/21/11 16:55	78-93-3	
Carbon disulfide	ND	ug/L	10.0	1		12/21/11 16:55	75-15-0	
Carbon tetrachloride	ND	ug/L	5.0	1		12/21/11 16:55	56-23-5	
Chlorobenzene	ND	ug/L	5.0	1		12/21/11 16:55	108-90-7	
Chloroethane	ND	ug/L	5.0	1		12/21/11 16:55	75-00-3	
Chloroform	ND	ug/L	5.0	1		12/21/11 16:55	67-66-3	
Chloromethane	ND	ug/L	5.0	1		12/21/11 16:55	74-87-3	
Cyclohexane	ND	ug/L	100	1		12/21/11 16:55	110-82-7	N2
1,2-Dibromo-3-chloropropane	ND	ug/L	10.0	1		12/21/11 16:55	96-12-8	
Dibromochloromethane	ND	ug/L	5.0	1		12/21/11 16:55	124-48-1	
1,2-Dibromoethane (EDB)	ND	ug/L	5.0	1		12/21/11 16:55	106-93-4	
1,2-Dichlorobenzene	ND	ug/L	5.0	1		12/21/11 16:55	95-50-1	
1,3-Dichlorobenzene	ND	ug/L	5.0	1		12/21/11 16:55	541-73-1	
1,4-Dichlorobenzene	ND	ug/L	5.0	1		12/21/11 16:55	106-46-7	
Dichlorodifluoromethane	ND	ug/L	5.0	1		12/21/11 16:55	75-71-8	
1,1-Dichloroethane	ND	ug/L	5.0	1		12/21/11 16:55	75-34-3	
1,2-Dichloroethane	ND	ug/L	5.0	1		12/21/11 16:55	107-06-2	
1,1-Dichloroethene	ND	ug/L	5.0	1		12/21/11 16:55	75-35-4	
cis-1,2-Dichloroethene	11.4	ug/L	5.0	1		12/21/11 16:55	156-59-2	
trans-1,2-Dichloroethene	ND	ug/L	5.0	1		12/21/11 16:55	156-60-5	
1,2-Dichloropropane	ND	ug/L	5.0	1		12/21/11 16:55	78-87-5	
cis-1,3-Dichloropropene	ND	ug/L	5.0	1		12/21/11 16:55	10061-01-5	
trans-1,3-Dichloropropene	ND	ug/L	5.0	1		12/21/11 16:55	10061-02-6	
1,4-Dioxane (p-Dioxane)	ND	ug/L	100	1		12/21/11 16:55	123-91-1	N2
Ethylbenzene	ND	ug/L	5.0	1		12/21/11 16:55	100-41-4	
2-Hexanone	ND	ug/L	25.0	1		12/21/11 16:55	591-78-6	
Isopropylbenzene (Cumene)	ND	ug/L	5.0	1		12/21/11 16:55	98-82-8	
Methyl acetate	ND	ug/L	50.0	1		12/21/11 16:55	79-20-9	N2
Methylcyclohexane	ND	ug/L	50.0	1		12/21/11 16:55	108-87-2	N2
Methylene Chloride	ND	ug/L	5.0	1		12/21/11 16:55	75-09-2	
4-Methyl-2-pentanone (MIBK)	ND	ug/L	25.0	1		12/21/11 16:55	108-10-1	
Methyl-tert-butyl ether	ND	ug/L	4.0	1		12/21/11 16:55	1634-04-4	
Styrene	ND	ug/L	5.0	1		12/21/11 16:55	100-42-5	
1,1,2,2-Tetrachloroethane	ND	ug/L	5.0	1		12/21/11 16:55	79-34-5	
Tetrachloroethene	ND	ug/L	5.0	1		12/21/11 16:55	127-18-4	
Toluene	ND	ug/L	5.0	1		12/21/11 16:55	108-88-3	
1,2,3-Trichlorobenzene	ND	ug/L	5.0	1		12/21/11 16:55	87-61-6	
1,2,4-Trichlorobenzene	ND	ug/L	5.0	1		12/21/11 16:55	120-82-1	
1,1,1-Trichloroethane	ND	ug/L	5.0	1		12/21/11 16:55	71-55-6	
1,1,2-Trichloroethane	ND	ug/L	5.0	1		12/21/11 16:55	79-00-5	
Trichloroethene	ND	ug/L	5.0	1		12/21/11 16:55	79-01-6	

Date: 12/24/2011 06:00 AM

REPORT OF LABORATORY ANALYSIS

Page 12 of 32

This report shall not be reproduced, except in full,
without the written consent of Pace Analytical Services, Inc..

ANALYTICAL RESULTS

Project: West Vermont Street

Pace Project No.: 5055804

Sample: WVS-MMES02a-121211-GW **Lab ID: 5055804005** Collected: 12/12/11 09:10 Received: 12/12/11 15:40 Matrix: Water

Parameters	Results	Units	Report Limit	DF	Prepared	Analyzed	CAS No.	Qual
8260 MSV		Analytical Method: EPA 8260						
Trichlorofluoromethane	ND	ug/L	5.0	1		12/21/11 16:55	75-69-4	
1,1,2-Trichlorotrifluoroethane	ND	ug/L	5.0	1		12/21/11 16:55	76-13-1	
Vinyl chloride	ND	ug/L	2.0	1		12/21/11 16:55	75-01-4	
m&p-Xylene	ND	ug/L	5.0	1		12/21/11 16:55	179601-23-1	
o-Xylene	ND	ug/L	5.0	1		12/21/11 16:55	95-47-6	
Surrogates								
Dibromofluoromethane (S)	115 %.		83-123	1		12/21/11 16:55	1868-53-7	
4-Bromofluorobenzene (S)	99 %.		72-125	1		12/21/11 16:55	460-00-4	
Toluene-d8 (S)	99 %.		81-114	1		12/21/11 16:55	2037-26-5	

ANALYTICAL RESULTS

Project: West Vermont Street

Pace Project No.: 5055804

Sample: WVS-MMES02b-121211-GW **Lab ID:** 5055804006 Collected: 12/12/11 10:25 Received: 12/12/11 15:40 Matrix: Water

Parameters	Results	Units	Report Limit	DF	Prepared	Analyzed	CAS No.	Qual
8260 MSV		Analytical Method: EPA 8260						
Acetone	ND	ug/L	100	1		12/22/11 02:24	67-64-1	
Benzene	ND	ug/L	5.0	1		12/22/11 02:24	71-43-2	
Bromochloromethane	ND	ug/L	5.0	1		12/22/11 02:24	74-97-5	
Bromodichloromethane	ND	ug/L	5.0	1		12/22/11 02:24	75-27-4	
Bromoform	ND	ug/L	5.0	1		12/22/11 02:24	75-25-2	
Bromomethane	ND	ug/L	5.0	1		12/22/11 02:24	74-83-9	
2-Butanone (MEK)	ND	ug/L	25.0	1		12/22/11 02:24	78-93-3	
Carbon disulfide	ND	ug/L	10.0	1		12/22/11 02:24	75-15-0	
Carbon tetrachloride	ND	ug/L	5.0	1		12/22/11 02:24	56-23-5	
Chlorobenzene	ND	ug/L	5.0	1		12/22/11 02:24	108-90-7	
Chloroethane	ND	ug/L	5.0	1		12/22/11 02:24	75-00-3	
Chloroform	ND	ug/L	5.0	1		12/22/11 02:24	67-66-3	
Chloromethane	ND	ug/L	5.0	1		12/22/11 02:24	74-87-3	
Cyclohexane	ND	ug/L	100	1		12/22/11 02:24	110-82-7	N2
1,2-Dibromo-3-chloropropane	ND	ug/L	10.0	1		12/22/11 02:24	96-12-8	
Dibromochloromethane	ND	ug/L	5.0	1		12/22/11 02:24	124-48-1	
1,2-Dibromoethane (EDB)	ND	ug/L	5.0	1		12/22/11 02:24	106-93-4	
1,2-Dichlorobenzene	ND	ug/L	5.0	1		12/22/11 02:24	95-50-1	
1,3-Dichlorobenzene	ND	ug/L	5.0	1		12/22/11 02:24	541-73-1	
1,4-Dichlorobenzene	ND	ug/L	5.0	1		12/22/11 02:24	106-46-7	
Dichlorodifluoromethane	ND	ug/L	5.0	1		12/22/11 02:24	75-71-8	
1,1-Dichloroethane	ND	ug/L	5.0	1		12/22/11 02:24	75-34-3	
1,2-Dichloroethane	ND	ug/L	5.0	1		12/22/11 02:24	107-06-2	
1,1-Dichloroethene	ND	ug/L	5.0	1		12/22/11 02:24	75-35-4	
cis-1,2-Dichloroethene	ND	ug/L	5.0	1		12/22/11 02:24	156-59-2	
trans-1,2-Dichloroethene	ND	ug/L	5.0	1		12/22/11 02:24	156-60-5	
1,2-Dichloropropane	ND	ug/L	5.0	1		12/22/11 02:24	78-87-5	
cis-1,3-Dichloropropene	ND	ug/L	5.0	1		12/22/11 02:24	10061-01-5	
trans-1,3-Dichloropropene	ND	ug/L	5.0	1		12/22/11 02:24	10061-02-6	
1,4-Dioxane (p-Dioxane)	ND	ug/L	100	1		12/22/11 02:24	123-91-1	N2
Ethylbenzene	ND	ug/L	5.0	1		12/22/11 02:24	100-41-4	
2-Hexanone	ND	ug/L	25.0	1		12/22/11 02:24	591-78-6	
Isopropylbenzene (Cumene)	ND	ug/L	5.0	1		12/22/11 02:24	98-82-8	
Methyl acetate	ND	ug/L	50.0	1		12/22/11 02:24	79-20-9	N2
Methylcyclohexane	ND	ug/L	50.0	1		12/22/11 02:24	108-87-2	N2
Methylene Chloride	ND	ug/L	5.0	1		12/22/11 02:24	75-09-2	
4-Methyl-2-pentanone (MIBK)	ND	ug/L	25.0	1		12/22/11 02:24	108-10-1	
Methyl-tert-butyl ether	ND	ug/L	4.0	1		12/22/11 02:24	1634-04-4	
Styrene	ND	ug/L	5.0	1		12/22/11 02:24	100-42-5	
1,1,2,2-Tetrachloroethane	ND	ug/L	5.0	1		12/22/11 02:24	79-34-5	
Tetrachloroethene	ND	ug/L	5.0	1		12/22/11 02:24	127-18-4	
Toluene	ND	ug/L	5.0	1		12/22/11 02:24	108-88-3	
1,2,3-Trichlorobenzene	ND	ug/L	5.0	1		12/22/11 02:24	87-61-6	
1,2,4-Trichlorobenzene	ND	ug/L	5.0	1		12/22/11 02:24	120-82-1	
1,1,1-Trichloroethane	ND	ug/L	5.0	1		12/22/11 02:24	71-55-6	
1,1,2-Trichloroethane	ND	ug/L	5.0	1		12/22/11 02:24	79-00-5	

ANALYTICAL RESULTS

Project: West Vermont Street

Pace Project No.: 5055804

Sample: WVS-MMES02b-121211-GW **Lab ID:** 5055804006 Collected: 12/12/11 10:25 Received: 12/12/11 15:40 Matrix: Water

Parameters	Results	Units	Report Limit	DF	Prepared	Analyzed	CAS No.	Qual
8260 MSV		Analytical Method: EPA 8260						
Trichloroethene	ND	ug/L	5.0	1		12/22/11 02:24	79-01-6	
Trichlorofluoromethane	ND	ug/L	5.0	1		12/22/11 02:24	75-69-4	
1,1,2-Trichlorotrifluoroethane	ND	ug/L	5.0	1		12/22/11 02:24	76-13-1	
Vinyl chloride	17.9	ug/L	2.0	1		12/22/11 02:24	75-01-4	
m&p-Xylene	ND	ug/L	5.0	1		12/22/11 02:24	179601-23-1	
o-Xylene	ND	ug/L	5.0	1		12/22/11 02:24	95-47-6	
Surrogates								
Dibromofluoromethane (S)	117 %.		83-123	1		12/22/11 02:24	1868-53-7	
4-Bromofluorobenzene (S)	103 %.		72-125	1		12/22/11 02:24	460-00-4	
Toluene-d8 (S)	99 %.		81-114	1		12/22/11 02:24	2037-26-5	

ANALYTICAL RESULTS

Project: West Vermont Street

Pace Project No.: 5055804

Sample: WVS-MMES02c-121211-GW **Lab ID: 5055804007** Collected: 12/12/11 11:55 Received: 12/12/11 15:40 Matrix: Water

Parameters	Results	Units	Report Limit	DF	Prepared	Analyzed	CAS No.	Qual
8260 MSV		Analytical Method: EPA 8260						
Acetone	ND	ug/L	100	1		12/22/11 02:58	67-64-1	
Benzene	ND	ug/L	5.0	1		12/22/11 02:58	71-43-2	
Bromochloromethane	ND	ug/L	5.0	1		12/22/11 02:58	74-97-5	
Bromodichloromethane	ND	ug/L	5.0	1		12/22/11 02:58	75-27-4	
Bromoform	ND	ug/L	5.0	1		12/22/11 02:58	75-25-2	
Bromomethane	ND	ug/L	5.0	1		12/22/11 02:58	74-83-9	
2-Butanone (MEK)	ND	ug/L	25.0	1		12/22/11 02:58	78-93-3	
Carbon disulfide	ND	ug/L	10.0	1		12/22/11 02:58	75-15-0	
Carbon tetrachloride	ND	ug/L	5.0	1		12/22/11 02:58	56-23-5	
Chlorobenzene	ND	ug/L	5.0	1		12/22/11 02:58	108-90-7	
Chloroethane	ND	ug/L	5.0	1		12/22/11 02:58	75-00-3	
Chloroform	ND	ug/L	5.0	1		12/22/11 02:58	67-66-3	
Chloromethane	ND	ug/L	5.0	1		12/22/11 02:58	74-87-3	
Cyclohexane	ND	ug/L	100	1		12/22/11 02:58	110-82-7	N2
1,2-Dibromo-3-chloropropane	ND	ug/L	10.0	1		12/22/11 02:58	96-12-8	
Dibromochloromethane	ND	ug/L	5.0	1		12/22/11 02:58	124-48-1	
1,2-Dibromoethane (EDB)	ND	ug/L	5.0	1		12/22/11 02:58	106-93-4	
1,2-Dichlorobenzene	ND	ug/L	5.0	1		12/22/11 02:58	95-50-1	
1,3-Dichlorobenzene	ND	ug/L	5.0	1		12/22/11 02:58	541-73-1	
1,4-Dichlorobenzene	ND	ug/L	5.0	1		12/22/11 02:58	106-46-7	
Dichlorodifluoromethane	ND	ug/L	5.0	1		12/22/11 02:58	75-71-8	
1,1-Dichloroethane	ND	ug/L	5.0	1		12/22/11 02:58	75-34-3	
1,2-Dichloroethane	ND	ug/L	5.0	1		12/22/11 02:58	107-06-2	
1,1-Dichloroethene	ND	ug/L	5.0	1		12/22/11 02:58	75-35-4	
cis-1,2-Dichloroethene	ND	ug/L	5.0	1		12/22/11 02:58	156-59-2	
trans-1,2-Dichloroethene	ND	ug/L	5.0	1		12/22/11 02:58	156-60-5	
1,2-Dichloropropane	ND	ug/L	5.0	1		12/22/11 02:58	78-87-5	
cis-1,3-Dichloropropene	ND	ug/L	5.0	1		12/22/11 02:58	10061-01-5	
trans-1,3-Dichloropropene	ND	ug/L	5.0	1		12/22/11 02:58	10061-02-6	
1,4-Dioxane (p-Dioxane)	ND	ug/L	100	1		12/22/11 02:58	123-91-1	N2
Ethylbenzene	ND	ug/L	5.0	1		12/22/11 02:58	100-41-4	
2-Hexanone	ND	ug/L	25.0	1		12/22/11 02:58	591-78-6	
Isopropylbenzene (Cumene)	ND	ug/L	5.0	1		12/22/11 02:58	98-82-8	
Methyl acetate	ND	ug/L	50.0	1		12/22/11 02:58	79-20-9	N2
Methylcyclohexane	ND	ug/L	50.0	1		12/22/11 02:58	108-87-2	N2
Methylene Chloride	ND	ug/L	5.0	1		12/22/11 02:58	75-09-2	
4-Methyl-2-pentanone (MIBK)	ND	ug/L	25.0	1		12/22/11 02:58	108-10-1	
Methyl-tert-butyl ether	ND	ug/L	4.0	1		12/22/11 02:58	1634-04-4	
Styrene	ND	ug/L	5.0	1		12/22/11 02:58	100-42-5	
1,1,2,2-Tetrachloroethane	ND	ug/L	5.0	1		12/22/11 02:58	79-34-5	
Tetrachloroethene	ND	ug/L	5.0	1		12/22/11 02:58	127-18-4	
Toluene	ND	ug/L	5.0	1		12/22/11 02:58	108-88-3	
1,2,3-Trichlorobenzene	ND	ug/L	5.0	1		12/22/11 02:58	87-61-6	
1,2,4-Trichlorobenzene	ND	ug/L	5.0	1		12/22/11 02:58	120-82-1	
1,1,1-Trichloroethane	ND	ug/L	5.0	1		12/22/11 02:58	71-55-6	
1,1,2-Trichloroethane	ND	ug/L	5.0	1		12/22/11 02:58	79-00-5	
Trichloroethene	ND	ug/L	5.0	1		12/22/11 02:58	79-01-6	

Date: 12/24/2011 06:00 AM

REPORT OF LABORATORY ANALYSIS

Page 16 of 32

This report shall not be reproduced, except in full,
without the written consent of Pace Analytical Services, Inc..

ANALYTICAL RESULTS

Project: West Vermont Street

Pace Project No.: 5055804

Sample: **WVS-MMES02c-121211-GW** Lab ID: **5055804007** Collected: 12/12/11 11:55 Received: 12/12/11 15:40 Matrix: Water

Parameters	Results	Units	Report Limit	DF	Prepared	Analyzed	CAS No.	Qual
8260 MSV		Analytical Method: EPA 8260						
Trichlorofluoromethane	ND	ug/L	5.0	1		12/22/11 02:58	75-69-4	
1,1,2-Trichlorotrifluoroethane	ND	ug/L	5.0	1		12/22/11 02:58	76-13-1	
Vinyl chloride	2.1	ug/L	2.0	1		12/22/11 02:58	75-01-4	
m&p-Xylene	ND	ug/L	5.0	1		12/22/11 02:58	179601-23-1	
o-Xylene	ND	ug/L	5.0	1		12/22/11 02:58	95-47-6	
Surrogates								
Dibromofluoromethane (S)	114	%	83-123	1		12/22/11 02:58	1868-53-7	
4-Bromofluorobenzene (S)	101	%	72-125	1		12/22/11 02:58	460-00-4	
Toluene-d8 (S)	99	%	81-114	1		12/22/11 02:58	2037-26-5	

ANALYTICAL RESULTS

Project: West Vermont Street

Pace Project No.: 5055804

Sample: WVS-4031cossell-121211-GW **Lab ID:** 5055804008 Collected: 12/12/11 13:30 Received: 12/12/11 15:40 Matrix: Water

Parameters	Results	Units	Report Limit	DF	Prepared	Analyzed	CAS No.	Qual
8260 MSV		Analytical Method: EPA 8260						
Acetone	ND	ug/L	100	1		12/22/11 03:31	67-64-1	
Benzene	ND	ug/L	5.0	1		12/22/11 03:31	71-43-2	
Bromochloromethane	ND	ug/L	5.0	1		12/22/11 03:31	74-97-5	
Bromodichloromethane	ND	ug/L	5.0	1		12/22/11 03:31	75-27-4	
Bromoform	ND	ug/L	5.0	1		12/22/11 03:31	75-25-2	
Bromomethane	ND	ug/L	5.0	1		12/22/11 03:31	74-83-9	
2-Butanone (MEK)	ND	ug/L	25.0	1		12/22/11 03:31	78-93-3	
Carbon disulfide	ND	ug/L	10.0	1		12/22/11 03:31	75-15-0	
Carbon tetrachloride	ND	ug/L	5.0	1		12/22/11 03:31	56-23-5	
Chlorobenzene	ND	ug/L	5.0	1		12/22/11 03:31	108-90-7	
Chloroethane	ND	ug/L	5.0	1		12/22/11 03:31	75-00-3	
Chloroform	ND	ug/L	5.0	1		12/22/11 03:31	67-66-3	
Chloromethane	ND	ug/L	5.0	1		12/22/11 03:31	74-87-3	
Cyclohexane	ND	ug/L	100	1		12/22/11 03:31	110-82-7	N2
1,2-Dibromo-3-chloropropane	ND	ug/L	10.0	1		12/22/11 03:31	96-12-8	
Dibromochloromethane	ND	ug/L	5.0	1		12/22/11 03:31	124-48-1	
1,2-Dibromoethane (EDB)	ND	ug/L	5.0	1		12/22/11 03:31	106-93-4	
1,2-Dichlorobenzene	ND	ug/L	5.0	1		12/22/11 03:31	95-50-1	
1,3-Dichlorobenzene	ND	ug/L	5.0	1		12/22/11 03:31	541-73-1	
1,4-Dichlorobenzene	ND	ug/L	5.0	1		12/22/11 03:31	106-46-7	
Dichlorodifluoromethane	ND	ug/L	5.0	1		12/22/11 03:31	75-71-8	
1,1-Dichloroethane	ND	ug/L	5.0	1		12/22/11 03:31	75-34-3	
1,2-Dichloroethane	ND	ug/L	5.0	1		12/22/11 03:31	107-06-2	
1,1-Dichloroethene	ND	ug/L	5.0	1		12/22/11 03:31	75-35-4	
cis-1,2-Dichloroethene	ND	ug/L	5.0	1		12/22/11 03:31	156-59-2	
trans-1,2-Dichloroethene	ND	ug/L	5.0	1		12/22/11 03:31	156-60-5	
1,2-Dichloropropane	ND	ug/L	5.0	1		12/22/11 03:31	78-87-5	
cis-1,3-Dichloropropene	ND	ug/L	5.0	1		12/22/11 03:31	10061-01-5	
trans-1,3-Dichloropropene	ND	ug/L	5.0	1		12/22/11 03:31	10061-02-6	
1,4-Dioxane (p-Dioxane)	ND	ug/L	100	1		12/22/11 03:31	123-91-1	N2
Ethylbenzene	ND	ug/L	5.0	1		12/22/11 03:31	100-41-4	
2-Hexanone	ND	ug/L	25.0	1		12/22/11 03:31	591-78-6	
Isopropylbenzene (Cumene)	ND	ug/L	5.0	1		12/22/11 03:31	98-82-8	
Methyl acetate	ND	ug/L	50.0	1		12/22/11 03:31	79-20-9	N2
Methylcyclohexane	ND	ug/L	50.0	1		12/22/11 03:31	108-87-2	N2
Methylene Chloride	ND	ug/L	5.0	1		12/22/11 03:31	75-09-2	
4-Methyl-2-pentanone (MIBK)	ND	ug/L	25.0	1		12/22/11 03:31	108-10-1	
Methyl-tert-butyl ether	ND	ug/L	4.0	1		12/22/11 03:31	1634-04-4	
Styrene	ND	ug/L	5.0	1		12/22/11 03:31	100-42-5	
1,1,2,2-Tetrachloroethane	ND	ug/L	5.0	1		12/22/11 03:31	79-34-5	
Tetrachloroethene	ND	ug/L	5.0	1		12/22/11 03:31	127-18-4	
Toluene	ND	ug/L	5.0	1		12/22/11 03:31	108-88-3	
1,2,3-Trichlorobenzene	ND	ug/L	5.0	1		12/22/11 03:31	87-61-6	
1,2,4-Trichlorobenzene	ND	ug/L	5.0	1		12/22/11 03:31	120-82-1	
1,1,1-Trichloroethane	ND	ug/L	5.0	1		12/22/11 03:31	71-55-6	
1,1,2-Trichloroethane	ND	ug/L	5.0	1		12/22/11 03:31	79-00-5	

ANALYTICAL RESULTS

Project: West Vermont Street

Pace Project No.: 5055804

Sample: WVS-4031cossell-121211-
GW **Lab ID:** 5055804008 Collected: 12/12/11 13:30 Received: 12/12/11 15:40 Matrix: Water

Parameters	Results	Units	Report Limit	DF	Prepared	Analyzed	CAS No.	Qual
8260 MSV		Analytical Method: EPA 8260						
Trichloroethene	ND	ug/L	5.0	1		12/22/11 03:31	79-01-6	
Trichlorofluoromethane	ND	ug/L	5.0	1		12/22/11 03:31	75-69-4	
1,1,2-Trichlorotrifluoroethane	ND	ug/L	5.0	1		12/22/11 03:31	76-13-1	
Vinyl chloride	ND	ug/L	2.0	1		12/22/11 03:31	75-01-4	
m&p-Xylene	ND	ug/L	5.0	1		12/22/11 03:31	179601-23-1	
o-Xylene	ND	ug/L	5.0	1		12/22/11 03:31	95-47-6	
Surrogates								
Dibromofluoromethane (S)	113 %.		83-123	1		12/22/11 03:31	1868-53-7	
4-Bromofluorobenzene (S)	100 %.		72-125	1		12/22/11 03:31	460-00-4	
Toluene-d8 (S)	98 %.		81-114	1		12/22/11 03:31	2037-26-5	

ANALYTICAL RESULTS

Project: West Vermont Street

Pace Project No.: 5055804

Sample: WVS-4031cossell-121211-GW-DP **Lab ID:** 5055804009 Collected: 12/12/11 13:33 Received: 12/12/11 15:40 Matrix: Water

Parameters	Results	Units	Report Limit	DF	Prepared	Analyzed	CAS No.	Qual
8260 MSV		Analytical Method: EPA 8260						
Acetone	ND	ug/L	100	1		12/22/11 04:05	67-64-1	
Benzene	ND	ug/L	5.0	1		12/22/11 04:05	71-43-2	
Bromochloromethane	ND	ug/L	5.0	1		12/22/11 04:05	74-97-5	
Bromodichloromethane	ND	ug/L	5.0	1		12/22/11 04:05	75-27-4	
Bromoform	ND	ug/L	5.0	1		12/22/11 04:05	75-25-2	
Bromomethane	ND	ug/L	5.0	1		12/22/11 04:05	74-83-9	
2-Butanone (MEK)	ND	ug/L	25.0	1		12/22/11 04:05	78-93-3	
Carbon disulfide	ND	ug/L	10.0	1		12/22/11 04:05	75-15-0	
Carbon tetrachloride	ND	ug/L	5.0	1		12/22/11 04:05	56-23-5	
Chlorobenzene	ND	ug/L	5.0	1		12/22/11 04:05	108-90-7	
Chloroethane	ND	ug/L	5.0	1		12/22/11 04:05	75-00-3	
Chloroform	ND	ug/L	5.0	1		12/22/11 04:05	67-66-3	
Chloromethane	ND	ug/L	5.0	1		12/22/11 04:05	74-87-3	
Cyclohexane	ND	ug/L	100	1		12/22/11 04:05	110-82-7	N2
1,2-Dibromo-3-chloropropane	ND	ug/L	10.0	1		12/22/11 04:05	96-12-8	
Dibromochloromethane	ND	ug/L	5.0	1		12/22/11 04:05	124-48-1	
1,2-Dibromoethane (EDB)	ND	ug/L	5.0	1		12/22/11 04:05	106-93-4	
1,2-Dichlorobenzene	ND	ug/L	5.0	1		12/22/11 04:05	95-50-1	
1,3-Dichlorobenzene	ND	ug/L	5.0	1		12/22/11 04:05	541-73-1	
1,4-Dichlorobenzene	ND	ug/L	5.0	1		12/22/11 04:05	106-46-7	
Dichlorodifluoromethane	ND	ug/L	5.0	1		12/22/11 04:05	75-71-8	
1,1-Dichloroethane	ND	ug/L	5.0	1		12/22/11 04:05	75-34-3	
1,2-Dichloroethane	ND	ug/L	5.0	1		12/22/11 04:05	107-06-2	
1,1-Dichloroethene	ND	ug/L	5.0	1		12/22/11 04:05	75-35-4	
cis-1,2-Dichloroethene	ND	ug/L	5.0	1		12/22/11 04:05	156-59-2	
trans-1,2-Dichloroethene	ND	ug/L	5.0	1		12/22/11 04:05	156-60-5	
1,2-Dichloropropane	ND	ug/L	5.0	1		12/22/11 04:05	78-87-5	
cis-1,3-Dichloropropene	ND	ug/L	5.0	1		12/22/11 04:05	10061-01-5	
trans-1,3-Dichloropropene	ND	ug/L	5.0	1		12/22/11 04:05	10061-02-6	
1,4-Dioxane (p-Dioxane)	ND	ug/L	100	1		12/22/11 04:05	123-91-1	N2
Ethylbenzene	ND	ug/L	5.0	1		12/22/11 04:05	100-41-4	
2-Hexanone	ND	ug/L	25.0	1		12/22/11 04:05	591-78-6	
Isopropylbenzene (Cumene)	ND	ug/L	5.0	1		12/22/11 04:05	98-82-8	
Methyl acetate	ND	ug/L	50.0	1		12/22/11 04:05	79-20-9	N2
Methylcyclohexane	ND	ug/L	50.0	1		12/22/11 04:05	108-87-2	N2
Methylene Chloride	ND	ug/L	5.0	1		12/22/11 04:05	75-09-2	
4-Methyl-2-pentanone (MIBK)	ND	ug/L	25.0	1		12/22/11 04:05	108-10-1	
Methyl-tert-butyl ether	ND	ug/L	4.0	1		12/22/11 04:05	1634-04-4	
Styrene	ND	ug/L	5.0	1		12/22/11 04:05	100-42-5	
1,1,2,2-Tetrachloroethane	ND	ug/L	5.0	1		12/22/11 04:05	79-34-5	
Tetrachloroethene	ND	ug/L	5.0	1		12/22/11 04:05	127-18-4	
Toluene	ND	ug/L	5.0	1		12/22/11 04:05	108-88-3	
1,2,3-Trichlorobenzene	ND	ug/L	5.0	1		12/22/11 04:05	87-61-6	
1,2,4-Trichlorobenzene	ND	ug/L	5.0	1		12/22/11 04:05	120-82-1	
1,1,1-Trichloroethane	ND	ug/L	5.0	1		12/22/11 04:05	71-55-6	
1,1,2-Trichloroethane	ND	ug/L	5.0	1		12/22/11 04:05	79-00-5	

ANALYTICAL RESULTS

Project: West Vermont Street

Pace Project No.: 5055804

Sample: WVS-4031cossell-121211-
GW-DP **Lab ID:** 5055804009 Collected: 12/12/11 13:33 Received: 12/12/11 15:40 Matrix: Water

Parameters	Results	Units	Report Limit	DF	Prepared	Analyzed	CAS No.	Qual
8260 MSV		Analytical Method: EPA 8260						
Trichloroethene	ND	ug/L	5.0	1		12/22/11 04:05	79-01-6	
Trichlorofluoromethane	ND	ug/L	5.0	1		12/22/11 04:05	75-69-4	
1,1,2-Trichlorotrifluoroethane	ND	ug/L	5.0	1		12/22/11 04:05	76-13-1	
Vinyl chloride	ND	ug/L	2.0	1		12/22/11 04:05	75-01-4	
m&p-Xylene	ND	ug/L	5.0	1		12/22/11 04:05	179601-23-1	
o-Xylene	ND	ug/L	5.0	1		12/22/11 04:05	95-47-6	
Surrogates								
Dibromofluoromethane (S)	117 %.		83-123	1		12/22/11 04:05	1868-53-7	
4-Bromofluorobenzene (S)	101 %.		72-125	1		12/22/11 04:05	460-00-4	
Toluene-d8 (S)	98 %.		81-114	1		12/22/11 04:05	2037-26-5	

ANALYTICAL RESULTS

Project: West Vermont Street

Pace Project No.: 5055804

Sample: Trip Blank 1		Lab ID: 5055804010	Collected: 12/12/11 08:00	Received: 12/12/11 15:40	Matrix: Water				
Parameters	Results	Units	Report Limit	DF	Prepared	Analyzed	CAS No.	Qual	
8260 MSV		Analytical Method: EPA 8260							
Acetone	ND	ug/L	100	1		12/22/11 04:38	67-64-1		
Benzene	ND	ug/L	5.0	1		12/22/11 04:38	71-43-2		
Bromochloromethane	ND	ug/L	5.0	1		12/22/11 04:38	74-97-5		
Bromodichloromethane	ND	ug/L	5.0	1		12/22/11 04:38	75-27-4		
Bromoform	ND	ug/L	5.0	1		12/22/11 04:38	75-25-2		
Bromomethane	ND	ug/L	5.0	1		12/22/11 04:38	74-83-9		
2-Butanone (MEK)	ND	ug/L	25.0	1		12/22/11 04:38	78-93-3		
Carbon disulfide	ND	ug/L	10.0	1		12/22/11 04:38	75-15-0		
Carbon tetrachloride	ND	ug/L	5.0	1		12/22/11 04:38	56-23-5		
Chlorobenzene	ND	ug/L	5.0	1		12/22/11 04:38	108-90-7		
Chloroethane	ND	ug/L	5.0	1		12/22/11 04:38	75-00-3		
Chloroform	ND	ug/L	5.0	1		12/22/11 04:38	67-66-3		
Chloromethane	ND	ug/L	5.0	1		12/22/11 04:38	74-87-3		
Cyclohexane	ND	ug/L	100	1		12/22/11 04:38	110-82-7	N2	
1,2-Dibromo-3-chloropropane	ND	ug/L	10.0	1		12/22/11 04:38	96-12-8		
Dibromochloromethane	ND	ug/L	5.0	1		12/22/11 04:38	124-48-1		
1,2-Dibromoethane (EDB)	ND	ug/L	5.0	1		12/22/11 04:38	106-93-4		
1,2-Dichlorobenzene	ND	ug/L	5.0	1		12/22/11 04:38	95-50-1		
1,3-Dichlorobenzene	ND	ug/L	5.0	1		12/22/11 04:38	541-73-1		
1,4-Dichlorobenzene	ND	ug/L	5.0	1		12/22/11 04:38	106-46-7		
Dichlorodifluoromethane	ND	ug/L	5.0	1		12/22/11 04:38	75-71-8		
1,1-Dichloroethane	ND	ug/L	5.0	1		12/22/11 04:38	75-34-3		
1,2-Dichloroethane	ND	ug/L	5.0	1		12/22/11 04:38	107-06-2		
1,1-Dichloroethene	ND	ug/L	5.0	1		12/22/11 04:38	75-35-4		
cis-1,2-Dichloroethene	ND	ug/L	5.0	1		12/22/11 04:38	156-59-2		
trans-1,2-Dichloroethene	ND	ug/L	5.0	1		12/22/11 04:38	156-60-5		
1,2-Dichloropropane	ND	ug/L	5.0	1		12/22/11 04:38	78-87-5		
cis-1,3-Dichloropropene	ND	ug/L	5.0	1		12/22/11 04:38	10061-01-5		
trans-1,3-Dichloropropene	ND	ug/L	5.0	1		12/22/11 04:38	10061-02-6		
1,4-Dioxane (p-Dioxane)	ND	ug/L	100	1		12/22/11 04:38	123-91-1	N2	
Ethylbenzene	ND	ug/L	5.0	1		12/22/11 04:38	100-41-4		
2-Hexanone	ND	ug/L	25.0	1		12/22/11 04:38	591-78-6		
Isopropylbenzene (Cumene)	ND	ug/L	5.0	1		12/22/11 04:38	98-82-8		
Methyl acetate	ND	ug/L	50.0	1		12/22/11 04:38	79-20-9	N2	
Methylcyclohexane	ND	ug/L	50.0	1		12/22/11 04:38	108-87-2	N2	
Methylene Chloride	ND	ug/L	5.0	1		12/22/11 04:38	75-09-2		
4-Methyl-2-pentanone (MIBK)	ND	ug/L	25.0	1		12/22/11 04:38	108-10-1		
Methyl-tert-butyl ether	ND	ug/L	4.0	1		12/22/11 04:38	1634-04-4		
Styrene	ND	ug/L	5.0	1		12/22/11 04:38	100-42-5		
1,1,2,2-Tetrachloroethane	ND	ug/L	5.0	1		12/22/11 04:38	79-34-5		
Tetrachloroethene	ND	ug/L	5.0	1		12/22/11 04:38	127-18-4		
Toluene	ND	ug/L	5.0	1		12/22/11 04:38	108-88-3		
1,2,3-Trichlorobenzene	ND	ug/L	5.0	1		12/22/11 04:38	87-61-6		
1,2,4-Trichlorobenzene	ND	ug/L	5.0	1		12/22/11 04:38	120-82-1		
1,1,1-Trichloroethane	ND	ug/L	5.0	1		12/22/11 04:38	71-55-6		
1,1,2-Trichloroethane	ND	ug/L	5.0	1		12/22/11 04:38	79-00-5		
Trichloroethene	ND	ug/L	5.0	1		12/22/11 04:38	79-01-6		

Date: 12/24/2011 06:00 AM

REPORT OF LABORATORY ANALYSIS

Page 22 of 32

This report shall not be reproduced, except in full,
without the written consent of Pace Analytical Services, Inc..

ANALYTICAL RESULTS

Project: West Vermont Street

Pace Project No.: 5055804

Sample: Trip Blank 1		Lab ID: 5055804010	Collected: 12/12/11 08:00	Received: 12/12/11 15:40	Matrix: Water			
Parameters	Results	Units	Report Limit	DF	Prepared	Analyzed	CAS No.	Qual
8260 MSV		Analytical Method: EPA 8260						
Trichlorofluoromethane	ND	ug/L	5.0	1		12/22/11 04:38	75-69-4	
1,1,2-Trichlorotrifluoroethane	ND	ug/L	5.0	1		12/22/11 04:38	76-13-1	
Vinyl chloride	ND	ug/L	2.0	1		12/22/11 04:38	75-01-4	
m&p-Xylene	ND	ug/L	5.0	1		12/22/11 04:38	179601-23-1	
o-Xylene	ND	ug/L	5.0	1		12/22/11 04:38	95-47-6	
Surrogates								
Dibromofluoromethane (S)	117 %.		83-123	1		12/22/11 04:38	1868-53-7	
4-Bromofluorobenzene (S)	100 %.		72-125	1		12/22/11 04:38	460-00-4	
Toluene-d8 (S)	99 %.		81-114	1		12/22/11 04:38	2037-26-5	

QUALIFIERS

Project: West Vermont Street

Pace Project No.: 5055804

DEFINITIONS

DF - Dilution Factor, if reported, represents the factor applied to the reported data due to changes in sample preparation, dilution of the sample aliquot, or moisture content.

ND - Not Detected at or above adjusted reporting limit.

J - Estimated concentration above the adjusted method detection limit and below the adjusted reporting limit.

MDL - Adjusted Method Detection Limit.

S - Surrogate

1,2-Diphenylhydrazine (8270 listed analyte) decomposes to Azobenzene.

Consistent with EPA guidelines, unrounded data are displayed and have been used to calculate % recovery and RPD values.

LCS(D) - Laboratory Control Sample (Duplicate)

MS(D) - Matrix Spike (Duplicate)

DUP - Sample Duplicate

RPD - Relative Percent Difference

NC - Not Calculable.

SG - Silica Gel - Clean-Up

U - Indicates the compound was analyzed for, but not detected.

N-Nitrosodiphenylamine decomposes and cannot be separated from Diphenylamine using Method 8270. The result reported for each analyte is a combined concentration.

Pace Analytical is TNI accredited. Contact your Pace PM for the current list of accredited analytes.

ANALYTE QUALIFIERS

- 1d Benzene ND at an estimated RL of 5 ug/L based on the MDL. grm 12-22-11
- 2d Several compounds are outside of acceptance limits for RPD value. Refer to the LCS for system control. grm 12-22-11
- D4 Sample was diluted due to the presence of high levels of target analytes.
- M0 Matrix spike recovery and/or matrix spike duplicate recovery was outside laboratory control limits.
- N2 The lab does not hold TNI accreditation for this parameter.

**WEST VERMONT HYDROGEOLOGIC INVESTIGATION
SPEEDWAY, INDIANA
DATA VALIDATION REPORT**

Date: January 13, 2012

Laboratory: Pace Analytical Services, Inc. (Pace), Indianapolis, Indiana

Laboratory Project #: 5055916 and 5055918

Data Validation Performed By: Lisa Graczyk, Weston Solutions, Inc. (WESTON) Superfund Technical Assessment and Response Team (START)

Weston Analytical Work Order #/TDD #: 20405.016.001.1625.00/S05-0001-1109-031

This data validation report has been prepared by WESTON START under the START III Region V contract. This report documents the data validation for 14 water samples and two solid samples collected for the West Vermont Hydrogeological Investigation Site that were analyzed for the following parameters and U.S. Environmental Protection Agency (U.S. EPA) methods:

- Target Compound List (TCL) Volatile Organic Compounds (VOC) by SW-846 Method 8260
- Toxicity Characteristic Leaching Procedure (TCLP) VOCs by SW-846 Methods 1311 and 8260
- TCLP Semivolatile Organic Compounds (SVOC) by SW-846 Methods 1311 and 8270

A level II data package was requested from Pace. The data validation was conducted in general accordance with the U.S. EPA “Contract Laboratory Program National Functional Guidance for Superfund Organic Methods Data Review” dated June 2008. The Attachment contains the results summary sheets with the hand-written qualifiers applied during data validation.

TCL VOCs BY SW-846 METHOD 8260

1. Samples

The following table summarizes the samples for which this data validation is being conducted.

Samples	Lab ID	Matrix	Date Collected	Date Analyzed
WVS-4012COSSEL-121211-GW	5055916001	Water	12/12/2011	12/22/2011
WVS-4018WVERMONT-121211-GW	5055916002	Water	12/12/2011	12/22/2011
WVS-4042WVERMONT-121211-GW	5055916003	Water	12/12/2011	12/22/2011
WVS-MWWES04A-121211-GW	5055916004	Water	12/12/2011	12/22/2011
WVS-MWWES04B-121211-GW	5055916005	Water	12/12/2011	12/22/2011

Samples	Lab ID	Matrix	Date Collected	Date Analyzed
WVS-MWWES05b-121211-GW	5055916006	Water	12/12/2011	12/22/2011
WVS-MWWES05c-121211-GW	5055916007	Water	12/12/2011	12/22/2011
WVS-MWWES03a-121211-GW	5055916008	Water	12/12/2011	12/22/2011
WVS-MWWES03a-121211-DP	5055916009	Water	12/12/2011	12/22/2011

2. Holding Times

The samples were analyzed within the required holding time limit of 14 days from sample collection.

3. Blanks

Method blanks were analyzed with the VOC analyses and were free of target compound contamination above the reporting limit.

4. Surrogate Results

The surrogate recovery results were within the laboratory-established quality control (QC) limits.

5. Laboratory Control Sample (LCS) Results

The LCS recoveries were within laboratory QC limits.

6. Matrix Spike (MS) and Matrix Spike Duplicate (MSD) Results

Site-specific MS and MSD samples were analyzed with the samples. The percent recoveries and relative percent differences (RPD) were within QC limits.

7. Field Duplicate Results

Sample WVS-MWWES03a-121211-DP is a field duplicate of sample WVS-MWWES03a-121211-GW. The parent and field duplicate sample were non-detect for all VOCs which indicates good correlation between the field duplicate and parent sample.

8. Overall Assessment

The VOC data are acceptable for use based on the information received.

TCLP VOCs BY SW-846 METHODS 1311 AND 8260

1. Samples

The following table summarizes the samples for which this data validation is being conducted.

Samples	Lab ID	Matrix	Date Collected	Date Analyzed
B-1	5055918001	Water	12/13/2011	12/27/2011
B-2	5055918002	Water	12/13/2011	12/27/2011
B-3	5055918003	Water	12/13/2011	12/27/2011
B-4	5055918004	Water	12/13/2011	12/27/2011
B-5	5055918005	Water	12/13/2011	12/27/2011
B-6	5055918006	Solid	12/13/2011	12/27/2011
B-7	5055918007	Solid	12/13/2011	12/27/2011

2. Holding Times

The samples were analyzed within the required holding time limit of 14 days from sample collection.

3. Blanks

A method blank was analyzed with the TCLP VOC analyses and was free of target compound contamination above the reporting limit.

4. Surrogate Results

The surrogate recovery results were within the laboratory-established QC limits.

5. LCS Results

The LCS recoveries were within laboratory QC limits.

6. MS Results

A site-specific MS sample was analyzed with the samples. The percent recoveries were within QC limits.

7. Overall Assessment

The TCLP VOC data are acceptable for use based on the information received.

TCLP SVOCs BY SW-846 METHODS 1311 AND 8270

1. Samples

The following table summarizes the samples for which this data validation is being conducted.

Samples	Lab ID	Matrix	Date Collected	Date Extracted	Date Analyzed
B-1	5055918001	Water	12/13/2011	12/21/2011	12/21/2011
B-2	5055918002	Water	12/13/2011	12/21/2011	12/21/2011
B-3	5055918003	Water	12/13/2011	12/21/2011	12/21/2011
B-4	5055918004	Water	12/13/2011	12/21/2011	12/21/2011
B-5	5055918005	Water	12/13/2011	12/21/2011	12/21/2011
B-6	5055918006	Solid	12/13/2011	12/21/2011	12/21/2011
B-7	5055918007	Solid	12/13/2011	12/21/2011	12/21/2011

2. Holding Times

The samples were analyzed within the required holding time limit of 14 days to extraction and 40 days from extraction to analysis.

3. Blanks

A method blank was analyzed with the TCLP SVOC analyses and was free of target compound contamination above the reporting limit.

4. Surrogate Results

The surrogate recovery results were within the laboratory-established QC limits.

5. LCS Results

The LCS recoveries were within laboratory QC limits.

6. MS Results

A site-specific MS sample was analyzed with the samples. The percent recoveries were within QC limits.

7. Overall Assessment

The TCLP SVOC data are acceptable for use based on the information received.

Data Validation Report
West Vermont Hydrogeological Investigation
Pace Analytical Services, Inc.
Laboratory Project #: 5055916 and 5055918

ATTACHMENT

**PACE ANALYTICAL SERVICES, INC.
RESULTS SUMMARY**

ANALYTICAL RESULTS

Project: West Vermont Street

Pace Project No.: 5055916

Sample: WVS-4012COSSEL-121211-
GW **Lab ID:** 5055916001 **Collected:** 12/12/11 17:05 **Received:** 12/14/11 14:02 **Matrix:** Water

Parameters	Results	Units	Report Limit	DF	Prepared	Analyzed	CAS No.	Qual
8260 MSV		Analytical Method: EPA 8260						
Acetone	ND	ug/L	100	1		12/22/11 16:15	67-64-1	
Benzene	ND	ug/L	5.0	1		12/22/11 16:15	71-43-2	
Bromochloromethane	ND	ug/L	5.0	1		12/22/11 16:15	74-97-5	
Bromodichloromethane	ND	ug/L	5.0	1		12/22/11 16:15	75-27-4	
Bromoform	ND	ug/L	5.0	1		12/22/11 16:15	75-25-2	
Bromomethane	ND	ug/L	5.0	1		12/22/11 16:15	74-83-9	
2-Butanone (MEK)	ND	ug/L	25.0	1		12/22/11 16:15	78-93-3	
Carbon disulfide	ND	ug/L	10.0	1		12/22/11 16:15	75-15-0	
Carbon tetrachloride	ND	ug/L	5.0	1		12/22/11 16:15	56-23-5	
Chlorobenzene	ND	ug/L	5.0	1		12/22/11 16:15	108-90-7	
Chloroethane	ND	ug/L	5.0	1		12/22/11 16:15	75-00-3	
Chloroform	ND	ug/L	5.0	1		12/22/11 16:15	67-66-3	
Chloromethane	ND	ug/L	5.0	1		12/22/11 16:15	74-87-3	
Cyclohexane	ND	ug/L	100	1		12/22/11 16:15	110-82-7	N2
1,2-Dibromo-3-chloropropane	ND	ug/L	10.0	1		12/22/11 16:15	96-12-8	
Dibromochloromethane	ND	ug/L	5.0	1		12/22/11 16:15	124-48-1	
1,2-Dibromoethane (EDB)	ND	ug/L	5.0	1		12/22/11 16:15	106-93-4	
1,2-Dichlorobenzene	ND	ug/L	5.0	1		12/22/11 16:15	95-50-1	
1,3-Dichlorobenzene	ND	ug/L	5.0	1		12/22/11 16:15	541-73-1	
1,4-Dichlorobenzene	ND	ug/L	5.0	1		12/22/11 16:15	106-46-7	
Dichlorodifluoromethane	ND	ug/L	5.0	1		12/22/11 16:15	75-71-8	
1,1-Dichloroethane	ND	ug/L	5.0	1		12/22/11 16:15	75-34-3	
1,2-Dichloroethane	ND	ug/L	5.0	1		12/22/11 16:15	107-06-2	
1,1-Dichloroethene	ND	ug/L	5.0	1		12/22/11 16:15	75-35-4	
cis-1,2-Dichloroethene	ND	ug/L	5.0	1		12/22/11 16:15	156-59-2	
trans-1,2-Dichloroethene	ND	ug/L	5.0	1		12/22/11 16:15	156-60-5	
1,2-Dichloropropane	ND	ug/L	5.0	1		12/22/11 16:15	78-87-5	
cis-1,3-Dichloropropene	ND	ug/L	5.0	1		12/22/11 16:15	10061-01-5	
trans-1,3-Dichloropropene	ND	ug/L	5.0	1		12/22/11 16:15	10061-02-6	
1,4-Dioxane (p-Dioxane)	ND	ug/L	100	1		12/22/11 16:15	123-91-1	N2
Ethylbenzene	ND	ug/L	5.0	1		12/22/11 16:15	100-41-4	
2-Hexanone	ND	ug/L	25.0	1		12/22/11 16:15	591-78-6	
Isopropylbenzene (Cumene)	ND	ug/L	5.0	1		12/22/11 16:15	98-82-8	
Methyl acetate	ND	ug/L	50.0	1		12/22/11 16:15	79-20-9	N2
Methylcyclohexane	ND	ug/L	50.0	1		12/22/11 16:15	108-87-2	N2
Methylene Chloride	ND	ug/L	5.0	1		12/22/11 16:15	75-09-2	
4-Methyl-2-pentanone (MIBK)	ND	ug/L	25.0	1		12/22/11 16:15	108-10-1	
Methyl-tert-butyl ether	ND	ug/L	4.0	1		12/22/11 16:15	1634-04-4	
Styrene	ND	ug/L	5.0	1		12/22/11 16:15	100-42-5	
1,1,2,2-Tetrachloroethane	ND	ug/L	5.0	1		12/22/11 16:15	79-34-5	
Tetrachloroethene	ND	ug/L	5.0	1		12/22/11 16:15	127-18-4	
Toluene	ND	ug/L	5.0	1		12/22/11 16:15	108-88-3	
1,2,3-Trichlorobenzene	ND	ug/L	5.0	1		12/22/11 16:15	87-61-6	
1,2,4-Trichlorobenzene	ND	ug/L	5.0	1		12/22/11 16:15	120-82-1	
1,1,1-Trichloroethane	ND	ug/L	5.0	1		12/22/11 16:15	71-55-6	
1,1,2-Trichloroethane	ND	ug/L	5.0	1		12/22/11 16:15	79-00-5	

Date: 12/24/2011 06:01 AM

REPORT OF LABORATORY ANALYSIS

Page 4 of 26

This report shall not be reproduced, except in full,
without the written consent of Pace Analytical Services, Inc..

ANALYTICAL RESULTS

Project: West Vermont Street

Pace Project No.: 5055916

Sample: WVS-4012COSSEL-121211-GW **Lab ID: 5055916001** Collected: 12/12/11 17:05 Received: 12/14/11 14:02 Matrix: Water

Parameters	Results	Units	Report Limit	DF	Prepared	Analyzed	CAS No.	Qual
8260 MSV		Analytical Method: EPA 8260						
Trichloroethene	ND	ug/L	5.0	1		12/22/11 16:15	79-01-6	
Trichlorofluoromethane	ND	ug/L	5.0	1		12/22/11 16:15	75-69-4	
1,1,2-Trichlorotrifluoroethane	ND	ug/L	5.0	1		12/22/11 16:15	76-13-1	
Vinyl chloride	26.1	ug/L	2.0	1		12/22/11 16:15	75-01-4	
m&p-Xylene	ND	ug/L	5.0	1		12/22/11 16:15	179601-23-1	
o-Xylene	ND	ug/L	5.0	1		12/22/11 16:15	95-47-6	
Surrogates								
Dibromofluoromethane (S)	103 %.		83-123	1		12/22/11 16:15	1868-53-7	
4-Bromofluorobenzene (S)	96 %.		72-125	1		12/22/11 16:15	460-00-4	
Toluene-d8 (S)	98 %.		81-114	1		12/22/11 16:15	2037-26-5	

ANALYTICAL RESULTS

Project: West Vermont Street

Pace Project No.: 5055916

Sample: WVS-4018WVERMONT-121211-GW **Lab ID:** 5055916002 Collected: 12/12/11 18:00 Received: 12/14/11 14:02 Matrix: Water

Parameters	Results	Units	Report Limit	DF	Prepared	Analyzed	CAS No.	Qual
8260 MSV		Analytical Method: EPA 8260						
Acetone	ND	ug/L	100	1		12/22/11 16:52	67-64-1	
Benzene	ND	ug/L	5.0	1		12/22/11 16:52	71-43-2	
Bromochloromethane	ND	ug/L	5.0	1		12/22/11 16:52	74-97-5	
Bromodichloromethane	ND	ug/L	5.0	1		12/22/11 16:52	75-27-4	
Bromoform	ND	ug/L	5.0	1		12/22/11 16:52	75-25-2	
Bromomethane	ND	ug/L	5.0	1		12/22/11 16:52	74-83-9	
2-Butanone (MEK)	ND	ug/L	25.0	1		12/22/11 16:52	78-93-3	
Carbon disulfide	ND	ug/L	10.0	1		12/22/11 16:52	75-15-0	
Carbon tetrachloride	ND	ug/L	5.0	1		12/22/11 16:52	56-23-5	
Chlorobenzene	ND	ug/L	5.0	1		12/22/11 16:52	108-90-7	
Chloroethane	ND	ug/L	5.0	1		12/22/11 16:52	75-00-3	
Chloroform	ND	ug/L	5.0	1		12/22/11 16:52	67-66-3	
Chloromethane	ND	ug/L	5.0	1		12/22/11 16:52	74-87-3	
Cyclohexane	ND	ug/L	100	1		12/22/11 16:52	110-82-7	N2
1,2-Dibromo-3-chloropropane	ND	ug/L	10.0	1		12/22/11 16:52	96-12-8	
Dibromochloromethane	ND	ug/L	5.0	1		12/22/11 16:52	124-48-1	
1,2-Dibromoethane (EDB)	ND	ug/L	5.0	1		12/22/11 16:52	106-93-4	
1,2-Dichlorobenzene	ND	ug/L	5.0	1		12/22/11 16:52	95-50-1	
1,3-Dichlorobenzene	ND	ug/L	5.0	1		12/22/11 16:52	541-73-1	
1,4-Dichlorobenzene	ND	ug/L	5.0	1		12/22/11 16:52	106-46-7	
Dichlorodifluoromethane	ND	ug/L	5.0	1		12/22/11 16:52	75-71-8	
1,1-Dichloroethane	ND	ug/L	5.0	1		12/22/11 16:52	75-34-3	
1,2-Dichloroethane	ND	ug/L	5.0	1		12/22/11 16:52	107-06-2	
1,1-Dichloroethene	ND	ug/L	5.0	1		12/22/11 16:52	75-35-4	
cis-1,2-Dichloroethene	ND	ug/L	5.0	1		12/22/11 16:52	156-59-2	
trans-1,2-Dichloroethene	ND	ug/L	5.0	1		12/22/11 16:52	156-60-5	
1,2-Dichloropropane	ND	ug/L	5.0	1		12/22/11 16:52	78-87-5	
cis-1,3-Dichloropropene	ND	ug/L	5.0	1		12/22/11 16:52	10061-01-5	
trans-1,3-Dichloropropene	ND	ug/L	5.0	1		12/22/11 16:52	10061-02-6	
1,4-Dioxane (p-Dioxane)	ND	ug/L	100	1		12/22/11 16:52	123-91-1	N2
Ethylbenzene	ND	ug/L	5.0	1		12/22/11 16:52	100-41-4	
2-Hexanone	ND	ug/L	25.0	1		12/22/11 16:52	591-78-6	
Isopropylbenzene (Cumene)	ND	ug/L	5.0	1		12/22/11 16:52	98-82-8	
Methyl acetate	ND	ug/L	50.0	1		12/22/11 16:52	79-20-9	N2
Methylcyclohexane	ND	ug/L	50.0	1		12/22/11 16:52	108-87-2	N2
Methylene Chloride	ND	ug/L	5.0	1		12/22/11 16:52	75-09-2	
4-Methyl-2-pentanone (MIBK)	ND	ug/L	25.0	1		12/22/11 16:52	108-10-1	
Methyl-tert-butyl ether	ND	ug/L	4.0	1		12/22/11 16:52	1634-04-4	
Styrene	ND	ug/L	5.0	1		12/22/11 16:52	100-42-5	
1,1,2,2-Tetrachloroethane	ND	ug/L	5.0	1		12/22/11 16:52	79-34-5	
Tetrachloroethene	ND	ug/L	5.0	1		12/22/11 16:52	127-18-4	
Toluene	ND	ug/L	5.0	1		12/22/11 16:52	108-88-3	
1,2,3-Trichlorobenzene	ND	ug/L	5.0	1		12/22/11 16:52	87-61-6	
1,2,4-Trichlorobenzene	ND	ug/L	5.0	1		12/22/11 16:52	120-82-1	
1,1,1-Trichloroethane	ND	ug/L	5.0	1		12/22/11 16:52	71-55-6	
1,1,2-Trichloroethane	ND	ug/L	5.0	1		12/22/11 16:52	79-00-5	

Date: 12/24/2011 06:01 AM

REPORT OF LABORATORY ANALYSIS

Page 6 of 26

This report shall not be reproduced, except in full,
without the written consent of Pace Analytical Services, Inc..

ANALYTICAL RESULTS

Project: West Vermont Street

Pace Project No.: 5055916

Sample: WVS-4018WVERMONT-121211-GW **Lab ID:** 5055916002 Collected: 12/12/11 18:00 Received: 12/14/11 14:02 Matrix: Water

Parameters	Results	Units	Report Limit	DF	Prepared	Analyzed	CAS No.	Qual
8260 MSV		Analytical Method: EPA 8260						
Trichloroethene	ND	ug/L	5.0	1		12/22/11 16:52	79-01-6	
Trichlorofluoromethane	ND	ug/L	5.0	1		12/22/11 16:52	75-69-4	
1,1,2-Trichlorotrifluoroethane	ND	ug/L	5.0	1		12/22/11 16:52	76-13-1	
Vinyl chloride	4.8	ug/L	2.0	1		12/22/11 16:52	75-01-4	
m&p-Xylene	ND	ug/L	5.0	1		12/22/11 16:52	179601-23-1	
o-Xylene	ND	ug/L	5.0	1		12/22/11 16:52	95-47-6	
Surrogates								
Dibromofluoromethane (S)	100 %.		83-123	1		12/22/11 16:52	1868-53-7	
4-Bromofluorobenzene (S)	97 %.		72-125	1		12/22/11 16:52	460-00-4	
Toluene-d8 (S)	101 %.		81-114	1		12/22/11 16:52	2037-26-5	

ANALYTICAL RESULTS

Project: West Vermont Street

Pace Project No.: 5055916

Sample: WVS-4042WVERMONT-121211-GW **Lab ID:** 5055916003 Collected: 12/12/11 15:25 Received: 12/14/11 14:02 Matrix: Water

Parameters	Results	Units	Report Limit	DF	Prepared	Analyzed	CAS No.	Qual
8260 MSV		Analytical Method: EPA 8260						
Acetone	ND	ug/L	100	1		12/22/11 18:45	67-64-1	
Benzene	ND	ug/L	5.0	1		12/22/11 18:45	71-43-2	
Bromochloromethane	ND	ug/L	5.0	1		12/22/11 18:45	74-97-5	
Bromodichloromethane	ND	ug/L	5.0	1		12/22/11 18:45	75-27-4	
Bromoform	ND	ug/L	5.0	1		12/22/11 18:45	75-25-2	
Bromomethane	ND	ug/L	5.0	1		12/22/11 18:45	74-83-9	
2-Butanone (MEK)	ND	ug/L	25.0	1		12/22/11 18:45	78-93-3	
Carbon disulfide	ND	ug/L	10.0	1		12/22/11 18:45	75-15-0	
Carbon tetrachloride	ND	ug/L	5.0	1		12/22/11 18:45	56-23-5	
Chlorobenzene	ND	ug/L	5.0	1		12/22/11 18:45	108-90-7	
Chloroethane	ND	ug/L	5.0	1		12/22/11 18:45	75-00-3	
Chloroform	ND	ug/L	5.0	1		12/22/11 18:45	67-66-3	
Chloromethane	ND	ug/L	5.0	1		12/22/11 18:45	74-87-3	
Cyclohexane	ND	ug/L	100	1		12/22/11 18:45	110-82-7	N2
1,2-Dibromo-3-chloropropane	ND	ug/L	10.0	1		12/22/11 18:45	96-12-8	
Dibromochloromethane	ND	ug/L	5.0	1		12/22/11 18:45	124-48-1	
1,2-Dibromoethane (EDB)	ND	ug/L	5.0	1		12/22/11 18:45	106-93-4	
1,2-Dichlorobenzene	ND	ug/L	5.0	1		12/22/11 18:45	95-50-1	
1,3-Dichlorobenzene	ND	ug/L	5.0	1		12/22/11 18:45	541-73-1	
1,4-Dichlorobenzene	ND	ug/L	5.0	1		12/22/11 18:45	106-46-7	
Dichlorodifluoromethane	ND	ug/L	5.0	1		12/22/11 18:45	75-71-8	
1,1-Dichloroethane	ND	ug/L	5.0	1		12/22/11 18:45	75-34-3	
1,2-Dichloroethane	ND	ug/L	5.0	1		12/22/11 18:45	107-06-2	
1,1-Dichloroethene	ND	ug/L	5.0	1		12/22/11 18:45	75-35-4	
cis-1,2-Dichloroethene	ND	ug/L	5.0	1		12/22/11 18:45	156-59-2	
trans-1,2-Dichloroethene	ND	ug/L	5.0	1		12/22/11 18:45	156-60-5	
1,2-Dichloropropane	ND	ug/L	5.0	1		12/22/11 18:45	78-87-5	
cis-1,3-Dichloropropene	ND	ug/L	5.0	1		12/22/11 18:45	10061-01-5	
trans-1,3-Dichloropropene	ND	ug/L	5.0	1		12/22/11 18:45	10061-02-6	
1,4-Dioxane (p-Dioxane)	ND	ug/L	100	1		12/22/11 18:45	123-91-1	N2
Ethylbenzene	ND	ug/L	5.0	1		12/22/11 18:45	100-41-4	
2-Hexanone	ND	ug/L	25.0	1		12/22/11 18:45	591-78-6	
Isopropylbenzene (Cumene)	ND	ug/L	5.0	1		12/22/11 18:45	98-82-8	
Methyl acetate	ND	ug/L	50.0	1		12/22/11 18:45	79-20-9	N2
Methylcyclohexane	ND	ug/L	50.0	1		12/22/11 18:45	108-87-2	N2
Methylene Chloride	ND	ug/L	5.0	1		12/22/11 18:45	75-09-2	
4-Methyl-2-pentanone (MIBK)	ND	ug/L	25.0	1		12/22/11 18:45	108-10-1	
Methyl-tert-butyl ether	ND	ug/L	4.0	1		12/22/11 18:45	1634-04-4	
Styrene	ND	ug/L	5.0	1		12/22/11 18:45	100-42-5	
1,1,2,2-Tetrachloroethane	ND	ug/L	5.0	1		12/22/11 18:45	79-34-5	
Tetrachloroethene	ND	ug/L	5.0	1		12/22/11 18:45	127-18-4	
Toluene	ND	ug/L	5.0	1		12/22/11 18:45	108-88-3	
1,2,3-Trichlorobenzene	ND	ug/L	5.0	1		12/22/11 18:45	87-61-6	
1,2,4-Trichlorobenzene	ND	ug/L	5.0	1		12/22/11 18:45	120-82-1	
1,1,1-Trichloroethane	ND	ug/L	5.0	1		12/22/11 18:45	71-55-6	
1,1,2-Trichloroethane	ND	ug/L	5.0	1		12/22/11 18:45	79-00-5	

Date: 12/24/2011 06:01 AM

REPORT OF LABORATORY ANALYSIS

Page 8 of 26

This report shall not be reproduced, except in full,
without the written consent of Pace Analytical Services, Inc..

ANALYTICAL RESULTS

Project: West Vermont Street

Pace Project No.: 5055916

Sample: WVS-4042VERMONT-121211-GW **Lab ID:** 5055916003 Collected: 12/12/11 15:25 Received: 12/14/11 14:02 Matrix: Water

Parameters	Results	Units	Report Limit	DF	Prepared	Analyzed	CAS No.	Qual
8260 MSV		Analytical Method: EPA 8260						
Trichloroethene	ND	ug/L	5.0	1		12/22/11 18:45	79-01-6	
Trichlorofluoromethane	ND	ug/L	5.0	1		12/22/11 18:45	75-69-4	
1,1,2-Trichlorotrifluoroethane	ND	ug/L	5.0	1		12/22/11 18:45	76-13-1	
Vinyl chloride	ND	ug/L	2.0	1		12/22/11 18:45	75-01-4	
m&p-Xylene	ND	ug/L	5.0	1		12/22/11 18:45	179601-23-1	
o-Xylene	ND	ug/L	5.0	1		12/22/11 18:45	95-47-6	
Surrogates								
Dibromofluoromethane (S)	103 %.		83-123	1		12/22/11 18:45	1868-53-7	
4-Bromofluorobenzene (S)	96 %.		72-125	1		12/22/11 18:45	460-00-4	
Toluene-d8 (S)	99 %.		81-114	1		12/22/11 18:45	2037-26-5	

ANALYTICAL RESULTS

Project: West Vermont Street

Pace Project No.: 5055916

Sample: WVS-MWWES04A-121211-GW **Lab ID:** 5055916004 Collected: 12/12/11 16:34 Received: 12/14/11 14:02 Matrix: Water

Parameters	Results	Units	Report Limit	DF	Prepared	Analyzed	CAS No.	Qual
8260 MSV		Analytical Method: EPA 8260						
Acetone	ND	ug/L	100	1		12/22/11 19:22	67-64-1	
Benzene	ND	ug/L	5.0	1		12/22/11 19:22	71-43-2	
Bromochloromethane	ND	ug/L	5.0	1		12/22/11 19:22	74-97-5	
Bromodichloromethane	ND	ug/L	5.0	1		12/22/11 19:22	75-27-4	
Bromoform	ND	ug/L	5.0	1		12/22/11 19:22	75-25-2	
Bromomethane	ND	ug/L	5.0	1		12/22/11 19:22	74-83-9	
2-Butanone (MEK)	ND	ug/L	25.0	1		12/22/11 19:22	78-93-3	
Carbon disulfide	ND	ug/L	10.0	1		12/22/11 19:22	75-15-0	
Carbon tetrachloride	ND	ug/L	5.0	1		12/22/11 19:22	56-23-5	
Chlorobenzene	ND	ug/L	5.0	1		12/22/11 19:22	108-90-7	
Chloroethane	ND	ug/L	5.0	1		12/22/11 19:22	75-00-3	
Chloroform	ND	ug/L	5.0	1		12/22/11 19:22	67-66-3	
Chloromethane	ND	ug/L	5.0	1		12/22/11 19:22	74-87-3	
Cyclohexane	ND	ug/L	100	1		12/22/11 19:22	110-82-7	N2
1,2-Dibromo-3-chloropropane	ND	ug/L	10.0	1		12/22/11 19:22	96-12-8	
Dibromochloromethane	ND	ug/L	5.0	1		12/22/11 19:22	124-48-1	
1,2-Dibromoethane (EDB)	ND	ug/L	5.0	1		12/22/11 19:22	106-93-4	
1,2-Dichlorobenzene	ND	ug/L	5.0	1		12/22/11 19:22	95-50-1	
1,3-Dichlorobenzene	ND	ug/L	5.0	1		12/22/11 19:22	541-73-1	
1,4-Dichlorobenzene	ND	ug/L	5.0	1		12/22/11 19:22	106-46-7	
Dichlorodifluoromethane	ND	ug/L	5.0	1		12/22/11 19:22	75-71-8	
1,1-Dichloroethane	ND	ug/L	5.0	1		12/22/11 19:22	75-34-3	
1,2-Dichloroethane	ND	ug/L	5.0	1		12/22/11 19:22	107-06-2	
1,1-Dichloroethene	ND	ug/L	5.0	1		12/22/11 19:22	75-35-4	
cis-1,2-Dichloroethene	ND	ug/L	5.0	1		12/22/11 19:22	156-59-2	
trans-1,2-Dichloroethene	ND	ug/L	5.0	1		12/22/11 19:22	156-60-5	
1,2-Dichloropropane	ND	ug/L	5.0	1		12/22/11 19:22	78-87-5	
cis-1,3-Dichloropropene	ND	ug/L	5.0	1		12/22/11 19:22	10061-01-5	
trans-1,3-Dichloropropene	ND	ug/L	5.0	1		12/22/11 19:22	10061-02-6	
1,4-Dioxane (p-Dioxane)	ND	ug/L	100	1		12/22/11 19:22	123-91-1	N2
Ethylbenzene	ND	ug/L	5.0	1		12/22/11 19:22	100-41-4	
2-Hexanone	ND	ug/L	25.0	1		12/22/11 19:22	591-78-6	
Isopropylbenzene (Cumene)	ND	ug/L	5.0	1		12/22/11 19:22	98-82-8	
Methyl acetate	ND	ug/L	50.0	1		12/22/11 19:22	79-20-9	N2
Methylcyclohexane	ND	ug/L	50.0	1		12/22/11 19:22	108-87-2	N2
Methylene Chloride	ND	ug/L	5.0	1		12/22/11 19:22	75-09-2	
4-Methyl-2-pentanone (MIBK)	ND	ug/L	25.0	1		12/22/11 19:22	108-10-1	
Methyl-tert-butyl ether	ND	ug/L	4.0	1		12/22/11 19:22	1634-04-4	
Styrene	ND	ug/L	5.0	1		12/22/11 19:22	100-42-5	
1,1,2,2-Tetrachloroethane	ND	ug/L	5.0	1		12/22/11 19:22	79-34-5	
Tetrachloroethene	ND	ug/L	5.0	1		12/22/11 19:22	127-18-4	
Toluene	ND	ug/L	5.0	1		12/22/11 19:22	108-88-3	
1,2,3-Trichlorobenzene	ND	ug/L	5.0	1		12/22/11 19:22	87-61-6	
1,2,4-Trichlorobenzene	ND	ug/L	5.0	1		12/22/11 19:22	120-82-1	
1,1,1-Trichloroethane	ND	ug/L	5.0	1		12/22/11 19:22	71-55-6	
1,1,2-Trichloroethane	ND	ug/L	5.0	1		12/22/11 19:22	79-00-5	

ANALYTICAL RESULTS

Project: West Vermont Street

Pace Project No.: 5055916

Sample: WVS-MWWES04A-121211-GW **Lab ID:** 5055916004 Collected: 12/12/11 16:34 Received: 12/14/11 14:02 Matrix: Water

Parameters	Results	Units	Report Limit	DF	Prepared	Analyzed	CAS No.	Qual
8260 MSV		Analytical Method: EPA 8260						
Trichloroethene	ND	ug/L	5.0	1		12/22/11 19:22	79-01-6	
Trichlorofluoromethane	ND	ug/L	5.0	1		12/22/11 19:22	75-69-4	
1,1,2-Trichlorotrifluoroethane	ND	ug/L	5.0	1		12/22/11 19:22	76-13-1	
Vinyl chloride	ND	ug/L	2.0	1		12/22/11 19:22	75-01-4	
m&p-Xylene	ND	ug/L	5.0	1		12/22/11 19:22	179601-23-1	
o-Xylene	ND	ug/L	5.0	1		12/22/11 19:22	95-47-6	
Surrogates								
Dibromofluoromethane (S)	101 %.		83-123	1		12/22/11 19:22	1868-53-7	
4-Bromofluorobenzene (S)	96 %.		72-125	1		12/22/11 19:22	460-00-4	
Toluene-d8 (S)	98 %.		81-114	1		12/22/11 19:22	2037-26-5	

ANALYTICAL RESULTS

Project: West Vermont Street

Pace Project No.: 5055916

Sample: WVS-MWWES04B-121211-GW **Lab ID:** 5055916005 Collected: 12/12/11 17:54 Received: 12/14/11 14:02 Matrix: Water

Parameters	Results	Units	Report Limit	DF	Prepared	Analyzed	CAS No.	Qual
8260 MSV		Analytical Method: EPA 8260						
Acetone	ND	ug/L	100	1		12/22/11 19:59	67-64-1	
Benzene	ND	ug/L	5.0	1		12/22/11 19:59	71-43-2	
Bromochloromethane	ND	ug/L	5.0	1		12/22/11 19:59	74-97-5	
Bromodichloromethane	ND	ug/L	5.0	1		12/22/11 19:59	75-27-4	
Bromoform	ND	ug/L	5.0	1		12/22/11 19:59	75-25-2	
Bromomethane	ND	ug/L	5.0	1		12/22/11 19:59	74-83-9	
2-Butanone (MEK)	ND	ug/L	25.0	1		12/22/11 19:59	78-93-3	
Carbon disulfide	ND	ug/L	10.0	1		12/22/11 19:59	75-15-0	
Carbon tetrachloride	ND	ug/L	5.0	1		12/22/11 19:59	56-23-5	
Chlorobenzene	ND	ug/L	5.0	1		12/22/11 19:59	108-90-7	
Chloroethane	ND	ug/L	5.0	1		12/22/11 19:59	75-00-3	
Chloroform	ND	ug/L	5.0	1		12/22/11 19:59	67-66-3	
Chloromethane	ND	ug/L	5.0	1		12/22/11 19:59	74-87-3	
Cyclohexane	ND	ug/L	100	1		12/22/11 19:59	110-82-7	N2
1,2-Dibromo-3-chloropropane	ND	ug/L	10.0	1		12/22/11 19:59	96-12-8	
Dibromochloromethane	ND	ug/L	5.0	1		12/22/11 19:59	124-48-1	
1,2-Dibromoethane (EDB)	ND	ug/L	5.0	1		12/22/11 19:59	106-93-4	
1,2-Dichlorobenzene	ND	ug/L	5.0	1		12/22/11 19:59	95-50-1	
1,3-Dichlorobenzene	ND	ug/L	5.0	1		12/22/11 19:59	541-73-1	
1,4-Dichlorobenzene	ND	ug/L	5.0	1		12/22/11 19:59	106-46-7	
Dichlorodifluoromethane	ND	ug/L	5.0	1		12/22/11 19:59	75-71-8	
1,1-Dichloroethane	ND	ug/L	5.0	1		12/22/11 19:59	75-34-3	
1,2-Dichloroethane	ND	ug/L	5.0	1		12/22/11 19:59	107-06-2	
1,1-Dichloroethene	ND	ug/L	5.0	1		12/22/11 19:59	75-35-4	
cis-1,2-Dichloroethene	ND	ug/L	5.0	1		12/22/11 19:59	156-59-2	
trans-1,2-Dichloroethene	ND	ug/L	5.0	1		12/22/11 19:59	156-60-5	
1,2-Dichloropropane	ND	ug/L	5.0	1		12/22/11 19:59	78-87-5	
cis-1,3-Dichloropropene	ND	ug/L	5.0	1		12/22/11 19:59	10061-01-5	
trans-1,3-Dichloropropene	ND	ug/L	5.0	1		12/22/11 19:59	10061-02-6	
1,4-Dioxane (p-Dioxane)	ND	ug/L	100	1		12/22/11 19:59	123-91-1	N2
Ethylbenzene	ND	ug/L	5.0	1		12/22/11 19:59	100-41-4	
2-Hexanone	ND	ug/L	25.0	1		12/22/11 19:59	591-78-6	
Isopropylbenzene (Cumene)	ND	ug/L	5.0	1		12/22/11 19:59	98-82-8	
Methyl acetate	ND	ug/L	50.0	1		12/22/11 19:59	79-20-9	N2
Methylcyclohexane	ND	ug/L	50.0	1		12/22/11 19:59	108-87-2	N2
Methylene Chloride	ND	ug/L	5.0	1		12/22/11 19:59	75-09-2	
4-Methyl-2-pentanone (MIBK)	ND	ug/L	25.0	1		12/22/11 19:59	108-10-1	
Methyl-tert-butyl ether	ND	ug/L	4.0	1		12/22/11 19:59	1634-04-4	
Styrene	ND	ug/L	5.0	1		12/22/11 19:59	100-42-5	
1,1,2,2-Tetrachloroethane	ND	ug/L	5.0	1		12/22/11 19:59	79-34-5	
Tetrachloroethene	ND	ug/L	5.0	1		12/22/11 19:59	127-18-4	
Toluene	ND	ug/L	5.0	1		12/22/11 19:59	108-88-3	
1,2,3-Trichlorobenzene	ND	ug/L	5.0	1		12/22/11 19:59	87-61-6	
1,2,4-Trichlorobenzene	ND	ug/L	5.0	1		12/22/11 19:59	120-82-1	
1,1,1-Trichloroethane	ND	ug/L	5.0	1		12/22/11 19:59	71-55-6	
1,1,2-Trichloroethane	ND	ug/L	5.0	1		12/22/11 19:59	79-00-5	

ANALYTICAL RESULTS

Project: West Vermont Street

Pace Project No.: 5055916

Sample: WVS-MWWES04B-121211-GW **Lab ID:** 5055916005 Collected: 12/12/11 17:54 Received: 12/14/11 14:02 Matrix: Water

Parameters	Results	Units	Report Limit	DF	Prepared	Analyzed	CAS No.	Qual
8260 MSV		Analytical Method: EPA 8260						
Trichloroethene	ND	ug/L	5.0	1		12/22/11 19:59	79-01-6	
Trichlorofluoromethane	ND	ug/L	5.0	1		12/22/11 19:59	75-69-4	
1,1,2-Trichlorotrifluoroethane	ND	ug/L	5.0	1		12/22/11 19:59	76-13-1	
Vinyl chloride	ND	ug/L	2.0	1		12/22/11 19:59	75-01-4	
m&p-Xylene	ND	ug/L	5.0	1		12/22/11 19:59	179601-23-1	
o-Xylene	ND	ug/L	5.0	1		12/22/11 19:59	95-47-6	
Surrogates								
Dibromofluoromethane (S)	100 %.		83-123	1		12/22/11 19:59	1868-53-7	
4-Bromofluorobenzene (S)	99 %.		72-125	1		12/22/11 19:59	460-00-4	
Toluene-d8 (S)	101 %.		81-114	1		12/22/11 19:59	2037-26-5	

ANALYTICAL RESULTS

Project: West Vermont Street

Pace Project No.: 5055916

Sample: VVS-MWWES05b-121211-GW **Lab ID:** 5055916006 Collected: 12/12/11 16:00 Received: 12/14/11 14:02 Matrix: Water

Parameters	Results	Units	Report Limit	DF	Prepared	Analyzed	CAS No.	Qual
8260 MSV		Analytical Method: EPA 8260						
Acetone	ND	ug/L	100	1		12/22/11 20:36	67-64-1	
Benzene	ND	ug/L	5.0	1		12/22/11 20:36	71-43-2	
Bromochloromethane	ND	ug/L	5.0	1		12/22/11 20:36	74-97-5	
Bromodichloromethane	ND	ug/L	5.0	1		12/22/11 20:36	75-27-4	
Bromoform	ND	ug/L	5.0	1		12/22/11 20:36	75-25-2	
Bromomethane	ND	ug/L	5.0	1		12/22/11 20:36	74-83-9	
2-Butanone (MEK)	ND	ug/L	25.0	1		12/22/11 20:36	78-93-3	
Carbon disulfide	ND	ug/L	10.0	1		12/22/11 20:36	75-15-0	
Carbon tetrachloride	ND	ug/L	5.0	1		12/22/11 20:36	56-23-5	
Chlorobenzene	ND	ug/L	5.0	1		12/22/11 20:36	108-90-7	
Chloroethane	ND	ug/L	5.0	1		12/22/11 20:36	75-00-3	
Chloroform	ND	ug/L	5.0	1		12/22/11 20:36	67-66-3	
Chloromethane	ND	ug/L	5.0	1		12/22/11 20:36	74-87-3	
Cyclohexane	ND	ug/L	100	1		12/22/11 20:36	110-82-7	N2
1,2-Dibromo-3-chloropropane	ND	ug/L	10.0	1		12/22/11 20:36	96-12-8	
Dibromochloromethane	ND	ug/L	5.0	1		12/22/11 20:36	124-48-1	
1,2-Dibromoethane (EDB)	ND	ug/L	5.0	1		12/22/11 20:36	106-93-4	
1,2-Dichlorobenzene	ND	ug/L	5.0	1		12/22/11 20:36	95-50-1	
1,3-Dichlorobenzene	ND	ug/L	5.0	1		12/22/11 20:36	541-73-1	
1,4-Dichlorobenzene	ND	ug/L	5.0	1		12/22/11 20:36	106-46-7	
Dichlorodifluoromethane	ND	ug/L	5.0	1		12/22/11 20:36	75-71-8	
1,1-Dichloroethane	ND	ug/L	5.0	1		12/22/11 20:36	75-34-3	
1,2-Dichloroethane	ND	ug/L	5.0	1		12/22/11 20:36	107-06-2	
1,1-Dichloroethene	ND	ug/L	5.0	1		12/22/11 20:36	75-35-4	
cis-1,2-Dichloroethene	ND	ug/L	5.0	1		12/22/11 20:36	156-59-2	
trans-1,2-Dichloroethene	ND	ug/L	5.0	1		12/22/11 20:36	156-60-5	
1,2-Dichloropropane	ND	ug/L	5.0	1		12/22/11 20:36	78-87-5	
cis-1,3-Dichloropropene	ND	ug/L	5.0	1		12/22/11 20:36	10061-01-5	
trans-1,3-Dichloropropene	ND	ug/L	5.0	1		12/22/11 20:36	10061-02-6	
1,4-Dioxane (p-Dioxane)	ND	ug/L	100	1		12/22/11 20:36	123-91-1	N2
Ethylbenzene	ND	ug/L	5.0	1		12/22/11 20:36	100-41-4	
2-Hexanone	ND	ug/L	25.0	1		12/22/11 20:36	591-78-6	
Isopropylbenzene (Cumene)	ND	ug/L	5.0	1		12/22/11 20:36	98-82-8	
Methyl acetate	ND	ug/L	50.0	1		12/22/11 20:36	79-20-9	N2
Methylcyclohexane	ND	ug/L	50.0	1		12/22/11 20:36	108-87-2	N2
Methylene Chloride	ND	ug/L	5.0	1		12/22/11 20:36	75-09-2	
4-Methyl-2-pentanone (MIBK)	ND	ug/L	25.0	1		12/22/11 20:36	108-10-1	
Methyl-tert-butyl ether	ND	ug/L	4.0	1		12/22/11 20:36	1634-04-4	
Styrene	ND	ug/L	5.0	1		12/22/11 20:36	100-42-5	
1,1,2,2-Tetrachloroethane	ND	ug/L	5.0	1		12/22/11 20:36	79-34-5	
Tetrachloroethene	ND	ug/L	5.0	1		12/22/11 20:36	127-18-4	
Toluene	ND	ug/L	5.0	1		12/22/11 20:36	108-88-3	
1,2,3-Trichlorobenzene	ND	ug/L	5.0	1		12/22/11 20:36	87-61-6	
1,2,4-Trichlorobenzene	ND	ug/L	5.0	1		12/22/11 20:36	120-82-1	
1,1,1-Trichloroethane	ND	ug/L	5.0	1		12/22/11 20:36	71-55-6	
1,1,2-Trichloroethane	ND	ug/L	5.0	1		12/22/11 20:36	79-00-5	

ANALYTICAL RESULTS

Project: West Vermont Street

Pace Project No.: 5055916

Sample: WVS-MWWES05b-121211-GW **Lab ID:** 5055916006 Collected: 12/12/11 16:00 Received: 12/14/11 14:02 Matrix: Water

Parameters	Results	Units	Report Limit	DF	Prepared	Analyzed	CAS No.	Qual
8260 MSV		Analytical Method: EPA 8260						
Trichloroethene	ND	ug/L	5.0	1		12/22/11 20:36	79-01-6	
Trichlorofluoromethane	ND	ug/L	5.0	1		12/22/11 20:36	75-69-4	
1,1,2-Trichlorotrifluoroethane	ND	ug/L	5.0	1		12/22/11 20:36	76-13-1	
Vinyl chloride	ND	ug/L	2.0	1		12/22/11 20:36	75-01-4	
m&p-Xylene	ND	ug/L	5.0	1		12/22/11 20:36	179601-23-1	
o-Xylene	ND	ug/L	5.0	1		12/22/11 20:36	95-47-6	
Surrogates								
Dibromofluoromethane (S)	98 %.		83-123	1		12/22/11 20:36	1868-53-7	
4-Bromofluorobenzene (S)	96 %.		72-125	1		12/22/11 20:36	460-00-4	
Toluene-d8 (S)	99 %.		81-114	1		12/22/11 20:36	2037-26-5	

ANALYTICAL RESULTS

Project: West Vermont Street

Pace Project No.: 5055916

Sample: WVS-MWWES05c-121211-GW **Lab ID:** 5055916007 Collected: 12/12/11 17:50 Received: 12/14/11 14:02 Matrix: Water

Parameters	Results	Units	Report Limit	DF	Prepared	Analyzed	CAS No.	Qual
8260 MSV		Analytical Method: EPA 8260						
Acetone	ND	ug/L	100	1		12/22/11 21:14	67-64-1	
Benzene	ND	ug/L	5.0	1		12/22/11 21:14	71-43-2	
Bromochloromethane	ND	ug/L	5.0	1		12/22/11 21:14	74-97-5	
Bromodichloromethane	ND	ug/L	5.0	1		12/22/11 21:14	75-27-4	
Bromoform	ND	ug/L	5.0	1		12/22/11 21:14	75-25-2	
Bromomethane	ND	ug/L	5.0	1		12/22/11 21:14	74-83-9	
2-Butanone (MEK)	ND	ug/L	25.0	1		12/22/11 21:14	78-93-3	
Carbon disulfide	ND	ug/L	10.0	1		12/22/11 21:14	75-15-0	
Carbon tetrachloride	ND	ug/L	5.0	1		12/22/11 21:14	56-23-5	
Chlorobenzene	ND	ug/L	5.0	1		12/22/11 21:14	108-90-7	
Chloroethane	ND	ug/L	5.0	1		12/22/11 21:14	75-00-3	
Chloroform	ND	ug/L	5.0	1		12/22/11 21:14	67-66-3	
Chloromethane	ND	ug/L	5.0	1		12/22/11 21:14	74-87-3	
Cyclohexane	ND	ug/L	100	1		12/22/11 21:14	110-82-7	N2
1,2-Dibromo-3-chloropropane	ND	ug/L	10.0	1		12/22/11 21:14	96-12-8	
Dibromochloromethane	ND	ug/L	5.0	1		12/22/11 21:14	124-48-1	
1,2-Dibromoethane (EDB)	ND	ug/L	5.0	1		12/22/11 21:14	106-93-4	
1,2-Dichlorobenzene	ND	ug/L	5.0	1		12/22/11 21:14	95-50-1	
1,3-Dichlorobenzene	ND	ug/L	5.0	1		12/22/11 21:14	541-73-1	
1,4-Dichlorobenzene	ND	ug/L	5.0	1		12/22/11 21:14	106-46-7	
Dichlorodifluoromethane	ND	ug/L	5.0	1		12/22/11 21:14	75-71-8	
1,1-Dichloroethane	ND	ug/L	5.0	1		12/22/11 21:14	75-34-3	
1,2-Dichloroethane	ND	ug/L	5.0	1		12/22/11 21:14	107-06-2	
1,1-Dichloroethene	ND	ug/L	5.0	1		12/22/11 21:14	75-35-4	
cis-1,2-Dichloroethene	ND	ug/L	5.0	1		12/22/11 21:14	156-59-2	
trans-1,2-Dichloroethene	ND	ug/L	5.0	1		12/22/11 21:14	156-60-5	
1,2-Dichloropropane	ND	ug/L	5.0	1		12/22/11 21:14	78-87-5	
cis-1,3-Dichloropropene	ND	ug/L	5.0	1		12/22/11 21:14	10061-01-5	
trans-1,3-Dichloropropene	ND	ug/L	5.0	1		12/22/11 21:14	10061-02-6	
1,4-Dioxane (p-Dioxane)	ND	ug/L	100	1		12/22/11 21:14	123-91-1	N2
Ethylbenzene	ND	ug/L	5.0	1		12/22/11 21:14	100-41-4	
2-Hexanone	ND	ug/L	25.0	1		12/22/11 21:14	591-78-6	
Isopropylbenzene (Cumene)	ND	ug/L	5.0	1		12/22/11 21:14	98-82-8	
Methyl acetate	ND	ug/L	50.0	1		12/22/11 21:14	79-20-9	N2
Methylcyclohexane	ND	ug/L	50.0	1		12/22/11 21:14	108-87-2	N2
Methylene Chloride	ND	ug/L	5.0	1		12/22/11 21:14	75-09-2	
4-Methyl-2-pentanone (MIBK)	ND	ug/L	25.0	1		12/22/11 21:14	108-10-1	
Methyl-tert-butyl ether	ND	ug/L	4.0	1		12/22/11 21:14	1634-04-4	
Styrene	ND	ug/L	5.0	1		12/22/11 21:14	100-42-5	
1,1,2,2-Tetrachloroethane	ND	ug/L	5.0	1		12/22/11 21:14	79-34-5	
Tetrachloroethene	ND	ug/L	5.0	1		12/22/11 21:14	127-18-4	
Toluene	ND	ug/L	5.0	1		12/22/11 21:14	108-88-3	
1,2,3-Trichlorobenzene	ND	ug/L	5.0	1		12/22/11 21:14	87-61-6	
1,2,4-Trichlorobenzene	ND	ug/L	5.0	1		12/22/11 21:14	120-82-1	
1,1,1-Trichloroethane	ND	ug/L	5.0	1		12/22/11 21:14	71-55-6	
1,1,2-Trichloroethane	ND	ug/L	5.0	1		12/22/11 21:14	79-00-5	

ANALYTICAL RESULTS

Project: West Vermont Street

Pace Project No.: 5055916

Sample: WVS-MWWES05c-121211-GW **Lab ID:** 5055916007 Collected: 12/12/11 17:50 Received: 12/14/11 14:02 Matrix: Water

Parameters	Results	Units	Report Limit	DF	Prepared	Analyzed	CAS No.	Qual
8260 MSV		Analytical Method: EPA 8260						
Trichloroethene	ND	ug/L	5.0	1		12/22/11 21:14	79-01-6	
Trichlorofluoromethane	ND	ug/L	5.0	1		12/22/11 21:14	75-69-4	
1,1,2-Trichlorotrifluoroethane	ND	ug/L	5.0	1		12/22/11 21:14	76-13-1	
Vinyl chloride	ND	ug/L	2.0	1		12/22/11 21:14	75-01-4	
m&p-Xylene	ND	ug/L	5.0	1		12/22/11 21:14	179601-23-1	
o-Xylene	ND	ug/L	5.0	1		12/22/11 21:14	95-47-6	
Surrogates								
Dibromofluoromethane (S)	103 %.		83-123	1		12/22/11 21:14	1868-53-7	
4-Bromofluorobenzene (S)	96 %.		72-125	1		12/22/11 21:14	460-00-4	
Toluene-d8 (S)	102 %.		81-114	1		12/22/11 21:14	2037-26-5	

ANALYTICAL RESULTS

Project: West Vermont Street

Pace Project No.: 5055916

Sample: WVS-MWWES03a-121211-GW **Lab ID:** 5055916008 Collected: 12/12/11 15:42 Received: 12/14/11 14:02 Matrix: Water

Parameters	Results	Units	Report Limit	DF	Prepared	Analyzed	CAS No.	Qual
8260 MSV		Analytical Method: EPA 8260						
Acetone	ND	ug/L	100	1		12/22/11 21:51	67-64-1	
Benzene	ND	ug/L	5.0	1		12/22/11 21:51	71-43-2	
Bromochloromethane	ND	ug/L	5.0	1		12/22/11 21:51	74-97-5	
Bromodichloromethane	ND	ug/L	5.0	1		12/22/11 21:51	75-27-4	
Bromoform	ND	ug/L	5.0	1		12/22/11 21:51	75-25-2	
Bromomethane	ND	ug/L	5.0	1		12/22/11 21:51	74-83-9	
2-Butanone (MEK)	ND	ug/L	25.0	1		12/22/11 21:51	78-93-3	
Carbon disulfide	ND	ug/L	10.0	1		12/22/11 21:51	75-15-0	
Carbon tetrachloride	ND	ug/L	5.0	1		12/22/11 21:51	56-23-5	
Chlorobenzene	ND	ug/L	5.0	1		12/22/11 21:51	108-90-7	
Chloroethane	ND	ug/L	5.0	1		12/22/11 21:51	75-00-3	
Chloroform	ND	ug/L	5.0	1		12/22/11 21:51	67-66-3	
Chloromethane	ND	ug/L	5.0	1		12/22/11 21:51	74-87-3	
Cyclohexane	ND	ug/L	100	1		12/22/11 21:51	110-82-7	N2
1,2-Dibromo-3-chloropropane	ND	ug/L	10.0	1		12/22/11 21:51	96-12-8	
Dibromochloromethane	ND	ug/L	5.0	1		12/22/11 21:51	124-48-1	
1,2-Dibromoethane (EDB)	ND	ug/L	5.0	1		12/22/11 21:51	106-93-4	
1,2-Dichlorobenzene	ND	ug/L	5.0	1		12/22/11 21:51	95-50-1	
1,3-Dichlorobenzene	ND	ug/L	5.0	1		12/22/11 21:51	541-73-1	
1,4-Dichlorobenzene	ND	ug/L	5.0	1		12/22/11 21:51	106-46-7	
Dichlorodifluoromethane	ND	ug/L	5.0	1		12/22/11 21:51	75-71-8	
1,1-Dichloroethane	ND	ug/L	5.0	1		12/22/11 21:51	75-34-3	
1,2-Dichloroethane	ND	ug/L	5.0	1		12/22/11 21:51	107-06-2	
1,1-Dichloroethene	ND	ug/L	5.0	1		12/22/11 21:51	75-35-4	
cis-1,2-Dichloroethene	ND	ug/L	5.0	1		12/22/11 21:51	156-59-2	
trans-1,2-Dichloroethene	ND	ug/L	5.0	1		12/22/11 21:51	156-60-5	
1,2-Dichloropropane	ND	ug/L	5.0	1		12/22/11 21:51	78-87-5	
cis-1,3-Dichloropropene	ND	ug/L	5.0	1		12/22/11 21:51	10061-01-5	
trans-1,3-Dichloropropene	ND	ug/L	5.0	1		12/22/11 21:51	10061-02-6	
1,4-Dioxane (p-Dioxane)	ND	ug/L	100	1		12/22/11 21:51	123-91-1	N2
Ethylbenzene	ND	ug/L	5.0	1		12/22/11 21:51	100-41-4	
2-Hexanone	ND	ug/L	25.0	1		12/22/11 21:51	591-78-6	
Isopropylbenzene (Cumene)	ND	ug/L	5.0	1		12/22/11 21:51	98-82-8	
Methyl acetate	ND	ug/L	50.0	1		12/22/11 21:51	79-20-9	N2
Methylcyclohexane	ND	ug/L	50.0	1		12/22/11 21:51	108-87-2	N2
Methylene Chloride	ND	ug/L	5.0	1		12/22/11 21:51	75-09-2	
4-Methyl-2-pentanone (MIBK)	ND	ug/L	25.0	1		12/22/11 21:51	108-10-1	
Methyl-tert-butyl ether	ND	ug/L	4.0	1		12/22/11 21:51	1634-04-4	
Styrene	ND	ug/L	5.0	1		12/22/11 21:51	100-42-5	
1,1,2,2-Tetrachloroethane	ND	ug/L	5.0	1		12/22/11 21:51	79-34-5	
Tetrachloroethene	ND	ug/L	5.0	1		12/22/11 21:51	127-18-4	
Toluene	ND	ug/L	5.0	1		12/22/11 21:51	108-88-3	
1,2,3-Trichlorobenzene	ND	ug/L	5.0	1		12/22/11 21:51	87-61-6	
1,2,4-Trichlorobenzene	ND	ug/L	5.0	1		12/22/11 21:51	120-82-1	
1,1,1-Trichloroethane	ND	ug/L	5.0	1		12/22/11 21:51	71-55-6	
1,1,2-Trichloroethane	ND	ug/L	5.0	1		12/22/11 21:51	79-00-5	

ANALYTICAL RESULTS

Project: West Vermont Street

Pace Project No.: 5055916

Sample: WVS-MWWES03a-121211-GW **Lab ID:** 5055916008 Collected: 12/12/11 15:42 Received: 12/14/11 14:02 Matrix: Water

Parameters	Results	Units	Report Limit	DF	Prepared	Analyzed	CAS No.	Qual
8260 MSV		Analytical Method: EPA 8260						
Trichloroethene	ND	ug/L	5.0	1		12/22/11 21:51	79-01-6	
Trichlorofluoromethane	ND	ug/L	5.0	1		12/22/11 21:51	75-69-4	
1,1,2-Trichlorotrifluoroethane	ND	ug/L	5.0	1		12/22/11 21:51	76-13-1	
Vinyl chloride	ND	ug/L	2.0	1		12/22/11 21:51	75-01-4	
m&p-Xylene	ND	ug/L	5.0	1		12/22/11 21:51	179601-23-1	
o-Xylene	ND	ug/L	5.0	1		12/22/11 21:51	95-47-6	
Surrogates								
Dibromofluoromethane (S)	102 %.		83-123	1		12/22/11 21:51	1868-53-7	
4-Bromofluorobenzene (S)	99 %.		72-125	1		12/22/11 21:51	460-00-4	
Toluene-d8 (S)	101 %.		81-114	1		12/22/11 21:51	2037-26-5	

ANALYTICAL RESULTS

Project: West Vermont Street

Pace Project No.: 5055916

Sample: WVS-MWWES03a-121211-DP **Lab ID:** 5055916009 Collected: 12/12/11 15:45 Received: 12/14/11 14:02 Matrix: Water

Parameters	Results	Units	Report Limit	DF	Prepared	Analyzed	CAS No.	Qual
8260 MSV		Analytical Method: EPA 8260						
Acetone	ND	ug/L	100	1		12/22/11 22:28	67-64-1	
Benzene	ND	ug/L	5.0	1		12/22/11 22:28	71-43-2	
Bromochloromethane	ND	ug/L	5.0	1		12/22/11 22:28	74-97-5	
Bromodichloromethane	ND	ug/L	5.0	1		12/22/11 22:28	75-27-4	
Bromoform	ND	ug/L	5.0	1		12/22/11 22:28	75-25-2	
Bromomethane	ND	ug/L	5.0	1		12/22/11 22:28	74-83-9	
2-Butanone (MEK)	ND	ug/L	25.0	1		12/22/11 22:28	78-93-3	
Carbon disulfide	ND	ug/L	10.0	1		12/22/11 22:28	75-15-0	
Carbon tetrachloride	ND	ug/L	5.0	1		12/22/11 22:28	56-23-5	
Chlorobenzene	ND	ug/L	5.0	1		12/22/11 22:28	108-90-7	
Chloroethane	ND	ug/L	5.0	1		12/22/11 22:28	75-00-3	
Chloroform	ND	ug/L	5.0	1		12/22/11 22:28	67-66-3	
Chloromethane	ND	ug/L	5.0	1		12/22/11 22:28	74-87-3	
Cyclohexane	ND	ug/L	100	1		12/22/11 22:28	110-82-7	N2
1,2-Dibromo-3-chloropropane	ND	ug/L	10.0	1		12/22/11 22:28	96-12-8	
Dibromochloromethane	ND	ug/L	5.0	1		12/22/11 22:28	124-48-1	
1,2-Dibromoethane (EDB)	ND	ug/L	5.0	1		12/22/11 22:28	106-93-4	
1,2-Dichlorobenzene	ND	ug/L	5.0	1		12/22/11 22:28	95-50-1	
1,3-Dichlorobenzene	ND	ug/L	5.0	1		12/22/11 22:28	541-73-1	
1,4-Dichlorobenzene	ND	ug/L	5.0	1		12/22/11 22:28	106-46-7	
Dichlorodifluoromethane	ND	ug/L	5.0	1		12/22/11 22:28	75-71-8	
1,1-Dichloroethane	ND	ug/L	5.0	1		12/22/11 22:28	75-34-3	
1,2-Dichloroethane	ND	ug/L	5.0	1		12/22/11 22:28	107-06-2	
1,1-Dichloroethene	ND	ug/L	5.0	1		12/22/11 22:28	75-35-4	
cis-1,2-Dichloroethene	ND	ug/L	5.0	1		12/22/11 22:28	156-59-2	
trans-1,2-Dichloroethene	ND	ug/L	5.0	1		12/22/11 22:28	156-60-5	
1,2-Dichloropropane	ND	ug/L	5.0	1		12/22/11 22:28	78-87-5	
cis-1,3-Dichloropropene	ND	ug/L	5.0	1		12/22/11 22:28	10061-01-5	
trans-1,3-Dichloropropene	ND	ug/L	5.0	1		12/22/11 22:28	10061-02-6	
1,4-Dioxane (p-Dioxane)	ND	ug/L	100	1		12/22/11 22:28	123-91-1	N2
Ethylbenzene	ND	ug/L	5.0	1		12/22/11 22:28	100-41-4	
2-Hexanone	ND	ug/L	25.0	1		12/22/11 22:28	591-78-6	
Isopropylbenzene (Cumene)	ND	ug/L	5.0	1		12/22/11 22:28	98-82-8	
Methyl acetate	ND	ug/L	50.0	1		12/22/11 22:28	79-20-9	N2
Methylcyclohexane	ND	ug/L	50.0	1		12/22/11 22:28	108-87-2	N2
Methylene Chloride	ND	ug/L	5.0	1		12/22/11 22:28	75-09-2	
4-Methyl-2-pentanone (MIBK)	ND	ug/L	25.0	1		12/22/11 22:28	108-10-1	
Methyl-tert-butyl ether	ND	ug/L	4.0	1		12/22/11 22:28	1634-04-4	
Styrene	ND	ug/L	5.0	1		12/22/11 22:28	100-42-5	
1,1,2,2-Tetrachloroethane	ND	ug/L	5.0	1		12/22/11 22:28	79-34-5	
Tetrachloroethene	ND	ug/L	5.0	1		12/22/11 22:28	127-18-4	
Toluene	ND	ug/L	5.0	1		12/22/11 22:28	108-88-3	
1,2,3-Trichlorobenzene	ND	ug/L	5.0	1		12/22/11 22:28	87-61-6	
1,2,4-Trichlorobenzene	ND	ug/L	5.0	1		12/22/11 22:28	120-82-1	
1,1,1-Trichloroethane	ND	ug/L	5.0	1		12/22/11 22:28	71-55-6	
1,1,2-Trichloroethane	ND	ug/L	5.0	1		12/22/11 22:28	79-00-5	

ANALYTICAL RESULTS

Project: West Vermont Street

Pace Project No.: 5055916

Sample: WVS-MWWES03a-121211-DP **Lab ID:** 5055916009 Collected: 12/12/11 15:45 Received: 12/14/11 14:02 Matrix: Water

Parameters	Results	Units	Report Limit	DF	Prepared	Analyzed	CAS No.	Qual
8260 MSV		Analytical Method: EPA 8260						
Trichloroethene	ND	ug/L	5.0	1		12/22/11 22:28	79-01-6	
Trichlorofluoromethane	ND	ug/L	5.0	1		12/22/11 22:28	75-69-4	
1,1,2-Trichlorotrifluoroethane	ND	ug/L	5.0	1		12/22/11 22:28	76-13-1	
Vinyl chloride	ND	ug/L	2.0	1		12/22/11 22:28	75-01-4	
m&p-Xylene	ND	ug/L	5.0	1		12/22/11 22:28	179601-23-1	
o-Xylene	ND	ug/L	5.0	1		12/22/11 22:28	95-47-6	
Surrogates								
Dibromofluoromethane (S)	101 %.		83-123	1		12/22/11 22:28	1868-53-7	
4-Bromofluorobenzene (S)	96 %.		72-125	1		12/22/11 22:28	460-00-4	
Toluene-d8 (S)	98 %.		81-114	1		12/22/11 22:28	2037-26-5	

ANALYTICAL RESULTS

Project: West Vermont Street

Pace Project No.: 5055918

Sample: B-1		Lab ID: 5055918001	Collected: 12/13/11 16:30	Received: 12/14/11 14:02	Matrix: Water			
Parameters	Results	Units	Report Limit	DF	Prepared	Analyzed	CAS No.	Qual
8270 MSSV TCLP Sep Funnel		Analytical Method: EPA 8270 Preparation Method: EPA 3510						
1,4-Dichlorobenzene	ND ug/L		100	1	12/21/11 12:00	12/21/11 15:56	106-46-7	
2,4-Dinitrotoluene	ND ug/L		100	1	12/21/11 12:00	12/21/11 15:56	121-14-2	
Hexachloro-1,3-butadiene	ND ug/L		100	1	12/21/11 12:00	12/21/11 15:56	87-68-3	
Hexachlorobenzene	ND ug/L		100	1	12/21/11 12:00	12/21/11 15:56	118-74-1	
Hexachloroethane	ND ug/L		100	1	12/21/11 12:00	12/21/11 15:56	67-72-1	
2-Methylphenol(o-Cresol)	ND ug/L		100	1	12/21/11 12:00	12/21/11 15:56	95-48-7	
3&4-Methylphenol(m&p Cresol)	ND ug/L		200	1	12/21/11 12:00	12/21/11 15:56		
Nitrobenzene	ND ug/L		100	1	12/21/11 12:00	12/21/11 15:56	98-95-3	
Pentachlorophenol	ND ug/L		500	1	12/21/11 12:00	12/21/11 15:56	87-86-5	
Pyridine	ND ug/L		100	1	12/21/11 12:00	12/21/11 15:56	110-86-1	
2,4,5-Trichlorophenol	ND ug/L		500	1	12/21/11 12:00	12/21/11 15:56	95-95-4	
2,4,6-Trichlorophenol	ND ug/L		100	1	12/21/11 12:00	12/21/11 15:56	88-06-2	
Surrogates								
Nitrobenzene-d5 (S)	76 %.		33-108	1	12/21/11 12:00	12/21/11 15:56	4165-60-0	
2-Fluorobiphenyl (S)	70 %.		34-106	1	12/21/11 12:00	12/21/11 15:56	321-60-8	
p-Terphenyl-d14 (S)	93 %.		31-122	1	12/21/11 12:00	12/21/11 15:56	1718-51-0	
Phenol-d5 (S)	21 %.		10-56	1	12/21/11 12:00	12/21/11 15:56	4165-62-2	
2-Fluorophenol (S)	33 %.		10-74	1	12/21/11 12:00	12/21/11 15:56	367-12-4	
2,4,6-Tribromophenol (S)	81 %.		32-124	1	12/21/11 12:00	12/21/11 15:56	118-79-6	
8260 MSV TCLP		Analytical Method: EPA 8260						
Benzene	ND ug/L		50.0	1		12/27/11 10:20	71-43-2	
2-Butanone (MEK)	ND ug/L		1000	1		12/27/11 10:20	78-93-3	
Carbon tetrachloride	ND ug/L		50.0	1		12/27/11 10:20	56-23-5	
Chlorobenzene	ND ug/L		50.0	1		12/27/11 10:20	108-90-7	
Chloroform	ND ug/L		50.0	1		12/27/11 10:20	67-66-3	
1,2-Dichloroethane	ND ug/L		50.0	1		12/27/11 10:20	107-06-2	
1,1-Dichloroethene	ND ug/L		50.0	1		12/27/11 10:20	75-35-4	
Tetrachloroethene	ND ug/L		50.0	1		12/27/11 10:20	127-18-4	
Trichloroethene	ND ug/L		50.0	1		12/27/11 10:20	79-01-6	
Vinyl chloride	ND ug/L		20.0	1		12/27/11 10:20	75-01-4	
Surrogates								
Toluene-d8 (S)	89 %.		81-114	1		12/27/11 10:20	2037-26-5	
4-Bromofluorobenzene (S)	96 %.		72-125	1		12/27/11 10:20	460-00-4	
Dibromofluoromethane (S)	97 %.		83-123	1		12/27/11 10:20	1868-53-7	

ANALYTICAL RESULTS

Project: West Vermont Street

Pace Project No.: 5055918

Sample: B-2	Lab ID: 5055918002	Collected: 12/13/11 16:45	Received: 12/14/11 14:02	Matrix: Water				
Parameters	Results	Units	Report Limit	DF	Prepared	Analyzed	CAS No.	Qual
8270 MSSV TCLP Sep Funnel		Analytical Method: EPA 8270 Preparation Method: EPA 3510						
1,4-Dichlorobenzene	ND ug/L		100	1	12/21/11 12:00	12/21/11 16:37	106-46-7	
2,4-Dinitrotoluene	ND ug/L		100	1	12/21/11 12:00	12/21/11 16:37	121-14-2	
Hexachloro-1,3-butadiene	ND ug/L		100	1	12/21/11 12:00	12/21/11 16:37	87-68-3	
Hexachlorobenzene	ND ug/L		100	1	12/21/11 12:00	12/21/11 16:37	118-74-1	
Hexachloroethane	ND ug/L		100	1	12/21/11 12:00	12/21/11 16:37	67-72-1	
2-Methylphenol(o-Cresol)	ND ug/L		100	1	12/21/11 12:00	12/21/11 16:37	95-48-7	
3&4-Methylphenol(m&p Cresol)	ND ug/L		200	1	12/21/11 12:00	12/21/11 16:37		
Nitrobenzene	ND ug/L		100	1	12/21/11 12:00	12/21/11 16:37	98-95-3	
Pentachlorophenol	ND ug/L		500	1	12/21/11 12:00	12/21/11 16:37	87-86-5	
Pyridine	ND ug/L		100	1	12/21/11 12:00	12/21/11 16:37	110-86-1	
2,4,5-Trichlorophenol	ND ug/L		500	1	12/21/11 12:00	12/21/11 16:37	95-95-4	
2,4,6-Trichlorophenol	ND ug/L		100	1	12/21/11 12:00	12/21/11 16:37	88-06-2	
Surrogates								
Nitrobenzene-d5 (S)	74 %.		33-108	1	12/21/11 12:00	12/21/11 16:37	4165-60-0	
2-Fluorobiphenyl (S)	74 %.		34-106	1	12/21/11 12:00	12/21/11 16:37	321-60-8	
p-Terphenyl-d14 (S)	91 %.		31-122	1	12/21/11 12:00	12/21/11 16:37	1718-51-0	
Phenol-d5 (S)	18 %.		10-56	1	12/21/11 12:00	12/21/11 16:37	4165-62-2	
2-Fluorophenol (S)	28 %.		10-74	1	12/21/11 12:00	12/21/11 16:37	367-12-4	
2,4,6-Tribromophenol (S)	89 %.		32-124	1	12/21/11 12:00	12/21/11 16:37	118-79-6	
8260 MSV TCLP		Analytical Method: EPA 8260						
Benzene	ND ug/L		50.0	1		12/27/11 11:08	71-43-2	
2-Butanone (MEK)	ND ug/L		1000	1		12/27/11 11:08	78-93-3	
Carbon tetrachloride	ND ug/L		50.0	1		12/27/11 11:08	56-23-5	
Chlorobenzene	ND ug/L		50.0	1		12/27/11 11:08	108-90-7	
Chloroform	ND ug/L		50.0	1		12/27/11 11:08	67-66-3	
1,2-Dichloroethane	ND ug/L		50.0	1		12/27/11 11:08	107-06-2	
1,1-Dichloroethene	ND ug/L		50.0	1		12/27/11 11:08	75-35-4	
Tetrachloroethene	ND ug/L		50.0	1		12/27/11 11:08	127-18-4	
Trichloroethene	ND ug/L		50.0	1		12/27/11 11:08	79-01-6	
Vinyl chloride	ND ug/L		20.0	1		12/27/11 11:08	75-01-4	
Surrogates								
Toluene-d8 (S)	89 %.		81-114	1		12/27/11 11:08	2037-26-5	
4-Bromofluorobenzene (S)	95 %.		72-125	1		12/27/11 11:08	460-00-4	
Dibromofluoromethane (S)	97 %.		83-123	1		12/27/11 11:08	1868-53-7	

ANALYTICAL RESULTS

Project: West Vermont Street

Pace Project No.: 5055918

Sample: B-3	Lab ID: 5055918003	Collected: 12/13/11 17:15	Received: 12/14/11 14:02	Matrix: Water				
Parameters	Results	Units	Report Limit	DF	Prepared	Analyzed	CAS No.	Qual
8270 MSSV TCLP Sep Funnel		Analytical Method: EPA 8270 Preparation Method: EPA 3510						
1,4-Dichlorobenzene	ND ug/L		100	1	12/21/11 12:00	12/21/11 16:57	106-46-7	
2,4-Dinitrotoluene	ND ug/L		100	1	12/21/11 12:00	12/21/11 16:57	121-14-2	
Hexachloro-1,3-butadiene	ND ug/L		100	1	12/21/11 12:00	12/21/11 16:57	87-68-3	
Hexachlorobenzene	ND ug/L		100	1	12/21/11 12:00	12/21/11 16:57	118-74-1	
Hexachloroethane	ND ug/L		100	1	12/21/11 12:00	12/21/11 16:57	67-72-1	
2-Methylphenol(o-Cresol)	ND ug/L		100	1	12/21/11 12:00	12/21/11 16:57	95-48-7	
3&4-Methylphenol(m&p Cresol)	ND ug/L		200	1	12/21/11 12:00	12/21/11 16:57		
Nitrobenzene	ND ug/L		100	1	12/21/11 12:00	12/21/11 16:57	98-95-3	
Pentachlorophenol	ND ug/L		500	1	12/21/11 12:00	12/21/11 16:57	87-86-5	
Pyridine	ND ug/L		100	1	12/21/11 12:00	12/21/11 16:57	110-86-1	
2,4,5-Trichlorophenol	ND ug/L		500	1	12/21/11 12:00	12/21/11 16:57	95-95-4	
2,4,6-Trichlorophenol	ND ug/L		100	1	12/21/11 12:00	12/21/11 16:57	88-06-2	
Surrogates								
Nitrobenzene-d5 (S)	67 %.		33-108	1	12/21/11 12:00	12/21/11 16:57	4165-60-0	
2-Fluorobiphenyl (S)	72 %.		34-106	1	12/21/11 12:00	12/21/11 16:57	321-60-8	
p-Terphenyl-d14 (S)	83 %.		31-122	1	12/21/11 12:00	12/21/11 16:57	1718-51-0	
Phenol-d5 (S)	19 %.		10-56	1	12/21/11 12:00	12/21/11 16:57	4165-62-2	
2-Fluorophenol (S)	29 %.		10-74	1	12/21/11 12:00	12/21/11 16:57	367-12-4	
2,4,6-Tribromophenol (S)	83 %.		32-124	1	12/21/11 12:00	12/21/11 16:57	118-79-6	
8260 MSV TCLP		Analytical Method: EPA 8260						
Benzene	ND ug/L		50.0	1		12/27/11 11:45	71-43-2	
2-Butanone (MEK)	ND ug/L		1000	1		12/27/11 11:45	78-93-3	
Carbon tetrachloride	ND ug/L		50.0	1		12/27/11 11:45	56-23-5	
Chlorobenzene	ND ug/L		50.0	1		12/27/11 11:45	108-90-7	
Chloroform	ND ug/L		50.0	1		12/27/11 11:45	67-66-3	
1,2-Dichloroethane	ND ug/L		50.0	1		12/27/11 11:45	107-06-2	
1,1-Dichloroethene	ND ug/L		50.0	1		12/27/11 11:45	75-35-4	
Tetrachloroethene	ND ug/L		50.0	1		12/27/11 11:45	127-18-4	
Trichloroethene	ND ug/L		50.0	1		12/27/11 11:45	79-01-6	
Vinyl chloride	ND ug/L		20.0	1		12/27/11 11:45	75-01-4	
Surrogates								
Toluene-d8 (S)	89 %.		81-114	1		12/27/11 11:45	2037-26-5	
4-Bromofluorobenzene (S)	96 %.		72-125	1		12/27/11 11:45	460-00-4	
Dibromofluoromethane (S)	97 %.		83-123	1		12/27/11 11:45	1868-53-7	

ANALYTICAL RESULTS

Project: West Vermont Street

Pace Project No.: 5055918

Sample: B-4	Lab ID: 5055918004	Collected: 12/13/11 17:30	Received: 12/14/11 14:02	Matrix: Water				
Parameters	Results	Units	Report Limit	DF	Prepared	Analyzed	CAS No.	Qual
8270 MSSV TCLP Sep Funnel		Analytical Method: EPA 8270 Preparation Method: EPA 3510						
1,4-Dichlorobenzene	ND ug/L		100	1	12/21/11 12:00	12/21/11 17:18	106-46-7	
2,4-Dinitrotoluene	ND ug/L		100	1	12/21/11 12:00	12/21/11 17:18	121-14-2	
Hexachloro-1,3-butadiene	ND ug/L		100	1	12/21/11 12:00	12/21/11 17:18	87-68-3	
Hexachlorobenzene	ND ug/L		100	1	12/21/11 12:00	12/21/11 17:18	118-74-1	
Hexachloroethane	ND ug/L		100	1	12/21/11 12:00	12/21/11 17:18	67-72-1	
2-Methylphenol(o-Cresol)	ND ug/L		100	1	12/21/11 12:00	12/21/11 17:18	95-48-7	
3&4-Methylphenol(m&p Cresol)	ND ug/L		200	1	12/21/11 12:00	12/21/11 17:18		
Nitrobenzene	ND ug/L		100	1	12/21/11 12:00	12/21/11 17:18	98-95-3	
Pentachlorophenol	ND ug/L		500	1	12/21/11 12:00	12/21/11 17:18	87-86-5	
Pyridine	ND ug/L		100	1	12/21/11 12:00	12/21/11 17:18	110-86-1	
2,4,5-Trichlorophenol	ND ug/L		500	1	12/21/11 12:00	12/21/11 17:18	95-95-4	
2,4,6-Trichlorophenol	ND ug/L		100	1	12/21/11 12:00	12/21/11 17:18	88-06-2	
Surrogates								
Nitrobenzene-d5 (S)	82 %.		33-108	1	12/21/11 12:00	12/21/11 17:18	4165-60-0	
2-Fluorobiphenyl (S)	78 %.		34-106	1	12/21/11 12:00	12/21/11 17:18	321-60-8	
p-Terphenyl-d14 (S)	98 %.		31-122	1	12/21/11 12:00	12/21/11 17:18	1718-51-0	
Phenol-d5 (S)	21 %.		10-56	1	12/21/11 12:00	12/21/11 17:18	4165-62-2	
2-Fluorophenol (S)	34 %.		10-74	1	12/21/11 12:00	12/21/11 17:18	367-12-4	
2,4,6-Tribromophenol (S)	92 %.		32-124	1	12/21/11 12:00	12/21/11 17:18	118-79-6	
8260 MSV TCLP		Analytical Method: EPA 8260						
Benzene	ND ug/L		50.0	1		12/27/11 12:23	71-43-2	
2-Butanone (MEK)	ND ug/L		1000	1		12/27/11 12:23	78-93-3	
Carbon tetrachloride	ND ug/L		50.0	1		12/27/11 12:23	56-23-5	
Chlorobenzene	ND ug/L		50.0	1		12/27/11 12:23	108-90-7	
Chloroform	ND ug/L		50.0	1		12/27/11 12:23	67-66-3	
1,2-Dichloroethane	ND ug/L		50.0	1		12/27/11 12:23	107-06-2	
1,1-Dichloroethene	ND ug/L		50.0	1		12/27/11 12:23	75-35-4	
Tetrachloroethene	ND ug/L		50.0	1		12/27/11 12:23	127-18-4	
Trichloroethene	ND ug/L		50.0	1		12/27/11 12:23	79-01-6	
Vinyl chloride	ND ug/L		20.0	1		12/27/11 12:23	75-01-4	
Surrogates								
Toluene-d8 (S)	89 %.		81-114	1		12/27/11 12:23	2037-26-5	
4-Bromofluorobenzene (S)	95 %.		72-125	1		12/27/11 12:23	460-00-4	
Dibromofluoromethane (S)	97 %.		83-123	1		12/27/11 12:23	1868-53-7	

ANALYTICAL RESULTS

Project: West Vermont Street

Pace Project No.: 5055918

Sample: B-5		Lab ID: 5055918005	Collected: 12/13/11 17:45	Received: 12/14/11 14:02	Matrix: Water			
Parameters	Results	Units	Report Limit	DF	Prepared	Analyzed	CAS No.	Qual
8270 MSSV TCLP Sep Funnel		Analytical Method: EPA 8270 Preparation Method: EPA 3510						
1,4-Dichlorobenzene	ND ug/L		100	1	12/21/11 12:00	12/21/11 17:38	106-46-7	
2,4-Dinitrotoluene	ND ug/L		100	1	12/21/11 12:00	12/21/11 17:38	121-14-2	
Hexachloro-1,3-butadiene	ND ug/L		100	1	12/21/11 12:00	12/21/11 17:38	87-68-3	
Hexachlorobenzene	ND ug/L		100	1	12/21/11 12:00	12/21/11 17:38	118-74-1	
Hexachloroethane	ND ug/L		100	1	12/21/11 12:00	12/21/11 17:38	67-72-1	
2-Methylphenol(o-Cresol)	ND ug/L		100	1	12/21/11 12:00	12/21/11 17:38	95-48-7	
3&4-Methylphenol(m&p Cresol)	ND ug/L		200	1	12/21/11 12:00	12/21/11 17:38		
Nitrobenzene	ND ug/L		100	1	12/21/11 12:00	12/21/11 17:38	98-95-3	
Pentachlorophenol	ND ug/L		500	1	12/21/11 12:00	12/21/11 17:38	87-86-5	
Pyridine	ND ug/L		100	1	12/21/11 12:00	12/21/11 17:38	110-86-1	
2,4,5-Trichlorophenol	ND ug/L		500	1	12/21/11 12:00	12/21/11 17:38	95-95-4	
2,4,6-Trichlorophenol	ND ug/L		100	1	12/21/11 12:00	12/21/11 17:38	88-06-2	
Surrogates								
Nitrobenzene-d5 (S)	70 %.		33-108	1	12/21/11 12:00	12/21/11 17:38	4165-60-0	
2-Fluorobiphenyl (S)	64 %.		34-106	1	12/21/11 12:00	12/21/11 17:38	321-60-8	
p-Terphenyl-d14 (S)	91 %.		31-122	1	12/21/11 12:00	12/21/11 17:38	1718-51-0	
Phenol-d5 (S)	13 %.		10-56	1	12/21/11 12:00	12/21/11 17:38	4165-62-2	
2-Fluorophenol (S)	16 %.		10-74	1	12/21/11 12:00	12/21/11 17:38	367-12-4	
2,4,6-Tribromophenol (S)	50 %.		32-124	1	12/21/11 12:00	12/21/11 17:38	118-79-6	
8260 MSV TCLP		Analytical Method: EPA 8260						
Benzene	ND ug/L		50.0	1		12/27/11 13:00	71-43-2	
2-Butanone (MEK)	ND ug/L		1000	1		12/27/11 13:00	78-93-3	
Carbon tetrachloride	ND ug/L		50.0	1		12/27/11 13:00	56-23-5	
Chlorobenzene	ND ug/L		50.0	1		12/27/11 13:00	108-90-7	
Chloroform	ND ug/L		50.0	1		12/27/11 13:00	67-66-3	
1,2-Dichloroethane	ND ug/L		50.0	1		12/27/11 13:00	107-06-2	
1,1-Dichloroethene	ND ug/L		50.0	1		12/27/11 13:00	75-35-4	
Tetrachloroethene	ND ug/L		50.0	1		12/27/11 13:00	127-18-4	
Trichloroethene	ND ug/L		50.0	1		12/27/11 13:00	79-01-6	
Vinyl chloride	ND ug/L		20.0	1		12/27/11 13:00	75-01-4	
Surrogates								
Toluene-d8 (S)	90 %.		81-114	1		12/27/11 13:00	2037-26-5	
4-Bromofluorobenzene (S)	96 %.		72-125	1		12/27/11 13:00	460-00-4	
Dibromofluoromethane (S)	97 %.		83-123	1		12/27/11 13:00	1868-53-7	

ANALYTICAL RESULTS

Project: West Vermont Street

Pace Project No.: 5055918

Sample: B-6 **Lab ID: 5055918006** Collected: 12/13/11 18:15 Received: 12/14/11 14:02 Matrix: Solid

Results reported on a "wet-weight" basis

Parameters	Results	Units	Report Limit	DF	Prepared	Analyzed	CAS No.	Qual
8270 MSSV TCLP Sep Funnel		Analytical Method: EPA 8270 Preparation Method: EPA 3510						
1,4-Dichlorobenzene	ND	ug/L	100	1	12/21/11 12:00	12/21/11 17:58	106-46-7	
2,4-Dinitrotoluene	ND	ug/L	100	1	12/21/11 12:00	12/21/11 17:58	121-14-2	
Hexachloro-1,3-butadiene	ND	ug/L	100	1	12/21/11 12:00	12/21/11 17:58	87-68-3	
Hexachlorobenzene	ND	ug/L	100	1	12/21/11 12:00	12/21/11 17:58	118-74-1	
Hexachloroethane	ND	ug/L	100	1	12/21/11 12:00	12/21/11 17:58	67-72-1	
2-Methylphenol(o-Cresol)	ND	ug/L	100	1	12/21/11 12:00	12/21/11 17:58	95-48-7	
3&4-Methylphenol(m&p Cresol)	ND	ug/L	200	1	12/21/11 12:00	12/21/11 17:58		
Nitrobenzene	ND	ug/L	100	1	12/21/11 12:00	12/21/11 17:58	98-95-3	
Pentachlorophenol	ND	ug/L	500	1	12/21/11 12:00	12/21/11 17:58	87-86-5	
Pyridine	ND	ug/L	100	1	12/21/11 12:00	12/21/11 17:58	110-86-1	
2,4,5-Trichlorophenol	ND	ug/L	500	1	12/21/11 12:00	12/21/11 17:58	95-95-4	
2,4,6-Trichlorophenol	ND	ug/L	100	1	12/21/11 12:00	12/21/11 17:58	88-06-2	
Surrogates								
Nitrobenzene-d5 (S)	77 %.		33-108	1	12/21/11 12:00	12/21/11 17:58	4165-60-0	
2-Fluorobiphenyl (S)	68 %.		34-106	1	12/21/11 12:00	12/21/11 17:58	321-60-8	
p-Terphenyl-d14 (S)	96 %.		31-122	1	12/21/11 12:00	12/21/11 17:58	1718-51-0	
Phenol-d5 (S)	17 %.		10-56	1	12/21/11 12:00	12/21/11 17:58	4165-62-2	
2-Fluorophenol (S)	27 %.		10-74	1	12/21/11 12:00	12/21/11 17:58	367-12-4	
2,4,6-Tribromophenol (S)	82 %.		32-124	1	12/21/11 12:00	12/21/11 17:58	118-79-6	
8260 MSV TCLP		Analytical Method: EPA 8260						
Benzene	ND	ug/L	50.0	1		12/27/11 13:38	71-43-2	
2-Butanone (MEK)	ND	ug/L	1000	1		12/27/11 13:38	78-93-3	
Carbon tetrachloride	ND	ug/L	50.0	1		12/27/11 13:38	56-23-5	
Chlorobenzene	ND	ug/L	50.0	1		12/27/11 13:38	108-90-7	
Chloroform	ND	ug/L	50.0	1		12/27/11 13:38	67-66-3	
1,2-Dichloroethane	ND	ug/L	50.0	1		12/27/11 13:38	107-06-2	
1,1-Dichloroethene	ND	ug/L	50.0	1		12/27/11 13:38	75-35-4	
Tetrachloroethene	ND	ug/L	50.0	1		12/27/11 13:38	127-18-4	
Trichloroethene	ND	ug/L	50.0	1		12/27/11 13:38	79-01-6	
Vinyl chloride	ND	ug/L	20.0	1		12/27/11 13:38	75-01-4	
Surrogates								
Toluene-d8 (S)	90 %.		81-114	1		12/27/11 13:38	2037-26-5	
4-Bromofluorobenzene (S)	98 %.		72-125	1		12/27/11 13:38	460-00-4	
Dibromofluoromethane (S)	97 %.		83-123	1		12/27/11 13:38	1868-53-7	

ANALYTICAL RESULTS

Project: West Vermont Street

Pace Project No.: 5055918

Sample: B-7 **Lab ID: 5055918007** Collected: 12/13/11 18:30 Received: 12/14/11 14:02 Matrix: Solid

Results reported on a "wet-weight" basis

Parameters	Results	Units	Report Limit	DF	Prepared	Analyzed	CAS No.	Qual
8270 MSSV TCLP Sep Funnel		Analytical Method: EPA 8270 Preparation Method: EPA 3510						
1,4-Dichlorobenzene	ND	ug/L	100	1	12/21/11 12:00	12/21/11 18:19	106-46-7	
2,4-Dinitrotoluene	ND	ug/L	100	1	12/21/11 12:00	12/21/11 18:19	121-14-2	
Hexachloro-1,3-butadiene	ND	ug/L	100	1	12/21/11 12:00	12/21/11 18:19	87-68-3	
Hexachlorobenzene	ND	ug/L	100	1	12/21/11 12:00	12/21/11 18:19	118-74-1	
Hexachloroethane	ND	ug/L	100	1	12/21/11 12:00	12/21/11 18:19	67-72-1	
2-Methylphenol(o-Cresol)	ND	ug/L	100	1	12/21/11 12:00	12/21/11 18:19	95-48-7	
3&4-Methylphenol(m&p Cresol)	ND	ug/L	200	1	12/21/11 12:00	12/21/11 18:19		
Nitrobenzene	ND	ug/L	100	1	12/21/11 12:00	12/21/11 18:19	98-95-3	
Pentachlorophenol	ND	ug/L	500	1	12/21/11 12:00	12/21/11 18:19	87-86-5	
Pyridine	ND	ug/L	100	1	12/21/11 12:00	12/21/11 18:19	110-86-1	
2,4,5-Trichlorophenol	ND	ug/L	500	1	12/21/11 12:00	12/21/11 18:19	95-95-4	
2,4,6-Trichlorophenol	ND	ug/L	100	1	12/21/11 12:00	12/21/11 18:19	88-06-2	
Surrogates								
Nitrobenzene-d5 (S)	75 %.		33-108	1	12/21/11 12:00	12/21/11 18:19	4165-60-0	
2-Fluorobiphenyl (S)	73 %.		34-106	1	12/21/11 12:00	12/21/11 18:19	321-60-8	
p-Terphenyl-d14 (S)	97 %.		31-122	1	12/21/11 12:00	12/21/11 18:19	1718-51-0	
Phenol-d5 (S)	17 %.		10-56	1	12/21/11 12:00	12/21/11 18:19	4165-62-2	
2-Fluorophenol (S)	27 %.		10-74	1	12/21/11 12:00	12/21/11 18:19	367-12-4	
2,4,6-Tribromophenol (S)	88 %.		32-124	1	12/21/11 12:00	12/21/11 18:19	118-79-6	
8260 MSV TCLP		Analytical Method: EPA 8260						
Benzene	ND	ug/L	50.0	1		12/27/11 14:15	71-43-2	
2-Butanone (MEK)	ND	ug/L	1000	1		12/27/11 14:15	78-93-3	
Carbon tetrachloride	ND	ug/L	50.0	1		12/27/11 14:15	56-23-5	
Chlorobenzene	ND	ug/L	50.0	1		12/27/11 14:15	108-90-7	
Chloroform	ND	ug/L	50.0	1		12/27/11 14:15	67-66-3	
1,2-Dichloroethane	ND	ug/L	50.0	1		12/27/11 14:15	107-06-2	
1,1-Dichloroethene	ND	ug/L	50.0	1		12/27/11 14:15	75-35-4	
Tetrachloroethene	ND	ug/L	50.0	1		12/27/11 14:15	127-18-4	
Trichloroethene	ND	ug/L	50.0	1		12/27/11 14:15	79-01-6	
Vinyl chloride	ND	ug/L	20.0	1		12/27/11 14:15	75-01-4	
Surrogates								
Toluene-d8 (S)	88 %.		81-114	1		12/27/11 14:15	2037-26-5	
4-Bromofluorobenzene (S)	96 %.		72-125	1		12/27/11 14:15	460-00-4	
Dibromofluoromethane (S)	96 %.		83-123	1		12/27/11 14:15	1868-53-7	

QUALIFIERS

Project: West Vermont Street

Pace Project No.: 5055918

DEFINITIONS

DF - Dilution Factor, if reported, represents the factor applied to the reported data due to changes in sample preparation, dilution of the sample aliquot, or moisture content.

ND - Not Detected at or above adjusted reporting limit.

J - Estimated concentration above the adjusted method detection limit and below the adjusted reporting limit.

MDL - Adjusted Method Detection Limit.

S - Surrogate

1,2-Diphenylhydrazine (8270 listed analyte) decomposes to Azobenzene.

Consistent with EPA guidelines, unrounded data are displayed and have been used to calculate % recovery and RPD values.

LCS(D) - Laboratory Control Sample (Duplicate)

MS(D) - Matrix Spike (Duplicate)

DUP - Sample Duplicate

RPD - Relative Percent Difference

NC - Not Calculable.

SG - Silica Gel - Clean-Up

U - Indicates the compound was analyzed for, but not detected.

N-Nitrosodiphenylamine decomposes and cannot be separated from Diphenylamine using Method 8270. The result reported for each analyte is a combined concentration.

Pace Analytical is TNI accredited. Contact your Pace PM for the current list of accredited analytes.

ATTACHMENT 1

**MARION COUNTY PUBLIC HEALTH DEPARTMENT RESIDENTIAL
POTABLE WATER WELL RESULTS (PROVIDED BY IDEM) - 2008 AND
2009**



Sample Information

Sample ID: JJ072709-8 Lab ID: F094254301
 Sample Location: 4017 COSSELL RD,
 INDIANAPOLIS, IN 46222
 Reason for Sampling: Survey Sample Description: outside spigot

Final Results

Sample ID: JJ072709-8 Lab ID: F094254301
 Matrix: Well Water Date Completed: July 30, 2009 23:07
 Received on Ice, 2-8 degrees Celsius Date Reported: August 10, 2009 10:26

Test	Result	Report Limit	MDL	DF Prepared	Analyzed	By	Qual RegLmt
1,1,2-Trichloroethane	BDL (<0.29 ug/L)	0.50	0.29	1	07/30/2009	DW	5
Trichloroethene	BDL (<0.29 ug/L)	0.50	0.29	1	07/30/2009	DW	5
Vinyl chloride	BDL (<0.16 ug/L)	0.50	0.16	1	07/30/2009	DW	2
o-Xylene	BDL (<0.21 ug/L)	0.50	0.21	1	07/30/2009	DW	10000
m-Xylene	BDL (<0.23 ug/L)	0.50	0.23	1	07/30/2009	DW	10000
Bromodichloromethane	BDL (<0.26 ug/L)	0.50	0.26	1	07/30/2009	DW	100
Bromoform	BDL (<0.47 ug/L)	0.50	0.47	1	07/30/2009	DW	100
Dibromochloromethane	BDL (<0.34 ug/L)	0.50	0.34	1	07/30/2009	DW	100
Chloroform	BDL (<0.16 ug/L)	0.50	0.16	1	07/30/2009	DW	100
METALS							
Analysis Desc: EPA 200.8		Analytical Method: EPA 200.8					
Registration Number: EPA/ISDH C-49-04							
Arsenic	BDL (<0.29 ug/L)	1.0	0.29	1	08/03/2009	TZ	10
Barium	BDL (<0.47 ug/L)	4.0	0.47	1	08/03/2009	TZ	2000
Cadmium	BDL (<0.17 ug/L)	0.50	0.17	1	08/03/2009	TZ	5
Chromium	BDL (<0.27 ug/L)	3.0	0.27	1	08/03/2009	TZ	100
Mercury	BDL (<0.13 ug/L)	0.20	0.13	1	08/03/2009	TZ	2
Lead	BDL (<0.10 ug/L)	2.0	0.10	1	08/03/2009	TZ	15
ANIONS							
Analysis Desc: EPA 300.0		Analytical Method: EPA 300.0					
Registration Number: EPA/ISDH C-49-04							
Fluoride	2.5 mg/L	0.20	0.012	1	07/28/2009	DW	4
Chloride	46.5 mg/L	2.0	0.087	1	07/28/2009	DW	250
Nitrite	BDL (<0.017 mg/L)	0.20	0.017	1	07/28/2009	DW	1
Nitrate	BDL (<0.017 mg/L)	0.20	0.017	1	07/28/2009	DW	10
Ortho-Phosphate	BDL (<0.045 mg/L)	0.20	0.045	1	07/28/2009	DW	0.5
Sulfate	4.0 mg/L	2.0	0.099	1	07/28/2009	DW	250
WET CHEMISTRY							
Analysis Desc: EPA 180.1		Analytical Method: EPA 180.1					
Registration Number: EPA/ISDH C-49-04							
Turbidity	0.56 NTU	0.010	0.010	1	07/31/2009	TZ	1



Marion County Health Department
 3838 North Rural Street
 Indianapolis, IN 46205
 Phone: (317) 221-4670
 Fax: (317) 221-4683

Sample Information

Sample ID: AR080509-2 Lab ID: F094479601
 Sample Location: 4018 COSSELL RD,
 INDIANAPOLIS, IN 46222
 Reason for Sampling: Survey Sample Description: KITCHEN SINK

Collection Information

Collection: MCHD-WQ/IAQ/HMM
 3838 North Rural Street, 5th Floor
 Indianapolis, IN 46205
 Collected By: Adam Rickert, MPI,C.H.M.M. Date Received: August 5, 2009 15:11
 Date Collected: August 5, 2009 13:30

Final Results

Sample ID: AR080509-2 Lab ID: F094479601
 Matrix: Well Water Date Completed: August 5, 2009 0:00
 Received on Ice, 2-8 degrees Celsius Date Reported: August 6, 2009 12:58

Test	Result	Report Limit	MDL	DF Prepared	Analyzed	By	Qual RegLmt
MICROBIOLOGY							
Total Coliform	*Present*			1	08/05/2009	AC	
Escherichia coli	Absent			1	08/05/2009	AC	

Testing performed at Marion County Health Department Public Health Laboratory, ISDH# M-49-02, 3838 North Rural Street, Indianapolis, IN 46205

CERTIFICATE OF ANALYSIS

This report shall not be reproduced except in full,
 without the written consent of Marion County Health Department



Sample Information

Sample ID: AR080509-2 Lab ID: F094479601
 Sample Location: 4018 COSSELL RD,
 INDIANAPOLIS, IN 46222
 Reason for Sampling: Survey Sample Description: Kitchen sink

Collection Information

Collection: MCHD-WQ/IAQ/HMM
 3838 North Rural Street, 5th Floor
 Indianapolis, IN 46205
 Collected By: Adam Rickert, MPI,C.H.M.M. Date Received: August 5, 2009 15:25
 Date Collected: August 5, 2009 13:30

Final Results

Sample ID: AR080509-2 Lab ID: F094479601
 Matrix: Well Water Date Completed: August 7, 2009 20:28
 Received on Ice, 2-8 degrees Celsius Date Reported: August 11, 2009 14:58

Test	Result	Report Limit	MDL	DF Prepared	Analyzed	By	Qual RegLmt
VOLATILES							
Analysis Desc:	EPA 524.2		Analytical Method:		EPA 524.2		
Registration Number:	EPA/ISDH C-49-04						
Benzene	BDL (<0.23 ug/L)	0.50	0.23	1	08/07/2009	ND	5
Carbon tetrachloride	BDL (<0.27 ug/L)	0.50	0.27	1	08/07/2009	ND	5
Chlorobenzene	BDL (<0.23 ug/L)	0.50	0.23	1	08/07/2009	ND	100
1,2-Dichlorobenzene	BDL (<0.28 ug/L)	0.50	0.28	1	08/07/2009	ND	600
p-Xylene	BDL (<0.23 ug/L)	0.50	0.23	1	08/07/2009	ND	10000
1,4-Dichlorobenzene	BDL (<0.30 ug/L)	0.50	0.30	1	08/07/2009	ND	75
1,2-Dichloroethane	BDL (<0.20 ug/L)	0.50	0.20	1	08/07/2009	ND	5
1,1-Dichloroethane	BDL (<0.17 ug/L)	0.50	0.17	1	08/07/2009	ND	7
1,1-Dichloroethene	BDL (<0.22 ug/L)	0.50	0.22	1	08/07/2009	ND	7
cis-1,2-Dichloroethylene	BDL (<0.16 ug/L)	0.50	0.16	1	08/07/2009	ND	70
trans-1,2-Dichloroethene	BDL (<0.15 ug/L)	0.50	0.15	1	08/07/2009	ND	100
1,2-Dichloropropane	BDL (<0.25 ug/L)	0.50	0.25	1	08/07/2009	ND	5
Ethylbenzene	BDL (<0.24 ug/L)	0.50	0.24	1	08/07/2009	ND	700
Methylene chloride	BDL (<0.19 ug/L)	0.50	0.19	1	08/07/2009	ND	5
Styrene	BDL (<0.26 ug/L)	0.50	0.26	1	08/07/2009	ND	100
Tetrachloroethene	BDL (<0.29 ug/L)	0.50	0.29	1	08/07/2009	ND	5
Toluene	BDL (<0.23 ug/L)	0.50	0.23	1	08/07/2009	ND	1000
1,2,4-Trichlorobenzene	BDL (<0.26 ug/L)	0.50	0.26	1	08/07/2009	ND	70
1,1,1-Trichloroethane	BDL (<0.22 ug/L)	0.50	0.22	1	08/07/2009	ND	200



Marion County Health Department
3838 North Rural Street
Indianapolis, IN 46205
Phone: (317) 221-4670
Fax: (317) 221-4683

Sample Information

Sample ID:	AR080509-2	Lab ID:	F094479601
Sample Location:	4018 COSSELL RD, INDIANAPOLIS, IN 46222		
Reason for Sampling:	Survey	Sample Description:	Kitchen sink

Final Results

Sample ID:	AR080509-2	Lab ID:	F094479601
Matrix:	Well Water	Date Completed:	August 10, 2009 9:21
Received on Ice, 2-8 degrees Celsius		Date Reported:	August 11, 2009 14:58

Testing performed at Marion County Health Department Public Health Laboratory, ISDH# M-49-02, 3838 North Rural Street, Indianapolis, IN 46205

CERTIFICATE OF ANALYSIS

This report shall not be reproduced except in full,
without the written consent of Marion County Health Department



Marion County Health Department
 3838 North Rural Street
 Indianapolis, IN 46205
 Phone: (317) 221-4670
 Fax: (317) 221-4683

Sample Information

Sample ID: JJ081209-10 Lab ID: E094631201
 Sample Location: 4018 W VERMONT ST,
 INDIANAPOLIS, IN 46222
 Reason for Sampling: Resample Sample Description: kitchen sink

Collection Information

Collection: MCHD-WQ/IAQ/HMM
 3838 North Rural Street, 5th Floor
 Indianapolis, IN 46205
 Collected By: Jeffery Jacquez Date Received: August 12, 2009 14:03
 Date Collected: August 12, 2009 13:05

Final Results

Sample ID: JJ081209-10 Lab ID: E094631201
 Matrix: Well Water Date Completed: August 13, 2009 1:51
 Received on Ice, 2-8 degrees Celsius Date Reported: August 17, 2009 10:59

Test	Result	Report Limit	MDL	DF Prepared	Analyzed	By	Qual RegLmt
VOLATILES							
Analysis Desc:	EPA 524.2	Analytical Method:		EPA 524.2			
Registration Number:	EPA/ISDH C-49-04						
Benzene	BDL (<0.23 ug/L)	0.50	0.23	1	08/13/2009	ND	5
Carbon tetrachloride	BDL (<0.27 ug/L)	0.50	0.27	1	08/13/2009	ND	5
Chlorobenzene	BDL (<0.23 ug/L)	0.50	0.23	1	08/13/2009	ND	100
1,2-Dichlorobenzene	BDL (<0.28 ug/L)	0.50	0.28	1	08/13/2009	ND	600
p-Xylene	BDL (<0.23 ug/L)	0.50	0.23	1	08/13/2009	ND	10000
1,4-Dichlorobenzene	BDL (<0.30 ug/L)	0.50	0.30	1	08/13/2009	ND	75
1,2-Dichloroethane	BDL (<0.20 ug/L)	0.50	0.20	1	08/13/2009	ND	5
1,1-Dichloroethane	BDL (<0.17 ug/L)	0.50	0.17	1	08/13/2009	ND	7
1,1-Dichloroethene	BDL (<0.22 ug/L)	0.50	0.22	1	08/13/2009	ND	7
cis-1,2-Dichloroethylene	BDL (<0.16 ug/L)	0.50	0.16	1	08/13/2009	ND	70
trans-1,2-Dichloroethene	BDL (<0.15 ug/L)	0.50	0.15	1	08/13/2009	ND	100
1,2-Dichloropropane	BDL (<0.25 ug/L)	0.50	0.25	1	08/13/2009	ND	5
Ethylbenzene	BDL (<0.24 ug/L)	0.50	0.24	1	08/13/2009	ND	700
Methylene chloride	BDL (<0.19 ug/L)	0.50	0.19	1	08/13/2009	ND	5
Styrene	BDL (<0.26 ug/L)	0.50	0.26	1	08/13/2009	ND	100
Tetrachloroethene	BDL (<0.29 ug/L)	0.50	0.29	1	08/13/2009	ND	5
Toluene	BDL (<0.23 ug/L)	0.50	0.23	1	08/13/2009	ND	1000
1,2,4-Trichlorobenzene	BDL (<0.26 ug/L)	0.50	0.26	1	08/13/2009	ND	70
1,1,1-Trichloroethane	BDL (<0.22 ug/L)	0.50	0.22	1	08/13/2009	ND	200



Marion County Health Department
 3838 North Rural Street
 Indianapolis, IN 46205
 Phone: (317) 221-4670
 Fax: (317) 221-4683

Sample Information

Sample ID: JJ081209-10 Lab ID: E094631201
 Sample Location: 4018 W VERMONT ST,
 INDIANAPOLIS, IN 46222
 Reason for Sampling: Resample Sample Description: kitchen sink

Final Results

Sample ID: JJ081209-10 Lab ID: E094631201
 Matrix: Well Water Date Completed: August 13, 2009 1:51
 Received on Ice, 2-8 degrees Celsius Date Reported: August 17, 2009 10:59

Test	Result	Report Limit	MDL	DF Prepared	Analyzed	By	Qual RegLmt
1,1,2-Trichloroethane	BDL (<0.29 ug/L)	0.50	0.29	1	08/13/2009	ND	5
Trichloroethene	BDL (<0.29 ug/L)	0.50	0.29	1	08/13/2009	ND	5
Vinyl chloride	5.6 ug/L	0.50	0.16	1	08/13/2009	ND	2
o-Xylene	BDL (<0.21 ug/L)	0.50	0.21	1	08/13/2009	ND	10000
m-Xylene	BDL (<0.23 ug/L)	0.50	0.23	1	08/13/2009	ND	10000
Bromodichloromethane	BDL (<0.26 ug/L)	0.50	0.26	1	08/13/2009	ND	100
Bromoform	BDL (<0.47 ug/L)	0.50	0.47	1	08/13/2009	ND	100
Dibromochloromethane	BDL (<0.34 ug/L)	0.50	0.34	1	08/13/2009	ND	100
Chloroform	BDL (<0.16 ug/L)	0.50	0.16	1	08/13/2009	ND	100
Comment	No FB results acquired.			1	08/13/2009	ND	

Testing performed at Marion County Health Department Public Health Laboratory, ISDH# M-49-02, 3838 North Rural Street, Indianapolis, IN 46205

CERTIFICATE OF ANALYSIS

This report shall not be reproduced except in full,
 without the written consent of Marion County Health Department



Marion County Health Department
 3838 North Rural Street
 Indianapolis, IN 46205
 Phone: (317) 221-4670
 Fax: (317) 221-4683

Sample Information

Sample ID: JJ082009-10 Lab ID: E094813801
 Sample Location: 4018 W VERMONT ST,
 INDIANAPOLIS, IN 46222
 Reason for Sampling: Resample Sample Description: kitchen sink

Final Results

Sample ID: JJ082009-10 Lab ID: E094813801
 Matrix: Well Water Date Completed: August 24, 2009 23:41
 Received on Ice, 2-8 degrees Celsius Date Reported: August 25, 2009 11:44

Test	Result	Report Limit	MDL	DF Prepared	Analyzed	By	Qual RegLmt
1,1,2-Trichloroethane	BDL (<0.29 ug/L)	0.50	0.29	1	08/24/2009	ND	5
Trichloroethene	BDL (<0.29 ug/L)	0.50	0.29	1	08/24/2009	ND	5
Vinyl chloride	5.2 ug/L	0.50	0.16	1	08/24/2009	ND	2
o-Xylene	BDL (<0.21 ug/L)	0.50	0.21	1	08/24/2009	ND	10000
m-Xylene	BDL (<0.23 ug/L)	0.50	0.23	1	08/24/2009	ND	10000
Bromodichloromethane	BDL (<0.26 ug/L)	0.50	0.26	1	08/24/2009	ND	100
Bromoform	BDL (<0.47 ug/L)	0.50	0.47	1	08/24/2009	ND	100
Dibromochloromethane	BDL (<0.34 ug/L)	0.50	0.34	1	08/24/2009	ND	100
Chloroform	BDL (<0.16 ug/L)	0.50	0.16	1	08/24/2009	ND	100

Testing performed at Marion County Health Department Public Health Laboratory, ISDH# M-49-02, 3838 North Rural Street, Indianapolis, IN 46205

CERTIFICATE OF ANALYSIS

This report shall not be reproduced except in full,
 without the written consent of Marion County Health Department



Marion County Health Department
 3838 North Rural Street
 Indianapolis, IN 46205
 Phone: (317) 221-4670
 Fax: (317) 221-4683

Sample Information

Sample ID: AR082709-3 Lab ID: E094956601
 Sample Location: 4018 W VERMONT ST,
 INDIANAPOLIS, IN 46222
 Reason for Sampling: Survey Sample Description: O/S; Duplicate VOA Vial has
 bubble.

Collection Information

Collection: MCHD-WQ/IAQ/HMM
 3838 North Rural Street, 5th Floor
 Indianapolis, IN 46205
 Collected By: Adam Rickert, MPI,C.H.M.M. Date Received: August 27, 2009 16:05
 Date Collected: August 27, 2009 14:54

Final Results

Sample ID: AR082709-3 Lab ID: E094956601
 Matrix: Well Water Date Completed: September 1, 2009 4:17
 Received on Ice, 2-8 degrees Celsius Date Reported: January 1, 1900 0:00

Test	Result	Report Limit	MDL	DF Prepared	Analyzed	By	Qual RegLmt
VOLATILES							
Analysis Desc:	EPA 524.2		Analytical Method:		EPA 524.2		
Registration Number:	EPA/ISDH C-49-04						
Benzene	BDL (<0.23 ug/L)	0.50	0.23	1	09/01/2009	ND	5
Carbon tetrachloride	BDL (<0.28 ug/L)	0.50	0.28	1	09/01/2009	ND	5
Chlorobenzene	BDL (<0.23 ug/L)	0.50	0.23	1	09/01/2009	ND	100
1,2-Dichlorobenzene	BDL (<0.2, ug/L)	0.50	0.2,	1	09/01/2009	ND	600
p-Xylene	BDL (<0.23 ug/L)	0.50	0.23	1	09/01/2009	ND	10000
1,4-Dichlorobenzene	BDL (<0.30 ug/L)	0.50	0.30	1	09/01/2009	ND	85
1,2-Dichloroethane	BDL (<0.20 ug/L)	0.50	0.20	1	09/01/2009	ND	5
1,1-Dichloroethane	BDL (<0.18 ug/L)	0.50	0.18	1	09/01/2009	ND	8
1,1-Dichloroethene	BDL (<0.22 ug/L)	0.50	0.22	1	09/01/2009	ND	8
cis-1,2-Dichloroethylene	BDL (<0.16 ug/L)	0.50	0.16	1	09/01/2009	ND	80
trans-1,2-Dichloroethene	BDL (<0.15 ug/L)	0.50	0.15	1	09/01/2009	ND	100
1,2-Dichloropropane	BDL (<0.25 ug/L)	0.50	0.25	1	09/01/2009	ND	5
Ethylbenzene	BDL (<0.24 ug/L)	0.50	0.24	1	09/01/2009	ND	800
Methylene chloride	BDL (<0.19 ug/L)	0.50	0.19	1	09/01/2009	ND	5
Styrene	BDL (<0.26 ug/L)	0.50	0.26	1	09/01/2009	ND	100
Tetrachloroethene	BDL (<0.29 ug/L)	0.50	0.29	1	09/01/2009	ND	5
Toluene	BDL (<0.23 ug/L)	0.50	0.23	1	09/01/2009	ND	1000
1,2,4-Trichlorobenzene	BDL (<0.26 ug/L)	0.50	0.26	1	09/01/2009	ND	80
1,1,1-Trichloroethane	BDL (<0.22 ug/L)	0.50	0.22	1	09/01/2009	ND	200



Marion County Health Department
 3838 North Rural Street
 Indianapolis, IN 46205
 Phone: (317) 221-4670
 Fax: (317) 221-4683

Sample Information

Sample ID: AR082709-3 Lab ID: E094956601
 Sample Location: 4018 W VERMONT ST,
 INDIANAPOLIS, IN 46222
 Reason for Sampling: Survey Sample Description: O/S; Duplicate VOA Vial has
 bubble.

Final Results

Sample ID: AR082709-3 Lab ID: E094956601
 Matrix: Well Water Date Completed: September 1, 2009 4:17
 Received on Ice, 2-8 degrees Celsius Date Reported: January 1, 1900 0:00

Test	Result	Report Limit	MDL	DF Prepared	Analyzed	By	Qual RegLmt
17172-Trichloroethane	BDL (<0.29 ug/L)	0.50	0.29	1	09/01/2009	ND	5
Trichloroethene	BDL (<0.29 ug/L)	0.50	0.29	1	09/01/2009	ND	5
Vinyl chloride	1.3 ug/L	0.50	0.16	1	09/01/2009	ND	2
o-Xylene	BDL (<0.21 ug/L)	0.50	0.21	1	09/01/2009	ND	10000
m-Xylene	BDL (<0.23 ug/L)	0.50	0.23	1	09/01/2009	ND	10000
Bromodichloromethane	BDL (<0.26 ug/L)	0.50	0.26	1	09/01/2009	ND	100
Bromoform	BDL (<0.48 ug/L)	0.50	0.48	1	09/01/2009	ND	100
Dibromochloromethane	BDL (<0.34 ug/L)	0.50	0.34	1	09/01/2009	ND	100
Chloroform	BDL (<0.16 ug/L)	0.50	0.16	1	09/01/2009	ND	100

Testing performed at Marion County Health Department Public Health Laboratory 71SDH# M-49-0273, 3, North Rural Street 7 Indianapolis 7IN 46205

CERTIFICATE OF ANALYSIS

This report shall not be reproduced except in full
 without the written consent of Marion County Health Department



Marion County Health Department
 3838 North Rural Street
 Indianapolis, IN 46205
 Phone: (317) 221-4670
 Fax: (317) 221-4683

Sample Information

Sample ID: AR080509-3 Lab ID: E094471801
 Sample Location: 4018 W VERMONT ST,
 INDIANAPOLIS, IN 46222
 Reason for Sampling: Survey Sample Description: kitchen sink

Collection Information

Collection: MCHD-WQ/IAQ/HMM
 3838 North Rural Street, 5th Floor
 Indianapolis, IN 46205
 Collected By: Adam Rickert, MPI,C.H.M.M. Date Received: August 5, 2009 15:11
 Date Collected: August 5, 2009 14:08

Final Results

Sample ID: AR080509-3 Lab ID: E094471801
 Matrix: Well Water Date Completed: August 12, 2009 14:56
 Received on Ice, 2-8 degrees Celsius Date Reported: August 13, 2009 13:29

Test	Result	Report Limit	MDL	DF Prepared	Analyzed	By	Qual RegLmt
VOLATILES							
Analysis Desc:	EPA 524.2		Analytical Method:		EPA 524.2		
Registration Number:	EPA/ISDH C-49-04						
Benzene	BDL (<0.23 ug/L)	0.50	0.23	1	08/12/2009	ND	5
Carbon tetrachloride	BDL (<0.27 ug/L)	0.50	0.27	1	08/12/2009	ND	5
Chlorobenzene	BDL (<0.23 ug/L)	0.50	0.23	1	08/12/2009	ND	100
1,2-Dichlorobenzene	BDL (<0.28 ug/L)	0.50	0.28	1	08/12/2009	ND	600
p-Xylene	BDL (<0.23 ug/L)	0.50	0.23	1	08/12/2009	ND	10000
1,4-Dichlorobenzene	BDL (<0.30 ug/L)	0.50	0.30	1	08/12/2009	ND	75
1,2-Dichloroethane	BDL (<0.20 ug/L)	0.50	0.20	1	08/12/2009	ND	5
1,1-Dichloroethane	BDL (<0.17 ug/L)	0.50	0.17	1	08/12/2009	ND	7
1,1-Dichloroethene	BDL (<0.22 ug/L)	0.50	0.22	1	08/12/2009	ND	7
cis-1,2-Dichloroethylene	BDL (<0.16 ug/L)	0.50	0.16	1	08/12/2009	ND	70
trans-1,2-Dichloroethene	BDL (<0.15 ug/L)	0.50	0.15	1	08/12/2009	ND	100
1,2-Dichloropropane	BDL (<0.25 ug/L)	0.50	0.25	1	08/12/2009	ND	5
Ethylbenzene	BDL (<0.24 ug/L)	0.50	0.24	1	08/12/2009	ND	700
Methylene chloride	BDL (<0.19 ug/L)	0.50	0.19	1	08/12/2009	ND	5
Styrene	BDL (<0.26 ug/L)	0.50	0.26	1	08/12/2009	ND	100
Tetrachloroethene	BDL (<0.29 ug/L)	0.50	0.29	1	08/12/2009	ND	5
Toluene	BDL (<0.23 ug/L)	0.50	0.23	1	08/12/2009	ND	1000
1,2,4-Trichlorobenzene	BDL (<0.26 ug/L)	0.50	0.26	1	08/12/2009	ND	70
1,1,1-Trichloroethane	BDL (<0.22 ug/L)	0.50	0.22	1	08/12/2009	ND	200



Sample Information

Sample ID: AR080509-3 Lab ID: E094471801
 Sample Location: 4018 W VERMONT ST,
 INDIANAPOLIS, IN 46222
 Reason for Sampling: Survey Sample Description: kitchen sink

Final Results

Sample ID: AR080509-3 Lab ID: E094471801
 Matrix: Well Water Date Completed: August 12, 2009 14:56
 Received on Ice, 2-8 degrees Celsius Date Reported: August 13, 2009 13:29

Test	Result	Report Limit	MDL	DF Prepared	Analyzed	By	Qual RegLmt
1,1,2-Trichloroethane	BDL (<0.29 ug/L)	0.50	0.29	1	08/12/2009	ND	5
Trichloroethene	BDL (<0.29 ug/L)	0.50	0.29	1	08/12/2009	ND	5
Vinyl chloride	4.6 ug/L	0.50	0.16	1	08/12/2009	ND	2
o-Xylene	BDL (<0.21 ug/L)	0.50	0.21	1	08/12/2009	ND	10000
m-Xylene	BDL (<0.23 ug/L)	0.50	0.23	1	08/12/2009	ND	10000
Bromodichloromethane	BDL (<0.26 ug/L)	0.50	0.26	1	08/12/2009	ND	100
Bromoform	BDL (<0.47 ug/L)	0.50	0.47	1	08/12/2009	ND	100
Dibromochloromethane	BDL (<0.34 ug/L)	0.50	0.34	1	08/12/2009	ND	100
Chloroform	BDL (<0.16 ug/L)	0.50	0.16	1	08/12/2009	ND	100

METALS

Analysis Desc: EPA 200.8 Analytical Method: EPA 200.8
 Registration Number: EPA/ISDH C-49-04

Arsenic	BDL (<0.29 ug/L)	1.0	0.29	1	08/10/2009	TZ	10
Barium	139 ug/L	4.0	0.47	1	08/10/2009	TZ	2000
Cadmium	BDL (<0.17 ug/L)	0.50	0.17	1	08/10/2009	TZ	5
Chromium	BDL (<0.27 ug/L)	3.0	0.27	1	08/10/2009	TZ	100
Mercury	BDL (<0.13 ug/L)	0.20	0.13	1	08/10/2009	TZ	2
Lead	BDL (<0.10 ug/L)	2.0	0.10	1	08/10/2009	TZ	15

ANIONS

Analysis Desc: EPA 300.0 Analytical Method: EPA 300.0
 Registration Number: EPA/ISDH C-49-04

Fluoride	0.22 mg/L	0.20	0.012	1	08/05/2009	ND	4
Chloride	213 mg/L	20.0	0.87	10	08/07/2009	ND	250
Nitrite	BDL (<0.017 mg/L)	0.20	0.017	1	08/05/2009	ND	1
Nitrate	BDL (<0.017 mg/L)	0.20	0.017	1	08/05/2009	ND	10
Ortho-Phosphate	BDL (<0.045 mg/L)	0.20	0.045	1	08/05/2009	ND	0.5
Sulfate	69.1 mg/L	2.0	0.099	1	08/05/2009	ND	250

WET CHEMISTRY

Analysis Desc: EPA 180.1 Analytical Method: EPA 180.1
 Registration Number: EPA/ISDH C-49-04

Turbidity	0.21 NTU	0.010	0.010	1	08/10/2009	TZ	1
-----------	----------	-------	-------	---	------------	----	---



Marion County Health Department
3838 North Rural Street
Indianapolis, IN 46205
Phone: (317) 221-4670
Fax: (317) 221-4683

Sample Information

Sample ID:	AR080509-3	Lab ID:	E094471801
Sample Location:	4018 W VERMONT ST, INDIANAPOLIS, IN 46222		
Reason for Sampling:	Survey	Sample Description:	kitchen sink

Final Results

Sample ID:	AR080509-3	Lab ID:	E094471801
Matrix:	Well Water	Date Completed:	August 10, 2009 9:21
Received on Ice, 2-8 degrees Celsius		Date Reported:	August 13, 2009 13:29

Testing performed at Marion County Health Department Public Health Laboratory, ISDH# M-49-02, 3838 North Rural Street, Indianapolis, IN 46205

CERTIFICATE OF ANALYSIS

This report shall not be reproduced except in full,
without the written consent of Marion County Health Department



Marion County Health Department
 3838 North Rural Street
 Indianapolis, IN 46205
 Phone: (317) 221-4670
 Fax: (317) 221-4683

Sample Information

Sample ID: RC091009-7 Lab ID: E095210101
 Sample Location: 4018 W VERMONT ST,
 INDIANAPOLIS, IN 46222
 Reason for Sampling: Survey Sample Description:

Collection Information

Collection: MCHD-WQ/IAQ/HMM
 3838 North Rural Street, 5th Floor
 Indianapolis, IN 46205
 Collected By: Ryan Cooper Date Received: September 10, 2009 11:26
 Date Collected: September 10, 2009 10:05

Final Results

Sample ID: RC091009-7 Lab ID: E095210101
 Matrix: Well Water Date Completed: September 11, 2009 0:39
 Received on Ice, Out of Range, 2-8 deg C Date Reported: September 11, 2009 9:48

Test	Result	Report Limit	MDL	DF Prepared	Analyzed	By	Qual RegLmt
VOLATILES							
Analysis Desc:	EPA 524.2	Analytical Method:	EPA 524.2				
Registration Number:	EPA/ISDH C-49-04						
Benzene	BDL (<0.23 ug/L)	0.50	0.23	1	09/11/2009	TZ	5
Carbon tetrachloride	BDL (<0.27 ug/L)	0.50	0.27	1	09/11/2009	TZ	5
Chlorobenzene	BDL (<0.23 ug/L)	0.50	0.23	1	09/11/2009	TZ	100
1,2-Dichlorobenzene	BDL (<0.28 ug/L)	0.50	0.28	1	09/11/2009	TZ	600
p-Xylene	BDL (<0.23 ug/L)	0.50	0.23	1	09/11/2009	TZ	10000
1,4-Dichlorobenzene	BDL (<0.30 ug/L)	0.50	0.30	1	09/11/2009	TZ	75
1,2-Dichloroethane	BDL (<0.20 ug/L)	0.50	0.20	1	09/11/2009	TZ	5
1,1-Dichloroethane	BDL (<0.17 ug/L)	0.50	0.17	1	09/11/2009	TZ	7
1,1-Dichloroethene	BDL (<0.22 ug/L)	0.50	0.22	1	09/11/2009	TZ	7
cis-1,2-Dichloroethylene	BDL (<0.16 ug/L)	0.50	0.16	1	09/11/2009	TZ	70
trans-1,2-Dichloroethene	BDL (<0.15 ug/L)	0.50	0.15	1	09/11/2009	TZ	100
1,2-Dichloropropane	BDL (<0.25 ug/L)	0.50	0.25	1	09/11/2009	TZ	5
Ethylbenzene	BDL (<0.24 ug/L)	0.50	0.24	1	09/11/2009	TZ	700
Methylene chloride	BDL (<0.19 ug/L)	0.50	0.19	1	09/11/2009	TZ	5
Styrene	BDL (<0.26 ug/L)	0.50	0.26	1	09/11/2009	TZ	100
Tetrachloroethene	BDL (<0.29 ug/L)	0.50	0.29	1	09/11/2009	TZ	5
Toluene	BDL (<0.23 ug/L)	0.50	0.23	1	09/11/2009	TZ	1000
1,2,4-Trichlorobenzene	BDL (<0.26 ug/L)	0.50	0.26	1	09/11/2009	TZ	70
1,1,1-Trichloroethane	BDL (<0.22 ug/L)	0.50	0.22	1	09/11/2009	TZ	200



Sample Information

Sample ID: RC091009-7 Lab ID: E095210101
 Sample Location: 4018 W VERMONT ST,
 INDIANAPOLIS, IN 46222
 Reason for Sampling: Survey Sample Description:

Final Results

Sample ID: RC091009-7 Lab ID: E095210101
 Matrix: Well Water Date Completed: September 11, 2009 0:39
 Received on Ice, Out of Range, 2-8 deg C Date Reported: September 11, 2009 9:48

Test	Result	Report Limit	MDL	DF Prepared	Analyzed	By	Qual RegLmt
1,1,2-Trichloroethane	BDL (<0.29 ug/L)	0.50	0.29	1	09/11/2009	TZ	5
Trichloroethene	BDL (<0.29 ug/L)	0.50	0.29	1	09/11/2009	TZ	5
Vinyl chloride	3.6 ug/L	0.50	0.16	1	09/11/2009	TZ	2
o-Xylene	BDL (<0.21 ug/L)	0.50	0.21	1	09/11/2009	TZ	10000
m-Xylene	BDL (<0.23 ug/L)	0.50	0.23	1	09/11/2009	TZ	10000
Bromodichloromethane	BDL (<0.26 ug/L)	0.50	0.26	1	09/11/2009	TZ	100
Bromoform	BDL (<0.47 ug/L)	0.50	0.47	1	09/11/2009	TZ	100
Dibromochloromethane	BDL (<0.34 ug/L)	0.50	0.34	1	09/11/2009	TZ	100
Chloroform	BDL (<0.16 ug/L)	0.50	0.16	1	09/11/2009	TZ	100

Testing performed at Marion County Health Department Public Health Laboratory, ISDH# M-49-02, 3838 North Rural Street, Indianapolis, IN 46205

CERTIFICATE OF ANALYSIS

This report shall not be reproduced except in full,
 without the written consent of Marion County Health Department



Sample Information

mbp l eRID S C- 09L1097o ab ID S E09521L90L
 mbp l eRIa ct bir4S
 80LWV IMECON T, Im A
 DT: DP TP 6Na DnACT III8s ooo
 CRbfc4Ircgnbp l a4uS NivRg mbp l eRI: Rft gl in4S NyifitHR/Q/m

Collection Information

- ceet ir4S O- Q: 7V 3 /DP 3 /QO O
 2WWT cgvICybdnigRRASivlhæcg
 D4Hb4bl cefACT II8s o05
 - ceet iRHF dS Cdb4I- ccl Rg : biRICRt RBRFS nRI iRp RglL1Ao009III5S2
 : biRI- ceet iRFS nRI iRp RglL1Ao009III9S21

Final Results

mbp l eRID S C- 09L1097o ab ID S E09521L90L
 O bigxS Well Water : biRI- cp l eRHS nRI iRp RglL9Ao009IIIoS05
 CRt RBRHc4IDRANyicriCb4uRAo7WHRuI- : biRICRl cgrHS nRI iRp RglL1Ao009III0S0

, Rfi CRfyi CRl cglap ni O : a : hI6gRI bgRH P 4bedzRH F d 3 ybdCRua p il

VOLATILES

Analysis Desc:	EPA 524.2	Analytical Method:	EPA 524.2				
Registration Number:	EPA/ISDH C-49-04						
Benzene	BDL (<0.23 ug/L)	0.50	0.23	1	09/19/2009	TZ	5
Carbon tetrachloride	BDL (<0.27 ug/L)	0.50	0.27	1	09/19/2009	TZ	5
Chlorobenzene	BDL (<0.23 ug/L)	0.50	0.23	1	09/19/2009	TZ	100
1,2-Dichlorobenzene	BDL (<0.28 ug/L)	0.50	0.28	1	09/19/2009	TZ	600
p-Xylene	BDL (<0.23 ug/L)	0.50	0.23	1	09/19/2009	TZ	10000
1,4-Dichlorobenzene	BDL (<0.30 ug/L)	0.50	0.30	1	09/19/2009	TZ	75
1,2-Dichloroethane	BDL (<0.20 ug/L)	0.50	0.20	1	09/19/2009	TZ	5
1,1-Dichloroethane	BDL (<0.17 ug/L)	0.50	0.17	1	09/19/2009	TZ	7
1,1-Dichloroethene	BDL (<0.22 ug/L)	0.50	0.22	1	09/19/2009	TZ	7
cis-1,2-Dichloroethylene	BDL (<0.16 ug/L)	0.50	0.16	1	09/19/2009	TZ	70
trans-1,2-Dichloroethene	BDL (<0.15 ug/L)	0.50	0.15	1	09/19/2009	TZ	100
1,2-Dichloropropane	BDL (<0.25 ug/L)	0.50	0.25	1	09/19/2009	TZ	5
Ethylbenzene	BDL (<0.24 ug/L)	0.50	0.24	1	09/19/2009	TZ	700
Methylene chloride	BDL (<0.19 ug/L)	0.50	0.19	1	09/19/2009	TZ	5
Styrene	BDL (<0.26 ug/L)	0.50	0.26	1	09/19/2009	TZ	100
Tetrachloroethene	BDL (<0.29 ug/L)	0.50	0.29	1	09/19/2009	TZ	5
Toluene	BDL (<0.23 ug/L)	0.50	0.23	1	09/19/2009	TZ	1000
1,2,4-Trichlorobenzene	BDL (<0.26 ug/L)	0.50	0.26	1	09/19/2009	TZ	70
1,1,1-Trichloroethane	BDL (<0.22 ug/L)	0.50	0.22	1	09/19/2009	TZ	200



Marion County Health Department
 3838 North Rural Street
 Indianapolis, IN 46205
 Phone: (317) 221-4670
 Fax: (317) 221-4683

Sample Information

mbp l eRID S C- 09L1097o a b ID S E09521L90L
 mbp l eRIa ct bir4S
 80LWV IMECON T, Im A
 DT: IP TP 6Na DnAT III8s 000
 CRfc4Ircgnbp l a4uS NivRg mbp l eRI: Rft gl in4S NyifitHR/Q/m

Final Results

mbp l eRID S C- 09L1097o a b ID S E09521L90L
 O bigxS Well Water : biRI- cp l eRIHS mRI iRp RgIL9A0009III0S05
 CR RBRHc4IDRANyicrIcb4uR4o7WHRuI- : biRICRI cgrHS mRI iRp RgIoLA0009III0S0

, Rfi	CRfyi	CRl cglap ni	O : a	: hI6grl bgRH	P 4bedzRH	F d	3 ybdCRua p il
1,1,2-Trichloroethane	BDL (<0.29 ug/L)	0.50	0.29	1	09/19/2009	TZ	5
Trichloroethene	BDL (<0.29 ug/L)	0.50	0.29	1	09/19/2009	TZ	5
Vinyl chloride	3.6 ug/L	0.50	0.16	1	09/19/2009	TZ	2
o-Xylene	BDL (<0.21 ug/L)	0.50	0.21	1	09/19/2009	TZ	10000
m-Xylene	BDL (<0.23 ug/L)	0.50	0.23	1	09/19/2009	TZ	10000
Bromodichloromethane	BDL (<0.26 ug/L)	0.50	0.26	1	09/19/2009	TZ	100
Bromoform	BDL (<0.47 ug/L)	0.50	0.47	1	09/19/2009	TZ	100
Dibromochloromethane	BDL (<0.34 ug/L)	0.50	0.34	1	09/19/2009	TZ	100
Chloroform	BDL (<0.16 ug/L)	0.50	0.16	1	09/19/2009	TZ	100

Testing performed at Marion County Health Department Public Health Laboratory, ISDH# M-49-02, 3838 North Rural Street, Indianapolis, IN 46205

CERTIFICATE OF ANALYSIS

This report shall not be reproduced except in full,
 without the written consent of Marion County Health Department



Sample Information

mbp l eRID S C- 090709cc a b ID S E09509210L
 mbp l eRIa t i br t 8S
 WOLcIV IMECON T, Im A
 DT: DP TP 6Na DrACT IIIW222
 CRoft 8Irt glnbp l e8uS mvgyRH mbp l eRI: Rfi g l r t 8S

Collection Information

- t eRI r t 8S O- Q: oV / DP / QOO
 7c7cIT t ghICv gbdmpRRn5rhIF t g
 Dd48bl t e f ACT IIW205
 - t eRI rRdIBHS CH8I- t t l Rg : brRICRi R4yRdS nRI rRp Rg7A2009III7S0s
 : brRI- t eRI rRdS nRI rRp Rg7A2009IIILLS5c

Final Results

mbp l eRID S C- 090709cc a b ID S E09509210L
 O br g t S Well Water : brRI- t p l eRIrRdS nRI rRp Rg9A2009III9SL7
 CRi R4yRdlt 8IDRA2cc l dRugRRf- Ref4vf : brRICRi t gRdS nRI rRp RgLLA2009III9SW

, Rfn CRfvn CRl t g l a p 4 h O : a : FI6 g R l b g R d P 8 b e t z R d BH / v b d C R u a p r l

VOLATILES

Analysis Desc: EPA 524.2 Analytical Method: EPA 524.2
 Registration Number: EPA/ISDH C-49-04

Compound	BDL (< ug/L)	0.50	0.23	1	09/09/2009	TZ	5
Benzene	BDL (<0.23 ug/L)	0.50	0.23	1	09/09/2009	TZ	5
Carbon tetrachloride	BDL (<0.27 ug/L)	0.50	0.27	1	09/09/2009	TZ	5
Chlorobenzene	BDL (<0.23 ug/L)	0.50	0.23	1	09/09/2009	TZ	100
1,2-Dichlorobenzene	BDL (<0.28 ug/L)	0.50	0.28	1	09/09/2009	TZ	600
p-Xylene	BDL (<0.23 ug/L)	0.50	0.23	1	09/09/2009	TZ	10000
1,4-Dichlorobenzene	BDL (<0.30 ug/L)	0.50	0.30	1	09/09/2009	TZ	75
1,2-Dichloroethane	BDL (<0.20 ug/L)	0.50	0.20	1	09/09/2009	TZ	5
1,1-Dichloroethane	BDL (<0.17 ug/L)	0.50	0.17	1	09/09/2009	TZ	7
1,1-Dichloroethene	BDL (<0.22 ug/L)	0.50	0.22	1	09/09/2009	TZ	7
cis-1,2-Dichloroethylene	BDL (<0.16 ug/L)	0.50	0.16	1	09/09/2009	TZ	70
trans-1,2-Dichloroethene	BDL (<0.15 ug/L)	0.50	0.15	1	09/09/2009	TZ	100
1,2-Dichloropropane	BDL (<0.25 ug/L)	0.50	0.25	1	09/09/2009	TZ	5
Ethylbenzene	BDL (<0.24 ug/L)	0.50	0.24	1	09/09/2009	TZ	700
Methylene chloride	BDL (<0.19 ug/L)	0.50	0.19	1	09/09/2009	TZ	5
Styrene	BDL (<0.26 ug/L)	0.50	0.26	1	09/09/2009	TZ	100
Tetrachloroethene	BDL (<0.29 ug/L)	0.50	0.29	1	09/09/2009	TZ	5
Toluene	BDL (<0.23 ug/L)	0.50	0.23	1	09/09/2009	TZ	1000
1,2,4-Trichlorobenzene	BDL (<0.26 ug/L)	0.50	0.26	1	09/09/2009	TZ	70
1,1,1-Trichloroethane	BDL (<0.22 ug/L)	0.50	0.22	1	09/09/2009	TZ	200



Sample Information

nbp l eRID S C- 090709cc a b ID S E09509210L
 nbp l eRIa t i brt 8S
 WOLcIV IMECONT, Im A
 DT: DP TP 6Na DnAT IIIW222
 CRft 8Irt gnbp l e8uS mvgyRH nbp l eRI: Rfi gl n4 8S

Final Results

nbp l eRID S C- 090709cc a b ID S E09509210L
 O brgkS Well Water : brRI- t p l eRRdS nRI nRp RgI9A2009III9SL7
 CRi R4 Rdlt 8IDRA2cc IdRugRRFI- Ref4f : brRICRI t gRdS nRI nRp RgILLA2009III9SW

, Rfn	CRfven	CRl t gla 4p 4n	O : a	: FI6grl bgRd	P 8bdLzRd	BH	/ vbdCRua p rl
1,1,2-Trichloroethane	BDL (<0.29 ug/L)	0.50	0.29	1	09/09/2009	TZ	5
Trichloroethene	BDL (<0.29 ug/L)	0.50	0.29	1	09/09/2009	TZ	5
Vinyl chloride	4.5 ug/L	0.50	0.16	1	09/09/2009	TZ	2
o-Xylene	BDL (<0.21 ug/L)	0.50	0.21	1	09/09/2009	TZ	10000
m-Xylene	BDL (<0.23 ug/L)	0.50	0.23	1	09/09/2009	TZ	10000
Bromodichloromethane	BDL (<0.26 ug/L)	0.50	0.26	1	09/09/2009	TZ	100
Bromoform	BDL (<0.47 ug/L)	0.50	0.47	1	09/09/2009	TZ	100
Dibromochloromethane	BDL (<0.34 ug/L)	0.50	0.34	1	09/09/2009	TZ	100
Chloroform	BDL (<0.16 ug/L)	0.50	0.16	1	09/09/2009	TZ	100

Testing performed at Marion County Health Department Public Health Laboratory, ISDH# M-49-02, 3838 North Rural Street, Indianapolis, IN 46205

CERTIFICATE OF ANALYSIS

This report shall not be reproduced except in full,
 without the written consent of Marion County Health Department



Sample Information

Sample ID: JJ072709-9 Lab ID: E094251101
 Sample Location: 4019 COSSELL RD,
 INDIANAPOLIS, IN 46222
 Reason for Sampling: Survey Sample Description: kitchen sink

Final Results

Sample ID: JJ072709-9 Lab ID: E094251101
 Matrix: Well Water Date Completed: July 30, 2009 23:51
 Received on Ice, 2-8 degrees Celsius Date Reported: August 10, 2009 10:26

Test	Result	Report Limit	MDL	DF Prepared	Analyzed	By	Qual RegLmt
1,1,2-Trichloroethane	BDL (<0.29 ug/L)	0.50	0.29	1	07/30/2009	DW	5
Trichloroethene	BDL (<0.29 ug/L)	0.50	0.29	1	07/30/2009	DW	5
Vinyl chloride	BDL (<0.16 ug/L)	0.50	0.16	1	07/30/2009	DW	2
o-Xylene	BDL (<0.21 ug/L)	0.50	0.21	1	07/30/2009	DW	10000
m-Xylene	BDL (<0.23 ug/L)	0.50	0.23	1	07/30/2009	DW	10000
Bromodichloromethane	BDL (<0.26 ug/L)	0.50	0.26	1	07/30/2009	DW	100
Bromoform	BDL (<0.47 ug/L)	0.50	0.47	1	07/30/2009	DW	100
Dibromochloromethane	BDL (<0.34 ug/L)	0.50	0.34	1	07/30/2009	DW	100
Chloroform	BDL (<0.16 ug/L)	0.50	0.16	1	07/30/2009	DW	100

METALS

Analysis Desc: EPA 200.8 Analytical Method: EPA 200.8
 Registration Number: EPA/ISDH C-49-04

Arsenic	BDL (<0.29 ug/L)	1.0	0.29	1	08/03/2009	TZ	10
Barium	68.9 ug/L	4.0	0.47	1	08/03/2009	TZ	2000
Cadmium	BDL (<0.17 ug/L)	0.50	0.17	1	08/03/2009	TZ	5
Chromium	BDL (<0.27 ug/L)	3.0	0.27	1	08/03/2009	TZ	100
Mercury	BDL (<0.13 ug/L)	0.20	0.13	1	08/03/2009	TZ	2
Iron	359 ug/L	40.0	2.6	1	08/03/2009	TZ	300
Lead	BDL (<0.10 ug/L)	2.0	0.10	1	08/03/2009	TZ	15

ANIONS

Analysis Desc: EPA 300.0 Analytical Method: EPA 300.0
 Registration Number: EPA/ISDH C-49-04

Fluoride	BDL (<0.012 mg/L)	0.20	0.012	1	07/28/2009	DW	4
Chloride	158 mg/L	2.0	0.087	1	07/28/2009	DW	250
Nitrite	BDL (<0.017 mg/L)	0.20	0.017	1	07/28/2009	DW	1
Nitrate	BDL (<0.017 mg/L)	0.20	0.017	1	07/28/2009	DW	10
Ortho-Phosphate	BDL (<0.045 mg/L)	0.20	0.045	1	07/28/2009	DW	0.5
Sulfate	80.7 mg/L	2.0	0.099	1	07/28/2009	DW	250

WET CHEMISTRY

Analysis Desc: EPA 180.1 Analytical Method: EPA 180.1
 Registration Number: EPA/ISDH C-49-04

Turbidity	0.17 NTU	0.010	0.010	1	07/31/2009	TZ	1
-----------	----------	-------	-------	---	------------	----	---



Marion County Health Department
3838 North Rural Street
Indianapolis, IN 46205
Phone: (317) 221-4670
Fax: (317) 221-4683

Sample Information

Sample ID:	JJ072709-9	Lab ID:	E094251101
Sample Location:	4019 COSSELL RD, INDIANAPOLIS, IN 46222		
Reason for Sampling:	Survey	Sample Description:	kitchen sink

Final Results

Sample ID:	JJ072709-9	Lab ID:	E094251101
Matrix:	Well Water	Date Completed:	July 31, 2009 8:01
Received on Ice, 2-8 degrees Celsius		Date Reported:	August 10, 2009 10:26

Testing performed at Marion County Health Department Public Health Laboratory, ISDH# M-49-02, 3838 North Rural Street, Indianapolis, IN 46205

CERTIFICATE OF ANALYSIS

This report shall not be reproduced except in full,
without the written consent of Marion County Health Department



Marion County Health Department
 3838 North Rural Street
 Indianapolis, IN 46205
 Phone: (317) 221-4670
 Fax: (317) 221-4683

Sample Information

Sample ID: RC072709-2 Lab ID: E094248801
 Sample Location: 4042 W VERMONT ST,
 INDIANAPOLIS, IN 46222
 Reason for Sampling: Other Sample Description: outside

Collection Information

Collection: MCHD-WQ/IAQ/HMM
 3838 North Rural Street, 5th Floor
 Indianapolis, IN 46205
 Collected By: Ryan Cooper Date Received: July 27, 2009 13:30
 Date Collected: July 27, 2009 11:35

Final Results

Sample ID: RC072709-2 Lab ID: E094248801
 Matrix: Well Water Date Completed: August 4, 2009 0:00
 Received on Ice, 2-8 degrees Celsius Date Reported: August 10, 2009 13:22

Test	Result	Report Limit	MDL	DF Prepared	Analyzed	By	Qual RegLmt
VOLATILES							
Analysis Desc:	EPA 524.2		Analytical Method:		EPA 524.2		
Registration Number:	EPA/ISDH C-49-04						
Benzene	BDL (<0.23 ug/L)	0.50	0.23	1	08/04/2009	ND	5
Carbon tetrachloride	BDL (<0.27 ug/L)	0.50	0.27	1	08/04/2009	ND	5
Chlorobenzene	BDL (<0.23 ug/L)	0.50	0.23	1	08/04/2009	ND	100
1,2-Dichlorobenzene	BDL (<0.28 ug/L)	0.50	0.28	1	08/04/2009	ND	600
p-Xylene	BDL (<0.23 ug/L)	0.50	0.23	1	08/04/2009	ND	10000
1,4-Dichlorobenzene	BDL (<0.30 ug/L)	0.50	0.30	1	08/04/2009	ND	75
1,2-Dichloroethane	BDL (<0.20 ug/L)	0.50	0.20	1	08/04/2009	ND	5
1,1-Dichloroethane	BDL (<0.17 ug/L)	0.50	0.17	1	08/04/2009	ND	7
1,1-Dichloroethene	BDL (<0.22 ug/L)	0.50	0.22	1	08/04/2009	ND	7
cis-1,2-Dichloroethylene	BDL (<0.16 ug/L)	0.50	0.16	1	08/04/2009	ND	70
trans-1,2-Dichloroethene	BDL (<0.15 ug/L)	0.50	0.15	1	08/04/2009	ND	100
1,2-Dichloropropane	BDL (<0.25 ug/L)	0.50	0.25	1	08/04/2009	ND	5
Ethylbenzene	BDL (<0.24 ug/L)	0.50	0.24	1	08/04/2009	ND	700
Methylene chloride	BDL (<0.19 ug/L)	0.50	0.19	1	08/04/2009	ND	5
Styrene	BDL (<0.26 ug/L)	0.50	0.26	1	08/04/2009	ND	100
Tetrachloroethene	BDL (<0.29 ug/L)	0.50	0.29	1	08/04/2009	ND	5
Toluene	BDL (<0.23 ug/L)	0.50	0.23	1	08/04/2009	ND	1000
1,2,4-Trichlorobenzene	BDL (<0.26 ug/L)	0.50	0.26	1	08/04/2009	ND	70
1,1,1-Trichloroethane	BDL (<0.22 ug/L)	0.50	0.22	1	08/04/2009	ND	200



Marion County Health Department
 3838 North Rural Street
 Indianapolis, IN 46205
 Phone: (317) 221-4670
 Fax: (317) 221-4683

Sample Information

Sample ID: RC072709-2 Lab ID: E094248801
 Sample Location: 4042 W VERMONT ST,
 INDIANAPOLIS, IN 46222
 Reason for Sampling: Other Sample Description: outside

Final Results

Sample ID: RC072709-2 Lab ID: E094248801
 Matrix: Well Water Date Completed: August 4, 2009 0:00
 Received on Ice, 2-8 degrees Celsius Date Reported: August 10, 2009 13:22

Test	Result	Report Limit	MDL	DF Prepared	Analyzed	By	Qual RegLmt
1,1,2-Trichloroethane	BDL (<0.29 ug/L)	0.50	0.29	1	08/04/2009	ND	5
Trichloroethene	BDL (<0.29 ug/L)	0.50	0.29	1	08/04/2009	ND	5
Vinyl chloride	0.77 ug/L	0.50	0.16	1	08/04/2009	ND	2
o-Xylene	BDL (<0.21 ug/L)	0.50	0.21	1	08/04/2009	ND	10000
m-Xylene	BDL (<0.23 ug/L)	0.50	0.23	1	08/04/2009	ND	10000
Bromodichloromethane	BDL (<0.26 ug/L)	0.50	0.26	1	08/04/2009	ND	100
Bromoform	BDL (<0.47 ug/L)	0.50	0.47	1	08/04/2009	ND	100
Dibromochloromethane	BDL (<0.34 ug/L)	0.50	0.34	1	08/04/2009	ND	100
Chloroform	BDL (<0.16 ug/L)	0.50	0.16	1	08/04/2009	ND	100

Testing performed at Marion County Health Department Public Health Laboratory, ISDH# M-49-02, 3838 North Rural Street, Indianapolis, IN 46205

CERTIFICATE OF ANALYSIS

This report shall not be reproduced except in full,
 without the written consent of Marion County Health Department



Sample Information

mbp l eAID S	R5 0- 3o09c3	a b ID S	E09497180L
mbp l eAa t i bnWVS	4043IMIOE5 NT, PInPd		
	D : IR, R2T a Drd III41333		
5 Abst Vft rInbp l eWgS	murvAy	mbp l eA: Asi rWnWVS	T km

Collection Information

ht eA nWVS	N h C: cMHRHICNN		
	8- 8- I, t nQ5 urbdmrAA7rQ/ d t r		
	DFWVbl t eAID II41307		
ht eA nAFId yS	R Fbp I5 WBArrdN 2 eñ .C.N.N.	: bnA5 Ai AWAFS	Rugusr3o63009III1S07
: bnAht eA nAFS	Rugusr3o63009III4S74		

Final Results

mbp l eAID S	R5 0- 3o09c3	a b ID S	E09497180L
N brWVS	Well Water	: bnAht p l eAnAFS	mAl nAp ArI- 63009II30S07
5 Ai AWAFIt VID A63c- IFAgrAAslh AsWVS		: bnA5 A l t rnAFS	mAl nAp ArILL63009III9S0o

PAsn	5 Asuen	5 A l t rria W W	N : a	: / I2rAl brAF	R VbeyzAF	d y	Hubd5 Aga p rl
------	---------	------------------	-------	----------------	-----------	-----	----------------

VOLATILES

Analysis Desc:	EPA 524.2	Analytical Method:	EPA 524.2				
Registration Number:	EPA/ISDH C-49-04						
Benzene	BDL (<0.23 ug/L)	0.50	0.23	1	09/0Z/2009	T7	5
Carbon tetrachloride	BDL (<0.2, ug/L)	0.50	0.2,	1	09/0Z/2009	T7	5
Chlorobenzene	BDL (<0.23 ug/L)	0.50	0.23	1	09/0Z/2009	T7	100
1,2-Dichlorobenzene	BDL (<0.2Z ug/L)	0.50	0.2Z	1	09/0Z/2009	T7	600
p-Xylene	BDL (<0.23 ug/L)	0.50	0.23	1	09/0Z/2009	T7	10000
1,3-Dichlorobenzene	BDL (<0.30 ug/L)	0.50	0.30	1	09/0Z/2009	T7	, 5
1,2-Dichloroethane	BDL (<0.20 ug/L)	0.50	0.20	1	09/0Z/2009	T7	5
1,1-Dichloroethane	BDL (<0.1, ug/L)	0.50	0.1,	1	09/0Z/2009	T7	,
1,1-Dichloroethene	BDL (<0.22 ug/L)	0.50	0.22	1	09/0Z/2009	T7	,
cis-1,2-Dichloroethylene	BDL (<0.16 ug/L)	0.50	0.16	1	09/0Z/2009	T7	, 0
trans-1,2-Dichloroethene	BDL (<0.15 ug/L)	0.50	0.15	1	09/0Z/2009	T7	100
1,2-Dichloropropane	BDL (<0.25 ug/L)	0.50	0.25	1	09/0Z/2009	T7	5
Ethylbenzene	BDL (<0.24 ug/L)	0.50	0.24	1	09/0Z/2009	T7	, 00
Methylene chloride	BDL (<0.19 ug/L)	0.50	0.19	1	09/0Z/2009	T7	5
Styrene	BDL (<0.26 ug/L)	0.50	0.26	1	09/0Z/2009	T7	100
Tetrachloroethene	BDL (<0.29 ug/L)	0.50	0.29	1	09/0Z/2009	T7	5
Toluene	BDL (<0.23 ug/L)	0.50	0.23	1	09/0Z/2009	T7	1000
1,2,4-Trichlorobenzene	BDL (<0.26 ug/L)	0.50	0.26	1	09/0Z/2009	T7	, 0
1,1,1-Trichloroethane	BDL (<0.22 ug/L)	0.50	0.22	1	09/0Z/2009	T7	200



Marion County Health Department
 3838 North Rural Street
 Indianapolis, IN 46205
 Phone: (317) 221-4670
 Fax: (317) 221-4683

Sample Information

nbp l eAID S R5 0- 3o09c3 a b ID S E09497180L
 nbp l eAa t i bnWVS
 4043IMIOE5 NT, PInPd
 D : IR, R2T a Drd III41333
 5 Abst Vft rInbp l eWgS murvAy nbp l eA: Asi rWnWVS T km

Final Results

nbp l eAID S R5 0- 3o09c3 a b ID S E09497180L
 N brWS Well Water : bnAht p l eAnAFS mA nAp ArI- 63009II30S7
 5 Ai AWAFIt MD A63c- IF AgrAslh AsWs : bnA5 A t rAFS mA nAp ArILL63009III9S1o

PA sn	5 Auen	5 A t r rla W W	N : a	: / l2rA brAF	R VbeyzAF	d y	Hubd5 Aga p rl
1818-Trichloroethane	BDL (<0.29 ug/L)	0.50	0.29	1	09/0Z/2009	T7	5
Trichloroethene	BDL (<0.29 ug/L)	0.50	0.29	1	09/0Z/2009	T7	5
Vinyl chloride	1.Z ug/L	0.50	0.16	1	09/0Z/2009	T7	2
o-Xylene	BDL (<0.21 ug/L)	0.50	0.21	1	09/0Z/2009	T7	10000
m-Xylene	BDL (<0.23 ug/L)	0.50	0.23	1	09/0Z/2009	T7	10000
Bromodichloromethane	BDL (<0.26 ug/L)	0.50	0.26	1	09/0Z/2009	T7	100
Bromoform	BDL (<0.4, ug/L)	0.50	0.4,	1	09/0Z/2009	T7	100
Dibromochloromethane	BDL (<0.34 ug/L)	0.50	0.34	1	09/0Z/2009	T7	100
Chloroform	BDL (<0.16 ug/L)	0.50	0.16	1	09/0Z/2009	T7	100

Testing performed at Marion County Health Department Public Health Laboratory 81SDH# M-49-0283Z3Z North Rural Street 81Indianapolis 81N 46205

CERTIFICATE OF ANALYSIS

This report shall not be reproduced except in full without the written consent of Marion County Health Department



Marion County Health Department
 3838 North Rural Street
 Indianapolis, IN 46205
 Phone: (317) 221-4670
 Fax: (317) 221-4683

Sample Information

Sample ID: RC091009-8 Lab ID: E095210201
 Sample Location: 4042 W VERMONT ST,
 INDIANAPOLIS, IN 46222
 Reason for Sampling: Survey Sample Description: outside spigot

Collection Information

Collection: MCHD-WQ/IAQ/HMM
 3838 North Rural Street, 5th Floor
 Indianapolis, IN 46205
 Collected By: Ryan Cooper Date Received: September 10, 2009 11:26
 Date Collected: September 10, 2009 10:05

Final Results

Sample ID: RC091009-8 Lab ID: E095210201
 Matrix: Well Water Date Completed: September 11, 2009 3:34
 Received on Ice, Out of Range, 2-8 deg C Date Reported: September 16, 2009 13:13

Test	Result	Report Limit	MDL	DF Prepared	Analyzed	By	Qual RegLmt
VOLATILES							
Analysis Desc:	EPA 524.2		Analytical Method:		EPA 524.2		
Registration Number:	EPA/ISDH C-49-04						
Benzene	BDL (<0.23 ug/L)	0.50	0.23	1	09/11/2009	TZ	5
Carbon tetrachloride	BDL (<0.27 ug/L)	0.50	0.27	1	09/11/2009	TZ	5
Chlorobenzene	BDL (<0.23 ug/L)	0.50	0.23	1	09/11/2009	TZ	100
1,2-Dichlorobenzene	BDL (<0.28 ug/L)	0.50	0.28	1	09/11/2009	TZ	600
p-Xylene	BDL (<0.23 ug/L)	0.50	0.23	1	09/11/2009	TZ	10000
1,4-Dichlorobenzene	BDL (<0.30 ug/L)	0.50	0.30	1	09/11/2009	TZ	75
1,2-Dichloroethane	BDL (<0.20 ug/L)	0.50	0.20	1	09/11/2009	TZ	5
1,1-Dichloroethane	BDL (<0.17 ug/L)	0.50	0.17	1	09/11/2009	TZ	7
1,1-Dichloroethene	BDL (<0.22 ug/L)	0.50	0.22	1	09/11/2009	TZ	7
cis-1,2-Dichloroethylene	BDL (<0.16 ug/L)	0.50	0.16	1	09/11/2009	TZ	70
trans-1,2-Dichloroethene	BDL (<0.15 ug/L)	0.50	0.15	1	09/11/2009	TZ	100
1,2-Dichloropropane	BDL (<0.25 ug/L)	0.50	0.25	1	09/11/2009	TZ	5
Ethylbenzene	BDL (<0.24 ug/L)	0.50	0.24	1	09/11/2009	TZ	700
Methylene chloride	BDL (<0.19 ug/L)	0.50	0.19	1	09/11/2009	TZ	5
Styrene	BDL (<0.26 ug/L)	0.50	0.26	1	09/11/2009	TZ	100
Tetrachloroethene	BDL (<0.29 ug/L)	0.50	0.29	1	09/11/2009	TZ	5
Toluene	BDL (<0.23 ug/L)	0.50	0.23	1	09/11/2009	TZ	1000
1,2,4-Trichlorobenzene	BDL (<0.26 ug/L)	0.50	0.26	1	09/11/2009	TZ	70
1,1,1-Trichloroethane	BDL (<0.22 ug/L)	0.50	0.22	1	09/11/2009	TZ	200



Marion County Health Department
 3838 North Rural Street
 Indianapolis, IN 46205
 Phone: (317) 221-4670
 Fax: (317) 221-4683

Sample Information

Sample ID: RC091009-8 Lab ID: E095210201
 Sample Location: 4042 W VERMONT ST,
 INDIANAPOLIS, IN 46222
 Reason for Sampling: Survey Sample Description: outside spigot

Final Results

Sample ID: RC091009-8 Lab ID: E095210201
 Matrix: Well Water Date Completed: September 11, 2009 3:34
 Received on Ice, Out of Range, 2-8 deg C Date Reported: September 16, 2009 13:13

Test	Result	Report Limit	MDL	DF Prepared	Analyzed	By	Qual RegLmt
1,1,2-Trichloroethane	BDL (<0.29 ug/L)	0.50	0.29	1	09/11/2009	TZ	5
Trichloroethene	BDL (<0.29 ug/L)	0.50	0.29	1	09/11/2009	TZ	5
Vinyl chloride	0.85 ug/L	0.50	0.16	1	09/11/2009	TZ	2
o-Xylene	BDL (<0.21 ug/L)	0.50	0.21	1	09/11/2009	TZ	10000
m-Xylene	BDL (<0.23 ug/L)	0.50	0.23	1	09/11/2009	TZ	10000
Bromodichloromethane	BDL (<0.26 ug/L)	0.50	0.26	1	09/11/2009	TZ	100
Bromoform	BDL (<0.47 ug/L)	0.50	0.47	1	09/11/2009	TZ	100
Dibromochloromethane	BDL (<0.34 ug/L)	0.50	0.34	1	09/11/2009	TZ	100
Chloroform	BDL (<0.16 ug/L)	0.50	0.16	1	09/11/2009	TZ	100

Testing performed at Marion County Health Department Public Health Laboratory, ISDH# M-49-02, 3838 North Rural Street, Indianapolis, IN 46205

CERTIFICATE OF ANALYSIS

This report shall not be reproduced except in full,
 without the written consent of Marion County Health Department



Sample Information

mbp l eRID S	C- 09L1097L	a b ID S	E09521L10L
mbp l eRIa ocbtionS	4048IWIVECMONTImT,I DN: DANAPOa DnIDNIII46888		
CRbsonIforInbp l aingS	OtuRt	mbp l eRI: Rscril tionS	OvtsiyR7uI#

Collection Information

- oeaRctionS	M- Q: 7W/ HDA/ IQMM 2323INortuICvrbdntrRR,15tulhæoor Dyibnbl oéis, IDNII46805		
- oeaRctRyIF dS	CdbnI- ool Rr	: btRICRcRIBRyS	nRI tRp RrIL1,18009III8S8
: btRI- oeaRctRyS	nRI tRp RrIL1,18009III9S9		

Final Results

mbp l eRID S	C- 09L1097L	a b ID S	E09521L10L
MbtrixS	Well Water	: btRI- op l eRIyS	nRI tRp RrIL3,18009II82S8
CRcRIBRyIonIDRIovtlofiCbngR,1873IyRgI-		: btRICRI ortRyS	nRI tRp Rr18L,18009III0S40

TRst	CRsvt	CRl ortla ip it	M: a	: hIPrRI brRy	AnbedzRy	F d	/ vbdCRga p tl
------	-------	-----------------	------	---------------	----------	-----	----------------

VOLATILES

Analysis Desc:	EPA 524.2	Analytical Method:	EPA 524.2				
Registration Number:	EPA/ISDH C-49-04						
Benzene	BDL (<0.23 ug/L)	0.50	0.23	1	09/18/2009	TZ	5
Carbon tetrachloride	BDL (<0.27 ug/L)	0.50	0.27	1	09/18/2009	TZ	5
Chlorobenzene	BDL (<0.23 ug/L)	0.50	0.23	1	09/18/2009	TZ	100
1,2-Dichlorobenzene	BDL (<0.28 ug/L)	0.50	0.28	1	09/18/2009	TZ	600
p-Xylene	BDL (<0.23 ug/L)	0.50	0.23	1	09/18/2009	TZ	10000
1,4-Dichlorobenzene	BDL (<0.30 ug/L)	0.50	0.30	1	09/18/2009	TZ	75
1,2-Dichloroethane	BDL (<0.20 ug/L)	0.50	0.20	1	09/18/2009	TZ	5
1,1-Dichloroethane	BDL (<0.17 ug/L)	0.50	0.17	1	09/18/2009	TZ	7
1,1-Dichloroethene	BDL (<0.22 ug/L)	0.50	0.22	1	09/18/2009	TZ	7
cis-1,2-Dichloroethylene	BDL (<0.16 ug/L)	0.50	0.16	1	09/18/2009	TZ	70
trans-1,2-Dichloroethene	BDL (<0.15 ug/L)	0.50	0.15	1	09/18/2009	TZ	100
1,2-Dichloropropane	BDL (<0.25 ug/L)	0.50	0.25	1	09/18/2009	TZ	5
Ethylbenzene	BDL (<0.24 ug/L)	0.50	0.24	1	09/18/2009	TZ	700
Methylene chloride	BDL (<0.19 ug/L)	0.50	0.19	1	09/18/2009	TZ	5
Styrene	BDL (<0.26 ug/L)	0.50	0.26	1	09/18/2009	TZ	100
Tetrachloroethene	BDL (<0.29 ug/L)	0.50	0.29	1	09/18/2009	TZ	5
Toluene	BDL (<0.23 ug/L)	0.50	0.23	1	09/18/2009	TZ	1000
1,2,4-Trichlorobenzene	BDL (<0.26 ug/L)	0.50	0.26	1	09/18/2009	TZ	70
1,1,1-Trichloroethane	BDL (<0.22 ug/L)	0.50	0.22	1	09/18/2009	TZ	200



Marion County Health Department
 3838 North Rural Street
 Indianapolis, IN 46205
 Phone: (317) 221-4670
 Fax: (317) 221-4683

Sample Information

nbp l eRID S C- 09L1097L a b ID S E09521L10L
 nbp l eRIa ocbtionS
 4048IWIVECMONTImT,I
 DN: DANAPOa DnIDNIII46888
 CRsonlforInbp l aingS OtuR nbp l eRI: Rscril tionS OvtisyR7uI

Final Results

nbp l eRID S C- 09L1097L a b ID S E09521L10L
 MbtrixS Well Water : btRI- op l eRRyS nRI tRp RrIL3,I8009II82SL
 CRcRIBRyIonIDRIOvtlofICbngR,I873IyRgI- : btRICRI ortRyS nRI tRp RrI8L,I8009III0S40

TRst	CRsvet	CRl ortla ip it	M: a	: hIPrRI brRy	AnbedzRy	F d	/ vbdCRga p tl
1,1,2-Trichloroethane	BDL (<0.29 ug/L)	0.50	0.29	1	09/18/2009	TZ	5
Trichloroethene	BDL (<0.29 ug/L)	0.50	0.29	1	09/18/2009	TZ	5
Vinyl chloride	0.59 ug/L	0.50	0.16	1	09/18/2009	TZ	2
o-Xylene	BDL (<0.21 ug/L)	0.50	0.21	1	09/18/2009	TZ	10000
m-Xylene	BDL (<0.23 ug/L)	0.50	0.23	1	09/18/2009	TZ	10000
Bromodichloromethane	BDL (<0.26 ug/L)	0.50	0.26	1	09/18/2009	TZ	100
Bromoform	BDL (<0.47 ug/L)	0.50	0.47	1	09/18/2009	TZ	100
Dibromochloromethane	BDL (<0.34 ug/L)	0.50	0.34	1	09/18/2009	TZ	100
Chloroform	BDL (<0.16 ug/L)	0.50	0.16	1	09/18/2009	TZ	100
Comment	Blank had bubble in vial- could not be ran.			1	09/18/2009	TZ	

Testing performed at Marion County Health Department Public Health Laboratory, ISDH# M-49-02, 3838 North Rural Street, Indianapolis, IN 46205

CERTIFICATE OF ANALYSIS

This report shall not be reproduced except in full,
 without the written consent of Marion County Health Department



Sample Information

Sample ID: RC090709-o Lab ID: E094092801
 Sample Location: V02 M OERNT, A SAP
 I, DI6, 6 s TLISPI, V8222
 Receptor Sampling: Single Sample Depth: 6 ft

Collection Information

Collection Point: NC/ D-M3 16 3 5 NN
 7F7F, cgru Rugar SiggeiP4iBylccg
 IWQnVapclrfPI, V8204
 Collection Date: 7/20/09 17:08
 Date of Report: 7/20/09 11:02

Final Results

Sample ID: RC090709-o Lab ID: E094092801
 Name: Well Water Date of Collection: 7/20/09 0:01
 Receptor: Wt eP2-F Qehgef Celfnuf Date of Report: 7/20/09 0:00

Aefi	Refuli	Repcgi Lmri	N DL	Dy s gpageQ	6 ValHzeQ	J H	3 ual RehLmi
------	--------	-------------	------	-------------	-----------	-----	--------------

VOLATILES

Analysis Desc: EPA 524.2 Analytical Method: EPA 524.2
 Registration Number: EPA/ISDH C-49-04

Benzene	BDL (<0.23 ug/L)	0.50	0.23	1	09/09/2009	TZ	5
Carbon tetrachloride	BDL (<0.27 ug/L)	0.50	0.27	1	09/09/2009	TZ	5
Chlorobenzene	BDL (<0.23 ug/L)	0.50	0.23	1	09/09/2009	TZ	100
1,2-Dichlorobenzene	BDL (<0.28 ug/L)	0.50	0.28	1	09/09/2009	TZ	600
p-Xylene	BDL (<0.23 ug/L)	0.50	0.23	1	09/09/2009	TZ	10000
1,4-Dichlorobenzene	BDL (<0.30 ug/L)	0.50	0.30	1	09/09/2009	TZ	75
1,2-Dichloroethane	BDL (<0.20 ug/L)	0.50	0.20	1	09/09/2009	TZ	5
1,1-Dichloroethane	BDL (<0.17 ug/L)	0.50	0.17	1	09/09/2009	TZ	7
1,1-Dichloroethene	BDL (<0.22 ug/L)	0.50	0.22	1	09/09/2009	TZ	7
cis-1,2-Dichloroethylene	BDL (<0.16 ug/L)	0.50	0.16	1	09/09/2009	TZ	70
trans-1,2-Dichloroethene	BDL (<0.15 ug/L)	0.50	0.15	1	09/09/2009	TZ	100
1,2-Dichloropropane	BDL (<0.25 ug/L)	0.50	0.25	1	09/09/2009	TZ	5
Ethylbenzene	BDL (<0.24 ug/L)	0.50	0.24	1	09/09/2009	TZ	700
Methylene chloride	BDL (<0.19 ug/L)	0.50	0.19	1	09/09/2009	TZ	5
Styrene	BDL (<0.26 ug/L)	0.50	0.26	1	09/09/2009	TZ	100
Tetrachloroethene	BDL (<0.29 ug/L)	0.50	0.29	1	09/09/2009	TZ	5
Toluene	BDL (<0.23 ug/L)	0.50	0.23	1	09/09/2009	TZ	1000
1,2,4-Trichlorobenzene	BDL (<0.26 ug/L)	0.50	0.26	1	09/09/2009	TZ	70
1,1,1-Trichloroethane	BDL (<0.22 ug/L)	0.50	0.22	1	09/09/2009	TZ	200



Marion County Health Department
 3838 North Rural Street
 Indianapolis, IN 46205
 Phone: (317) 221-4670
 Fax: (317) 221-4683

Sample Information

Sample ID: RC090709-o Lab ID: E094092801
 Sample Location: V02 M OERNT, A SAP
 I, DI6, 6 s TLISPI, V8222
 Reference Sample: Single Sample Description: Well Water

Final Results

Sample ID: RC090709-o Lab ID: E094092801
 Name: Well Water Date Collected: Sep 09 2009 0:01
 Reference Method: EPA 821-F Qc Check Cellulose Date Reported: Sep 09 2009 0:00

Aefi	Refuli	Repcgi Lmni	NDL	Dy s gpageQ	6 WilHzeQ	J H	3 ual RehLmi
1,1,2-Trichloroethane	BDL (<0.29 ug/L)	0.50	0.29	1	09/09/2009	TZ	5
Trichloroethene	BDL (<0.29 ug/L)	0.50	0.29	1	09/09/2009	TZ	5
Vinyl chloride	0.73 ug/L	0.50	0.16	1	09/09/2009	TZ	2
o-Xylene	BDL (<0.21 ug/L)	0.50	0.21	1	09/09/2009	TZ	10000
m-Xylene	BDL (<0.23 ug/L)	0.50	0.23	1	09/09/2009	TZ	10000
Bromodichloromethane	BDL (<0.26 ug/L)	0.50	0.26	1	09/09/2009	TZ	100
Bromoform	BDL (<0.47 ug/L)	0.50	0.47	1	09/09/2009	TZ	100
Dibromochloromethane	BDL (<0.34 ug/L)	0.50	0.34	1	09/09/2009	TZ	100
Chloroform	BDL (<0.16 ug/L)	0.50	0.16	1	09/09/2009	TZ	100

Testing performed at Marion County Health Department Public Health Laboratory, ISDH# M-49-02, 3838 North Rural Street, Indianapolis, IN 46205

CERTIFICATE OF ANALYSIS

This report shall not be reproduced except in full,
 without the written consent of Marion County Health Department

ATTACHMENT 2

VERTICAL AQUIFER SAMPLE BORING LOGS, NOVEMBER 2011



BORING WVS-110911-VAS01

(Page 1 of 2)

Environmental Protection Agency
 West Vermont Street
 Speedway, Indiana
 W.O. # 20405.012.001.1624.00

Location: : Speedway, IN
 Start Date: : 11/9/11
 End Date: : 11/9/11
 Drilling Method: : Sonic
 Subcontractor: : WDC

Driller: : Russ Gordon
 Geologist: : Brett Coulter

Depth in Feet	USCS	GRAPHIC	DESCRIPTION	MW-WES-01:			REMARKS
				Recovery	PID (ppm)	Sample	
0			Air Knife				
10	SW	[Stippled Pattern]	SANDY GRAVEL: Light Brown to Tan, Fine to Coarse Grained with Gravel and Cobbles, Little Silt and Clay, Dry, No Odor	75%	0.0		
20	SC	[Diagonal Hatching]	SANDY CLAY: Light Brown to Tan, Fine to Coarse Grained with Gravel and Cobbles, Little Clay, Dry, No Odor	75%	0.0		
25	SW	[Stippled Pattern]	SANDY GRAVEL: Brown, Fine to Coarse Grained with Gravel and Cobbles, Trace Silt, Wet, No Odor	85%	0.0	1	VAS-1-01 from 25-30' BGS
32.5				95%	0.0	2	VAS-1-02 from 32.5-37.5' BGS MW-WES-01A Installed
37.5	CL	[Diagonal Hatching]	CLAY: Gray, Firm, Medium to High Plasticity, Some Sand and Trace Angular Gravel, Dry, No Odor	95%	0.0		
40							

Hole Diameter: 8 inches
 Sampling Method: Continuous
 Drill Rig: Sonic

BORING WVS-110911-VAS01

(Page 1 of 2)

07-05-2012 I:\WVS-110911-VAS01.bor



BORING WVS-110911-VAS01

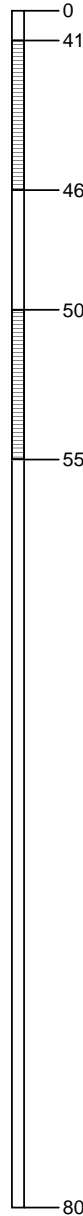
(Page 2 of 2)

Environmental Protection Agency
 West Vermont Street
 Speedway, Indiana
 W.O. # 20405.012.001.1624.00

Location: : Speedway, IN
 Start Date: : 11/9/11
 End Date: : 11/9/11
 Drilling Method: : Sonic
 Subcontractor: : WDC

Driller: : Russ Gordon
 Geologist: : Brett Coulter

Depth in Feet	USCS	GRAPHIC	DESCRIPTION	MW-WES-01:			
				Recovery	PID (ppm)	Sample	REMARKS
40	CL		CLAY: Gray, Firm, Medium to High Plasticity, Some Sand and Trace Angular Gravel, Dry, No Odor	95%	0.0	3	VAS-1-03 from 41-46' BGS MW-WES-01B Installed
45	SM		SILTY SAND: Gray, Fine Grained, Wet, No Odor				
45	CL		CLAY: Gray, Firm, Medium to High Plasticity, Some Sand and Trace Fine to Medium Angular Gravel, Dry, No Odor (Till)	95%	0.0	4	VAS-1-04 from 50-55MW-WES-01 C Installed' BGS
50	SW		SANDY GRAVEL: Gray, Fine to Coarse Grained with Gravel, Coarsening Downward, Wet, No Odor				
55	CL		CLAY: Gray, Firm, Medium to High Plasticity, Some Sand and Trace Fine to Medium Angular Gravel, Dry to Moist, No Odor (Till)	95%	0.0	4	
60	CL			95%	0.0		
65	CL			95%	0.0		
70	CL			95%	0.0	4	
75	CL			95%	0.0		
78	SH		SHALE: Dry EOB @ 78 BGS - Refusal	95%	0.0		



07-05-2012 I:\WVS-110911-VAS01.bor

Hole Diameter: 8 inches
 Sampling Method: Continuous
 Drill Rig: Sonic

BORING WVS-110911-VAS01

(Page 2 of 2)



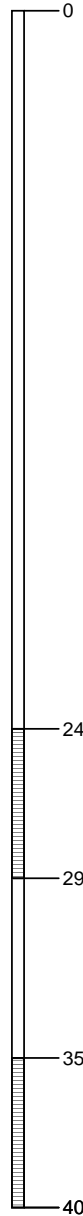
BORING WVS-111011-VAS02

Environmental Protection Agency
 West Vermont Street
 Speedway, Indiana
 W.O. # 20405.012.001.1624.00

Location: : Speedway, IN
 Start Date: : 11/10/11
 End Date: : 11/11/11
 Drilling Method: : Sonic
 Subcontractor: : WDC

Driller: : Russ Gordon
 Geologist: : Brett Coulter

Depth in Feet	USCS	GRAPHIC	DESCRIPTION	MW-WES-02:			REMARKS
				Recovery	PID (ppm)	Sample	
0			Air Knife				
10	SW		SANDY GRAVEL: Light Brown, Fine to Coarse Grained Sand and Gravel, Trace Silt, Fine to Coarse Grained Sub-Rounded Gravel, Dry, No Odor	80%	0.0		
15	SC		SANDY CLAY: Light Brown, Medium to Coarse Grained Sand and Gravel, Cobbles, Little to Some Clay, Dense, Dry, No Odor	65%	0.0		
15	ML		SILT: Light Tan, Very Fine Sandy Silt, Dry, No Odor				
20	SP		SAND: Light Brown, Medium Grained Sand, Moist, No Odor	95%	0.0		
25	SW		SANDY GRAVEL: Brown, Medium to Coarse Grained Sand and Gravel with Some Cobbles, Rounded to Sub-Rounded Gravel, Wet, No Odor	95%	0.0		MW-WES-02A Installed from 24-29' BGS
30	SC		SANDY CLAY: Brown Sand and Gravel with Some Clay			1	VAS-2-01 from 25-30' BGS
35	SW		SANDY GRAVEL: Brown, Fine to Coarse Grained Sand and Gravel, Trace Silt, Loose, Wet, No Odor	95%	0.0		
40	CL		CLAY: Gray, Dense Silty Clay with Sand and Gravel, Medium to High Plasticity, Moist, No Odor (Till)	95%	0.0	2	VAS-2-02 from 35-40' BGS MW-WES-02B Installed



07-05-2012 I:\WVS-111011-VAS02.bor

Hole Diameter: 8 inches
 Sampling Method: Continuous
 Drill Rig: Sonic

BORING WVS-111011-VAS02



BORING WVS-111011-VAS02

(Page 2 of 2)

Environmental Protection Agency
 West Vermont Street
 Speedway, Indiana
 W.O. # 20405.012.001.1624.00

Location: : Speedway, IN
 Start Date: : 11/10/11
 End Date: : 11/11/11
 Drilling Method: : Sonic
 Subcontractor: : WDC

Driller: : Russ Gordon
 Geologist: : Brett Coulter

Depth in Feet	USCS	GRAPHIC	DESCRIPTION	MW-WES-02:			
				Recovery	PID (ppm)	Sample	REMARKS
40	CL		CLAY: Gray, Dense Silty Clay with Sand and Gravel, Medium to High Plasticity, Moist, No Odor (Till)	95%	0.0		
45	SP		SAND: Gray, Fine Sand with Little Gravel and Trace Silt, Trace Clay, Medium Dense, Wet, No Odor	95%	0.0	3	VAS-2-03 from 45-50' BGS MW-WES-02C Installed
50	CL		CLAY: Gray to Brown, Dense Silty Clay with Fine to Medium Sand and Gravel, Medium to High Plasticity, Dry to Moist, No Odor (Till)	95%	0.0		
55	CL			95%	0.0		
60	ML		SILT: Gray, Trace Fine to Medium Gravel, Dry, No Odor	95%	0.0		
65	CL		CLAY: Gray to Brown, Dense Silty Clay with Fine to Medium Sand and Gravel, Medium to High Plasticity, Dry to Moist, No Odor (Till)	95%	0.0		
70	CL			95%	0.0		
75			EOB @ 75' BGS	95%	0.0		

07-05-2012 I:\WVS-111011-VAS02.bor

Hole Diameter: 8 inches
 Sampling Method: Continuous
 Drill Rig: Sonic

BORING WVS-111011-VAS02

(Page 2 of 2)



BORING WVS-111411-VAS03

(Page 1 of 2)

Environmental Protection Agency
 West Vermont Street
 Speedway, Indiana
 W.O. # 20405.012.001.1624.00

Location: : Speedway, IN
 Start Date: : 11/14/11
 End Date: : 11/15/11
 Drilling Method: : Sonic
 Subcontractor: : WDC

Driller: : Russ Gordon
 Geologist: : Brett Coulter

Depth in Feet	USCS	GRAPHIC	DESCRIPTION	MW-WES-03:			REMARKS
				Recovery	PID (ppm)	Sample	
0			Air Knife				
5							
10	SM		SILTY SAND: Tan, with Sub-Rounded gravel, Fine to Medium Grained sand and Fine to Coarse Grained Gravel, Dry, No Odor	95%	0.0		
15	ML		SILT: Brown to Gray, Medium to High Plasticity with Sand and Rounded to Sub-Rounded Gravel, Moist, No Odor (Till)	95%	0.0		
20			SANDY GRAVEL: Brown, Fine to Coarse Grained Sand with Fine Sub-Rounded Gravel, Moist, No Odor				
25			Wet, No Odor	95%	0.0		
30	SW		SANDY GRAVEL: Brown, Fine to Coarse Grained Sand with Fine Sub-Rounded Gravel, Wet, No Odor	95%	0.0	1	VAS-3-01 from 30-35' BGS MW-WES-03A Installed
35				95%	0.0		
40			SANDY GRAVEL: Brown, Fine to Coarse Grained Sand with Fine Sub-Rounded Gravel, Wet, No Odor	95%	0.0	2	VAS-3-02 from 40-45' BGS MW-WES-03B Installed
45	CL		SANDY GRAVEL: Brown, Fine to Coarse Grained Sand with Fine Sub-Rounded Gravel, Wet, No Odor	95%	0.0		

07-05-2012 I:\WVS-111411-VAS03.bor

Hole Diameter: 8 inches
 Sampling Method: Continuous
 Drill Rig: Sonic

BORING WVS-111411-VAS03

(Page 1 of 2)



BORING WVS-111411-VAS03

Environmental Protection Agency
 West Vermont Street
 Speedway, Indiana
 W.O. # 20405.012.001.1624.00

Location: : Speedway, IN
 Start Date: : 11/14/11
 End Date: : 11/15/11
 Drilling Method: : Sonic
 Subcontractor: : WDC

Driller: : Russ Gordon
 Geologist: : Brett Coulter

Depth in Feet	USCS	GRAPHIC	DESCRIPTION	MW-WES-03:			REMARKS
				Recovery	PID (ppm)	Sample	
45			CLAY: Gray, Silty Clay with Gravel, Moist, No Odor (Till)				
50			CLAY: Gray, Silty Clay with Gravel, Moist, No Odor (Till)	95%	0.0		
55				95%	0.0		
60	CL		CLAY: Gray, Silty Clay with Gravel, Moist, No Odor (Till)	90%	0.0		
65				90%	0.0		
70			CLAY: Gray, Silty Clay with Gravel, Moist, No Odor (Till)	90%	0.0		
75			EOB @ 75' BGS	90%	0.0		

Hole Diameter: 8 inches
 Sampling Method: Continuous
 Drill Rig: Sonic

BORING WVS-111411-VAS03



BORING WVS-111511-VAS04

(Page 1 of 2)

Environmental Protection Agency
 West Vermont Street
 Speedway, Indiana
 W.O. # 20405.012.001.1624.00

Location: : Speedway, IN
 Start Date: : 11/15/11
 End Date: : 11/16/11
 Drilling Method: : Sonic
 Subcontractor: : WDC

Driller: : Russ Gordon
 Geologist: : Brett Coulter

Depth in Feet	USCS	GRAPHIC	DESCRIPTION	MW-WES-04:			REMARKS
				Recovery	PID (ppm)	Sample	
0			Air Knife				
10	SM	[Pattern]	SILTY SAND: Light Tan, Silty Sand and Gravel with Trace Cobbles, Sub-Rounded Gravel, Dry, No Odor	65%	0.0		
20	ML	[Pattern]	SILT: Tan, Sandy Silt with Little Gravel and Trace Cobbles, Rounded to Sub-Rounded, Dry, No Odor	75%	0.0		
25	SW	[Pattern]	SANDY GRAVEL: Brown, Fine to Coarse Grained Sand and Gravel, Rounded to Sub-Rounded Gravel, Well Sorted, Wet, No Odor	75%	0.0		
30	SW	[Pattern]	SANDY GRAVEL: Brown, Fine to Coarse Grained Sand and Gravel, Rounded to Sub-Rounded Gravel, Well Sorted, Wet, No Odor	75%	0.0	1	VAS-4-01 from 25-30' BGS MW-WES-04A Installed
35	CL	[Pattern]	CLAY: Gray, Silty Clay with Coarse Sand and Little Gravel, Medium to High Plasticity, Moist, No Odor (Till)	80%	0.0		
40	SP	[Pattern]	SAND: Gray, Fine to Medium Grained, Poorly Graded, Wet, No Odor	80%	0.0	2	VAS-4-02 from 39-44' BGS MW-WES-04B Installed
43	CL	[Pattern]	CLAY: Silty Clay with Trace Coarse Sand and Trace Cobbles, Moist, No Odor (Till)	80%	0.0		

07-05-2012 I:\WVS-111511-VAS04.bor

Hole Diameter: 8 inches
 Sampling Method: Continuous
 Drill Rig: Sonic

BORING WVS-111511-VAS04

(Page 1 of 2)




BORING WVS-111511-VAS04

(Page 2 of 2)

Environmental Protection Agency
 West Vermont Street
 Speedway, Indiana
 W.O. # 20405.012.001.1624.00

Location: : Speedway, IN
 Start Date: : 11/15/11
 End Date: : 11/16/11
 Drilling Method: : Sonic
 Subcontractor: : WDC

Driller: : Russ Gordon
 Geologist: : Brett Coulter

Depth in Feet	USCS	GRAPHIC	DESCRIPTION	MW-WES-04:			REMARKS
				Recovery	PID (ppm)	Sample	
44	CL		CLAY: Silty Clay with Trace Coarse Sand and Trace Cobbles, Moist, No Odor (Till)				
49				85%	0.0		
54				90%	0.0		
59			CLAY: Silty Clay with Trace Coarse Sand and Trace Cobbles, Moist, No Odor (Till)	90%	0.0		
64				90%	0.0		
69				90%	0.0		
74							
79							
84							

EOB @70' BGS

Hole Diameter: 8 inches
 Sampling Method: Continuous
 Drill Rig: Sonic

BORING WVS-111511-VAS04

(Page 2 of 2)



BORING WVS-111611-VAS05

(Page 1 of 2)

Environmental Protection Agency
 West Vermont Street
 Speedway, Indiana
 W.O. # 20405.012.001.1624.00

Location: : Speedway, IN
 Start Date: : 11/16/11
 End Date: : 11/16/11
 Drilling Method: : Sonic
 Subcontractor: : WDC

Driller: : Russ Gordon
 Geologist: : Brett Coulter

Depth in Feet	USCS	GRAPHIC	DESCRIPTION	MW-WES-05:			REMARKS
				Recovery	PID (ppm)	Sample	
0			Air Knife				
5	SC		SANDY CLAY: Brown, Sandy Clay with Rounded to Sub-Rounded Gravel, Moist, No Odor				
10			SANDY GRAVEL: Brown, Medium to Coarse Grained Sand, Fine to Coarse Gravel, Well Graded, Moist, No Odor		0.0		
15			SANDY GRAVEL: Brown, Medium to Coarse Grained Sand, Fine to Coarse Gravel, Well Graded, Moist, No Odor	70%	0.0		
20	SW		SANDY GRAVEL: Brown, Medium to Coarse Grained Sand, Fine to Coarse Gravel, Well Graded, Moist, No Odor	60%	0.0		
25			SANDY GRAVEL: Brown, Medium to Coarse Grained Sand, and Gravel, Well Graded, Wet, No Odor	40%	0.0	1	VAS-5-01 from 20-25' BGS MW-WES-05A Installed
30				80%	0.0		
35	SP		SAND: Brown, Fine Sand, Poorly Graded, Wet, No Odor	90%	0.0	2	VAS-5-02 from 32.5-37.5' BGS MW-WES-05B Installed
40	CL		CLAY: Gray, Silty Clay with Little Sand and Rounded to Sub-Rounded Gravel, Medium to High Plasticity, Moist, No Odor	95%	0.0		

07-05-2012 I:\WVS-111611-VAS05.bor

Hole Diameter: 8 inches
 Sampling Method: Continuous
 Drill Rig: Sonic

BORING WVS-111611-VAS05

(Page 1 of 2)



BORING WVS-111611-VAS05

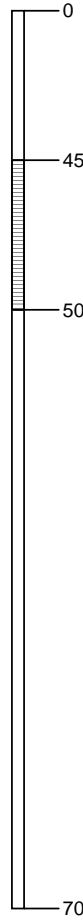
(Page 2 of 2)

Environmental Protection Agency
 West Vermont Street
 Speedway, Indiana
 W.O. # 20405.012.001.1624.00

Location: : Speedway, IN
 Start Date: : 11/16/11
 End Date: : 11/16/11
 Drilling Method: : Sonic
 Subcontractor: : WDC

Driller: : Russ Gordon
 Geologist: : Brett Coulter

Depth in Feet	USCS	GRAPHIC	DESCRIPTION	MW-WES-05:			
				Recovery	PID (ppm)	Sample	REMARKS
40	CL		CLAY: Gray, Silty Clay with Little Sand and Rounded to Sub-Rounded Gravel, Medium to High Plasticity, Moist, No Odor				
45	SM		SILTY SAND: Gray, Fine Sand with Little to Some Silt, Poorly Graded, Wet, No Odor	95%	0.0		
50	SW		SANDY GRAVEL: Gray, Fine to Coarse Grained Sand and Sub-Angular to Sub-Rounded Gravel, Wet, No Odor	95%	0.0	3	VAS-5-03 from 45-50' BGS MW-WES-05C Installed
55	CL		CLAY: Gray, Silty Clay, with Little Sand and Gravel, Moist to Wet, No Odor (Till) -1"-2" Fine Grained Sand Seams at 52' BGS and 52.5' BGS 3" Fine Grained Sand Seam at 58' BGS	90%	0.0		
65	SP		SAND: Gray, Fine Grained Sand with Trace Silt, Poorly Graded, Wet, No Odor	95%	0.0	4	VAS-5-04 from 63-68' BGS
70	SP		SAND: Gray, Fine Grained Sand with Trace Silt, Poorly Graded, Wet, No Odor	95%	0.0		
75	EOB @ 75' BGS						



07-05-2012 I:\WVS-111611-VAS05.bor

Hole Diameter: 8 inches
 Sampling Method: Continuous
 Drill Rig: Sonic

BORING WVS-111611-VAS05
 (Page 2 of 2)

ATTACHMENT 3

DIRECT PUSH TECHNOLOGY BORING LOGS, NOVEMBER 2011



BORING WVS-110111-SB01

(Page 1 of 3)

Environmental Protection Agency
 West Vermont Street
 Speedway, Indiana
 W.O. # 20405.012.001.1624.00

Location: : Speedway, IN
 Start Date: : 11/10/11
 End Date: : 11/10/11
 Drilling Method: : Geoprobe
 Subcontractor: : WDC

Driller: : Justin
 Geologist: : Amanda Takacs

Depth in Feet	USCS	GRAPHIC	DESCRIPTION	Recovery	PID (ppm)	Sample	REMARKS
0			No Recovery				
	GP		SANDY GRAVEL - Fill, coarse sand, fine gravel, medium brown/tan				
	SP		SAND - Fill, fine sand and coarse gravel dark brown/grey				
2	GC		GRAVEL and CLAY - Fill, Compact fine clay with fine gravel	95%	0.0		
			CLAY - Fill, Fine Clay, medium brown, very compact.				
4	CL						
			No Recovery				
	CL		CLAY - Fill, Fine clay with little gravel, dark brown, dry, very compact				
6	SW		SAND - Fill, coarse sand, little gravel tan/brown				
			SAND - Fill, Coarse sand with little coarse gravel, tan/lt brown, dry	95%	0.0	1	SampleWVS-SB01-(6.5-9)-111011-SS
8	SP						

Hole Diameter: 2 inches
 Sampling Method: Continuous
 Drill Rig: Geoprobe

BORING WVS-110111-SB01

(Page 1 of 3)



BORING WVS-110111-SB01

Environmental Protection Agency
 West Vermont Street
 Speedway, Indiana
 W.O. # 20405.012.001.1624.00

Location: : Speedway, IN
 Start Date: : 11/10/11
 End Date: : 11/10/11
 Drilling Method: : Geoprobe
 Subcontractor: : WDC

Driller: : Justin
 Geologist: : Amanda Takacs

Depth in Feet	USCS	GRAPHIC	DESCRIPTION	Recovery	PID (ppm)	Sample	REMARKS
8	SP		No Recovery			1	
10	SW		SAND - Coarse sand trace gravel, medium brown, dry				
12	SP		SAND - Coarse sand, little coarse gravel and pebbles, orange/brown.	95%	0.0		
	SH		SHALE - Rock, shale with foliation, lt grey/white				
14	SC		SANDY CLAY - Fine sand and little clay, very compact, medium brown/orange, dry				
			No Recovery				
16	SC		SANDY CLAY - Fine sand and clay, trace gravel, medium brown/grey, moist not saturated				

Hole Diameter: 2 inches
 Sampling Method: Continuous
 Drill Rig: Geoprobe

BORING WVS-110111-SB01



BORING WVS-110111-SB01

Environmental Protection Agency
 West Vermont Street
 Speedway, Indiana
 W.O. # 20405.012.001.1624.00

Location: : Speedway, IN
 Start Date: : 11/10/11
 End Date: : 11/10/11
 Drilling Method: : Geoprobe
 Subcontractor: : WDC

Driller: : Justin
 Geologist: : Amanda Takacs

Depth in Feet	USCS	GRAPHIC	DESCRIPTION	Recovery	PID (ppm)	Sample	REMARKS
16	SC		SAND - Medium sand, trace gravel, grey/lt brown, very compact, slightly saturated	95%	0.0	2	Sample WVS-SB01-(16-19)-111011-SS
18	SP						Temporary 1" well set with screen at 15-19ft. Pulled after 20 minutes, screen dry. No Ground water sample taken at this locaton.
EOB @ 19' BGS							
20							
22							
24							

Hole Diameter: 2 inches
 Sampling Method: Continuous
 Drill Rig: Geoprobe

BORING WVS-110111-SB01



BORING WVS-110111-SB02

Environmental Protection Agency
 West Vermont Street
 Speedway, Indiana
 W.O. # 20405.012.001.1624.00

Location: : Speedway, IN
 Start Date: : 11/10/11
 End Date: : 11/10/11
 Drilling Method: : Geoprobe
 Subcontractor: : WDC

Driller: : Justin
 Geologist: : Amanda Takacs

Depth in Feet	USCS	GRAPHIC	DESCRIPTION	Recovery	PID (ppm)	Sample	REMARKS
0			No Recovery				
2	ML		SILT - Fill, Clay and fine sand with trace gravel, medium brown/grey	95%	0.0		
4	SW		SAND - Fill, medium/coarse sand with trace gravel, medium brown/grey				
	MH		SILT - Fill, clay, very compact, dark grey/brown				
6			No Recovery				
8	SP		SAND - Medium-coarse sand with fine gravel, medium grey/brown	95%	0.0		

Hole Diameter: 2 inches
 Sampling Method: Continuous
 Drill Rig: Geoprobe

BORING WVS-110111-SB02



BORING WVS-110111-SB02

(Page 2 of 3)

Environmental Protection Agency
 West Vermont Street
 Speedway, Indiana
 W.O. # 20405.012.001.1624.00

Location: : Speedway, IN
 Start Date: : 11/10/11
 End Date: : 11/10/11
 Drilling Method: : Geoprobe
 Subcontractor: : WDC

Driller: : Justin
 Geologist: : Amanda Takacs

Depth in Feet	USCS	GRAPHIC	DESCRIPTION	Recovery	PID (ppm)	Sample	REMARKS
8	CH		CLAY - Fine clay, very compact, high plasticity, medium brown/tan				
	SP		SAND - Medium sand with little fine gravel, medium brown/tan				
10			No Recovery				
12	MH		SILT - Fine clay with little fine sand, high plasticity, medium brown	95%	0.0		
14	GC		GRAVELLY CLAY - Lens of clay and gravel, black		0.8	1	Sample WVS-SB02-(13-15)-111011-SS
	GW		GRAVELLY SAND - Lens of fine gravel, angular, red				
	SP		SAND - Lens of sand and pebbles, yellow				
	SP		SAND - Lens of medium-fine sand, lt grey, moist				
	SP		SAND - Medium sand with pebbles and trace gravel, lt grey, dry				
16	GM		SILTY GRAVELS - Fine clay and sand with fine gravel, lt grey/brown				

Hole Diameter: 2 inches
 Sampling Method: Continuous
 Drill Rig: Geoprobe

BORING WVS-110111-SB02

(Page 2 of 3)



BORING WVS-110111-SB02

(Page 3 of 3)

Environmental Protection Agency
 West Vermont Street
 Speedway, Indiana
 W.O. # 20405.012.001.1624.00

Location: : Speedway, IN
 Start Date: : 11/10/11
 End Date: : 11/10/11
 Drilling Method: : Geoprobe
 Subcontractor: : WDC

Driller: : Justin
 Geologist: : Amanda Takacs

Depth in Feet	USCS	GRAPHIC	DESCRIPTION	Recovery	PID (ppm)	Sample	REMARKS
16	SW		SAND - Medium-coarse sand with fine gravel and trace pebbles, lt grey	95%	0.0		Temporary 1" well set with screen at 15-20ft. Well dry after 2 hours. No Ground water sample taken at this locaton.
	GM		SILTY GRAVELS - Fine gravel with medium sand and trace pebbles, lt grey				
18	SW		SAND - Fine-medium sand with fine gravel, lt grey/tan				
	SP		SAND - Medium sand and fine gravel, damp, lt grey/brown				
20	EOB @ 20' BGS						
22							
24							

Hole Diameter: 2 inches
 Sampling Method: Continuous
 Drill Rig: Geoprobe

BORING WVS-110111-SB02

(Page 3 of 3)



BORING WVS-110111-SB03

(Page 1 of 3)

Environmental Protection Agency
 West Vermont Street
 Speedway, Indiana
 W.O. # 20405.012.001.1624.00

Location: : Speedway, IN
 Start Date: : 11/10/11
 End Date: : 11/10/11
 Drilling Method: : Geoprobe
 Subcontractor: : WDC

Driller: : Justin
 Geologist: : Amanda Takacs

Depth in Feet	USCS	GRAPHIC	DESCRIPTION	Recovery	PID (ppm)	Sample	REMARKS
0			SILTY SAND - Fill, Fine Clay and sand with trace organics and pebbles, medium brown				
	SM						
	GP		GRAVELLY SAND - Fill, Sandy gravel with pebbles, medium brown				
2	CH		CLAY - Fill, Fine clay with gravel, high pasticity, medium brown/grey	95%	0.0		
	GM		SILTY GRAVEL - Fill, Gravel and sand, rock, very compact, black				
			SILTY SAND - Fill, Silty sand with pebbles, medium brown/grey				
	SM						
4							
	CH		CLAY - Fill, Fine clay, very compact, medium red/brown				
			No Recovery				
	CH		CLAY - Fill, Fine clay, very compact, high plasticity, grey/brown				
6	SM		SILTY SAND - Fill, Silty sand and gravel, medium brown				
			CLAY - Fill, Fine clay with fine gravel, very compact, high plasticity, medium-dark brown				
	CL			95%	0.0		
8							

07-10-2012 I:\Boring Logs\WVS-110111-SB03.bor

Hole Diameter: 2 inches
 Sampling Method: Continuous
 Drill Rig: Geoprobe

BORING WVS-110111-SB03

(Page 1 of 3)



BORING WVS-110111-SB03

(Page 2 of 3)

Environmental Protection Agency
 West Vermont Street
 Speedway, Indiana
 W.O. # 20405.012.001.1624.00

Location: : Speedway, IN
 Start Date: : 11/10/11
 End Date: : 11/10/11
 Drilling Method: : Geoprobe
 Subcontractor: : WDC

Driller: : Justin
 Geologist: : Amanda Takacs

Depth in Feet	USCS	GRAPHIC	DESCRIPTION	Recovery	PID (ppm)	Sample	REMARKS
8	CL						
10			No Recovery				
	CL		CLAY - Fine clay, dark grey				
12	SP		SAND - Medium sand with trace gravel and pebbles, orange	95%	0.0	1	Sample WVS-SB03-(12-13)-111011-SS
14	ML		SILT - Sandy silt with trace pebbles, very compact, moist, medium brown/tan				
	SP		SAND - Coarse sand and fine gravel, poorly compacted, lt grey/tan				
	SM		SILTY SAND - Silty sand with trace pebbles, medium brown				
	GM		SILTY GRAVEL - Coarse sand and gravel, lt grey/tan				
	SW		SAND - Fine sand, well sorted, medium grey/lt brown				
16	SP		SAND - Medium-coarse sand with fine gravel and trace pebbles, lt brown/grey				

07-10-2012 I:\Boring Logs\WVS-110111-SB03.bor

Hole Diameter: 2 inches
 Sampling Method: Continuous
 Drill Rig: Geoprobe

BORING WVS-110111-SB03

(Page 2 of 3)



BORING WVS-110111-SB03

(Page 3 of 3)

Environmental Protection Agency
 West Vermont Street
 Speedway, Indiana
 W.O. # 20405.012.001.1624.00

Location: : Speedway, IN
 Start Date: : 11/10/11
 End Date: : 11/10/11
 Drilling Method: : Geoprobe
 Subcontractor: : WDC

Driller: : Justin
 Geologist: : Amanda Takacs

Depth in Feet	USCS	GRAPHIC	DESCRIPTION	Recovery	PID (ppm)	Sample	REMARKS
16				95%	0.0		
18	SP						
	SW		SAND - Medium-fine sand, medium brown/tan		0.1		Sample WVS-SB03-(19-20)-111011-SS
20	GM		SILTY GRAVEL - Gravely sand, poorly compacted, medium grey			2	No Temporary well set due to lack of groundwater
			EOB @ 20' BGS				
22							
24							

07-10-2012 I:\Boring Logs\WVS-110111-SB03.bor

Hole Diameter: 2 inches
 Sampling Method: Continuous
 Drill Rig: Geoprobe

BORING WVS-110111-SB03

(Page 3 of 3)



BORING WVS-110111-SB04

Environmental Protection Agency
 West Vermont Street
 Speedway, Indiana
 W.O. # 20405.012.001.1624.00

Location: : Speedway, IN
 Start Date: : 11/10/11
 End Date: : 11/10/11
 Drilling Method: : Geoprobe
 Subcontractor: : WDC

Driller: : Justin
 Geologist: : Amanda Takacs

Depth in Feet	USCS	GRAPHIC	DESCRIPTION	Recovery	PID (ppm)	Sample	REMARKS
0			No Recovery				
2				95%	0.0		
	SP		SAND - Fill, Sandy silt with trace organics, medium-dark brown		0.1		
	CL		CLAY - Fill, Fine clay with trace sand and gravel, medium brown		0.1		
4							
	ML		SILT - Fill, Sandy silt with trace fine gravel and pebbles, medium-dark brown		0.2		
	SP		SAND - Fill, Fine sand and cobbles, lt. grey/white		0.2		
			No Recovery				
6							
	SP		SAND - Fill, Sandy silt with trace fine gravel, medium brown Fill, Coarse sand with trace fine gravel, medium brown		0.1		
				95%	0.0		
8							
			Fill, Fine sand with trace pebbles, well sorted, lt brown/tan				

Hole Diameter: 2 inches
 Sampling Method: Continuous
 Drill Rig: Geoprobe

BORING WVS-110111-SB04



BORING WVS-110111-SB04

(Page 2 of 3)

Environmental Protection Agency
 West Vermont Street
 Speedway, Indiana
 W.O. # 20405.012.001.1624.00

Location: : Speedway, IN
 Start Date: : 11/10/11
 End Date: : 11/10/11
 Drilling Method: : Geoprobe
 Subcontractor: : WDC

Driller: : Justin
 Geologist: : Amanda Takacs

Depth in Feet	USCS	GRAPHIC	DESCRIPTION	Recovery	PID (ppm)	Sample	REMARKS
8	SP						
	GP		GRAVELLY SAND - Fill, Sandy gravel, medium grey				
	SP		SAND - Fill, Medium-coarse sand with trace pebbles, loosely compacted, medium red/brown		0.2		
10	SM		SILTY SAND - Silty sand with trace fine gravel, medium brown/grey				
	SP		SAND - Sandy silt with fine gravel, medium red/brown				
	CL		CLAY - Fine clay with fine sand and trace fine gravel, very compact, medium orange/brown				
12	CL		Fine clay with trace sand, very compact, average plasticity, medium brown/grey	95%	0.0		
	SP		SAND - Medium-fine sand with trace pebbles, medium brown/grey		0.2		
14	SP					1	Sample WVS-SB04-(14-15)-110111-SS - Duplicate sample collected
	CL		CLAY - Fine clay, medium				
16	CL						

Hole Diameter: 2 inches
 Sampling Method: Continuous
 Drill Rig: Geoprobe

BORING WVS-110111-SB04

(Page 2 of 3)



BORING WVS-110111-SB04

(Page 3 of 3)

Environmental Protection Agency
 West Vermont Street
 Speedway, Indiana
 W.O. # 20405.012.001.1624.00

Location: : Speedway, IN
 Start Date: : 11/10/11
 End Date: : 11/10/11
 Drilling Method: : Geoprobe
 Subcontractor: : WDC

Driller: : Justin
 Geologist: : Amanda Takacs

Depth in Feet	USCS	GRAPHIC	DESCRIPTION	Recovery	PID (ppm)	Sample	REMARKS
16	CL		SAND - Fine-medium sand, medium grey/tan	95%	0.0		
18	SW		Medium fine sand, medium grey				
20			Sandy gravel with trace pebbles, medium grey				
EOB @ 20' BGS							
22							No Temporary well attempted
24							

Hole Diameter: 2 inches
 Sampling Method: Continuous
 Drill Rig: Geoprobe

BORING WVS-110111-SB04

(Page 3 of 3)



BORING WVS-110111-SB05

(Page 1 of 3)

Environmental Protection Agency
 West Vermont Street
 Speedway, Indiana
 W.O. # 20405.012.001.1624.00

Location: : Speedway, IN
 Start Date: : 11/11/11
 End Date: : 11/11/11
 Drilling Method: : Geoprobe
 Subcontractor: : WDC

Driller: : Justin
 Geologist: : Amanda Takacs

Depth in Feet	USCS	GRAPHIC	DESCRIPTION	Recovery	PID (ppm)	Sample	REMARKS
0			No Recovery				
2				95%	0.0		
3.5			CLAY - Fill: Clay with gravel, high plasticity, dry, asphalt odor, medium brown/tan		0.2		
4	CH		Fill, Fine clay, very compact, high plasticity, no odor, moist, medium brown/tan		0.1		
4.5			Fill, Fine clay with trace fine gravel, high plasticity, dry, no odor, very compact, medium brown/red		0.1		
5.5			No Recovery				
6					0.1		
7.5	CL		CLAY - Fill, Fine clay with trace coarse gravel, very compact, no odor, dry, medium brown	95%	0.0		
8	GW		GRAVELLY SAND - Fill: Coarse gravel/asphalt, no odor, dry, black/grey		0.1		

Hole Diameter: 2 inches
 Sampling Method: Continuous
 Drill Rig: Geoprobe

BORING WVS-110111-SB05

(Page 1 of 3)



BORING WVS-110111-SB05

Environmental Protection Agency
 West Vermont Street
 Speedway, Indiana
 W.O. # 20405.012.001.1624.00

Location: : Speedway, IN
 Start Date: : 11/11/11
 End Date: : 11/11/11
 Drilling Method: : Geoprobe
 Subcontractor: : WDC

Driller: : Justin
 Geologist: : Amanda Takacs

Depth in Feet	USCS	GRAPHIC	DESCRIPTION	Recovery	PID (ppm)	Sample	REMARKS
8	GW						
	SM		SILTY SAND - Fill: Silty sand, average plasticity, no odor, dry, medium red/brown		0.2		
			SAND - Fill, Medium-fine sand with trace coarse gravel, no odor, dry, medium tan/yellow				
	SW		Fill, Medium fine sand, no odor, dry, medium tan/lt brown		0.6		
10			No Recovery				
	CL		CLAY - Fine clay with trace gravel, odor, md brown				
	SW		SAND - Medium-fine sand, no odor, dry, orange/tan		0.5		
			SAND - Medium-fine sand and fine gravel, no odor, dry, medium brown		0.2		
	SP		Medium-fine sand with trace gravel, no odor, dry, medium tan				
12			Plagioclase Feldspar crystals, fine sand, no odor, dry, tan/white	95%	0.2		
	SW		SAND - Medium sand, no odor, dry, medium tan/yellow		0.1		
			SAND - Medium-fine sand with trace gravel, slight odor, dry, medium tan		0.1		
					0.2		
14	SP		Medium-fine sand and tace gravel, no odor, dry, orange/tan				Sample WVS-SB05-(14-15)-111111-SS
						1	
					1.3		
			No Recovery				
16					2.0		

Hole Diameter: 2 inches
 Sampling Method: Continuous
 Drill Rig: Geoprobe

BORING WVS-110111-SB05



BORING WVS-110111-SB05

Environmental Protection Agency
 West Vermont Street
 Speedway, Indiana
 W.O. # 20405.012.001.1624.00

Location: : Speedway, IN
 Start Date: : 11/11/11
 End Date: : 11/11/11
 Drilling Method: : Geoprobe
 Subcontractor: : WDC

Driller: : Justin
 Geologist: : Amanda Takacs

Depth in Feet	USCS	GRAPHIC	DESCRIPTION	Recovery	PID (ppm)	Sample	REMARKS
16	SP		SAND - Fine sand with fine gravel, slight odor, dry, medium brown/tan	95%	2.0	2	Sample WVS-SB05-(17-18)-111111-SS
	CH		CLAY - Fine clay, high plasticity, medium brown				
	SP		SAND - Feldspar crystals, medium sand, tan				
	SW		SAND - medium-fine sand, medium red/brown				
	SP		SAND - Fine sand and trace gravel, medium brown/grey				
	SW		SAND - Medium sand, slight odor, dry, yellow/brown				
18	SP		SAND - Sandy gravel, no odor, dry, orange/brown				
			Medium-coarse sand, trace fine gravel, no odor, medium grey				
	SM		SILTY SAND - Sandy silt, trace gravel, no odor, wet, medium-lt. grey				
	SP		SAND - Coarse sand and trace fine gravel, no odor, wet, medium-lt. grey				
20	EOB @ 20' BGS						
22							
24							

Hole Diameter: 2 inches
 Sampling Method: Continuous
 Drill Rig: Geoprobe

BORING WVS-110111-SB05



BORING WVS-110111-SB06

(Page 1 of 3)

Environmental Protection Agency
 West Vermont Street
 Speedway, Indiana
 W.O. # 20405.012.001.1624.00

Location: : Speedway, IN
 Start Date: : 11/11/11
 End Date: : 11/11/11
 Drilling Method: : Geoprobe
 Subcontractor: : WDC

Driller: : Justin
 Geologist: : Amanda Takacs

Depth in Feet	USCS	GRAPHIC	DESCRIPTION	Recovery	PID (ppm)	Sample	REMARKS
0			No Recovery				
			SILTY SAND - Fil.: sandy silt with trace organics, no odor, dry, medium brown		0.2		
			Fill, sandy silt with trace gravel, no odor, dry, medium brown				
			Fill, sandy silt with trace fine gravel, very compact, slight odor, dry, medium brown	95%			
2	SM						
			SAND - Fill: sandy silt with gravel and trace pebbles, very compact, no odor, dry, medium brown		0.7		
			Fill, medium-fine sand with trace fine gravel, poorly compacted, dry, no odor, md red/brown		0.4		
4	SP		Fill, sandy gravel with pebbles, no odor, dry, lt grey/white		0.2		
			No Recovery				
6	CL		CLAY - Fill, Fine clay with trace fine sand, no odor, dry, medium brown		0.2		
			SAND - Fill, Sandy gravel with trace pebbles, poorly sorted, loosely compacted, no odor, dry, lt tan/grey	95%			
8	SP						

07-10-2012 I:\Boring Logs\WVS-110111-SB06.bor

Hole Diameter: 2 inches
 Sampling Method: Continuous
 Drill Rig: Geoprobe

BORING WVS-110111-SB06

(Page 1 of 3)



BORING WVS-110111-SB06

(Page 2 of 3)

Environmental Protection Agency
 West Vermont Street
 Speedway, Indiana
 W.O. # 20405.012.001.1624.00

Location: : Speedway, IN
 Start Date: : 11/11/11
 End Date: : 11/11/11
 Drilling Method: : Geoprobe
 Subcontractor: : WDC

Driller: : Justin
 Geologist: : Amanda Takacs

Depth in Feet	USCS	GRAPHIC	DESCRIPTION	Recovery	PID (ppm)	Sample	REMARKS
8			Fill, Sandy gravel with pebbles, slight odor, dry, lt grey/tan		0.4		
	SP		Fill, Medium-fine sand and gravel, slight odor, dry, medium tan/grey		0.2		
10			SILTY SAND - Silty sand and gravel, no odor, poorly sorted, very dry, lt-medium grey				
	SM						
	GP		GRAVELLY SAND - Gravel with trace sand, no odor, dry, white		0.7		
			SAND - Medium sand and gravel, slight odor, dry, orange/brown				
12			Medium sand with fine gravel and trace pebbles, poorly compacted, no odor, dry, medium grey/orange/brown	95%			
	SP		Medium-coarse sand and trace gravel, orange		0.7		
			Medium sand with fine gravel and trace pebbles, no odor, dry, medium tan/grey				Sample WVS-SB06-(13-14)-111111-SS
						1	
14			SAND - Medium sand, damp, no odor, tan		0.5		
	SW		SAND - Fine sand and trace pebbles, medium grey				
			Sandy gravel with trace pebbles, loosely compacted, no odor, dry, medium tan				
	SP						
16							

Hole Diameter: 2 inches
 Sampling Method: Continuous
 Drill Rig: Geoprobe

BORING WVS-110111-SB06

(Page 2 of 3)

07-10-2012 I:\Boring Logs\WVS-110111-SB06.bor



BORING WVS-110111-SB06

(Page 3 of 3)

Environmental Protection Agency
 West Vermont Street
 Speedway, Indiana
 W.O. # 20405.012.001.1624.00

Location: : Speedway, IN
 Start Date: : 11/11/11
 End Date: : 11/11/11
 Drilling Method: : Geoprobe
 Subcontractor: : WDC

Driller: : Justin
 Geologist: : Amanda Takacs

Depth in Feet	USCS	GRAPHIC	DESCRIPTION	Recovery	PID (ppm)	Sample	REMARKS
16	SP			95%			
	CL		CLAY - Fine clay and sand with trace gravel, well compacted, no odor, wet, medium tan		0.4		
18	SP		SAND - Medium sand with trace fine gravel, no odor, wet, medium grey/brown Sandy gravel with pebbles, no odor, wet, medium grey/brown Medium sand with trace pebbles, no odor, dry, medium grey		0.2 0.1 0.1		Sample WVS-SB06-(19-20)-111111-SS - Duplicate collected No Groundwater sample collected at this location.
20	EOB @ 20' BGS						
22							
24							

Hole Diameter: 2 inches
 Sampling Method: Continuous
 Drill Rig: Geoprobe

BORING WVS-110111-SB06

(Page 3 of 3)