

Hand-drawn floor plan of a basement with various rooms and renovation notes:

- Top Left:** SHIPPLIES [019], STAIRS [022]. Note: REMOVE CERAMIC TILE WAINSCOT FROM STAIRS [022] AND SALVAGE FOR USE IN [024]. REPAIR PLASTER TO MATCH EXIST.
- Top Center:** COMPRESSOR [020]. Note: NEW 8" CONC. BLK WALL 11 3/4" PLASTER BOTH SIDES AND CERAMIC TILE WAINSCOT ON [024] SIDE. [] USING TILE RECOVERED FROM [023] TO MATCH EXISTING RECEIVING [024].
- Top Right:** WALK-IN [021], COOLER. Note: REMOVE WINDOWS - BLOCK UP OPENING. PATCH PLASTER TO MATCH EXIST.
- Center Right:** DUMB WATER [023]. Note: REMOVE EXISTING WINDOW FRAME - BLOCK UP AND PATCH TO MATCH EXIST.
- Center:** PLATFORM [024].
- Bottom Left:** CLEAN LINEN [025]. Note: REMOVE EXIST. WDN. BLOCK UP & PATCH TO MATCH EXIST.
- Bottom Center:** STAIRS [030]. Note: RETAIN EXIST. EXIT LIGHTS ABOVE DEPT'S [031].
- Bottom Center-Right:** ELEVATOR [032]. Note: REMOVE EXIST. 1 HR. RATED WALL. REPLACE WITH 8" CONC. BLK FINISHED BOTH SIDES W/ 3/4" PLASTER.
- Bottom Right:** MACHINE RM [033]. Note: ENSURE THAT THESE PARTS EXTEND TO UNDERSIDE OF COMPLETE THEN IF THEY ENGINEER [038]. BLOCK UP SH. THIS WALL. W. NEW EXIST. LIGHT ABOVE DOOR [038].
- Far Right:** HOT WATER TANK [035].
- Bottom Left (Room):** PHYSICAL THERAPY [029].
- Bottom Center (Room):** SORTING TABLES WASHERS & DRYERS NIG. DRYERS [034].
- Bottom Right (Room):** LABS/DENTS LAUNDRY [035].
- Bottom Left (Note):** NEW 1/2 PAN FROD IN HERE [031].
- Bottom Right (Note):** BASEMENT F

REMOVE EXIST. WIND
BLOCK UP OPENING
WITH 1/2" CEMENT P
MATCH EXIST.

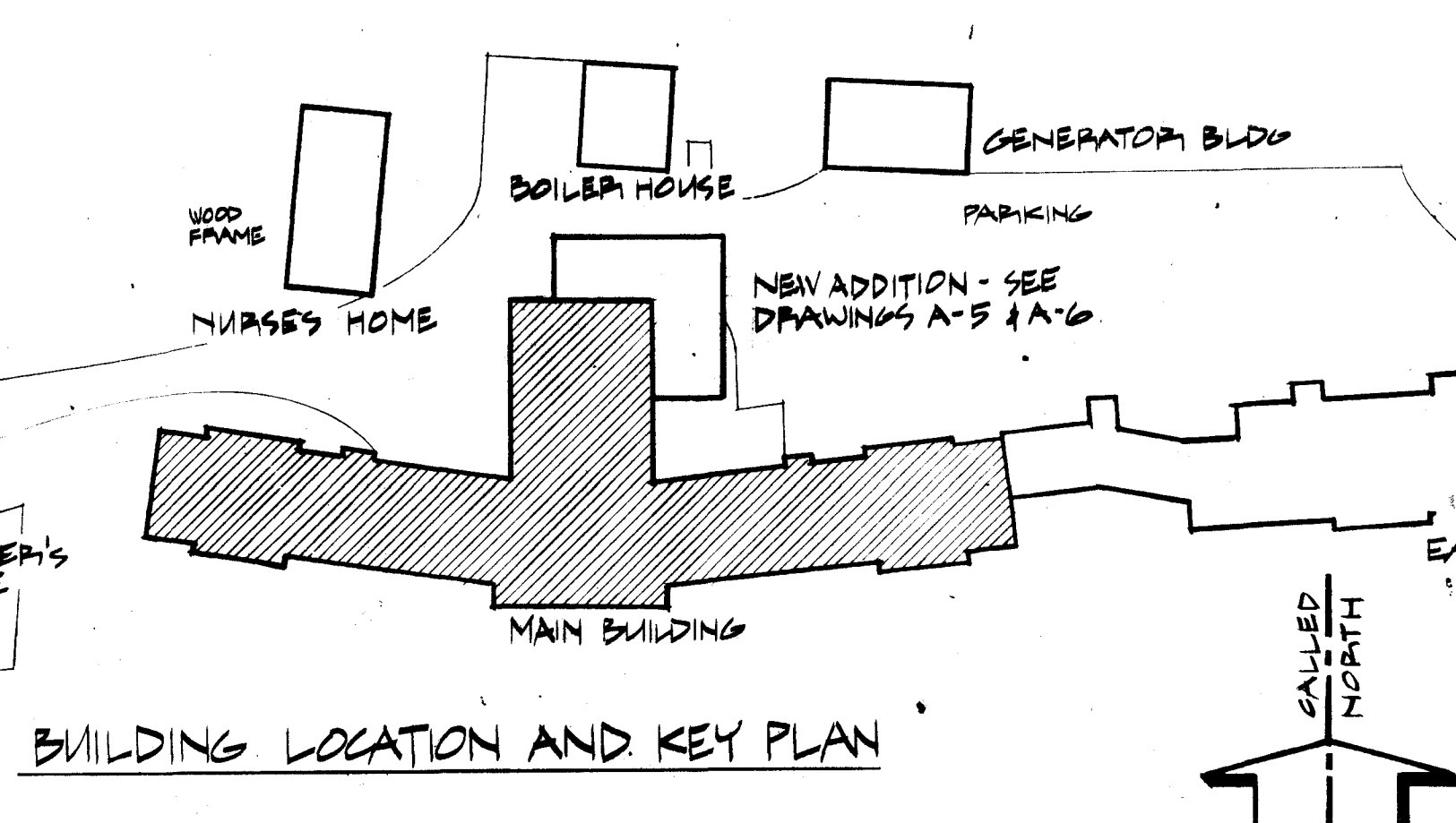
DOOR TYPE (F) (V) (G) (N) (E, G, O, N)

AT JAMBS ONLY OF
- PLASTER, USE BULL
NOSE MTL CORNER BEAD
- EXPOSED CONC. BLK USE
BULL NOSED CONC. BLK
AT BOTH HEAD AND JAMBS OF
- CONCRETE, USE
1" CHAMFER
- GFT. DP. USE MTL
CORNER BEAD

NOTE: WHERE CONC. MASONRY OR
METAL IS EXPOSED ADJACENT TO H.M.
FRAMES, ALLOW 1/4" TOLERANCE BETWEEN
FRAME AND WALL MATERIAL FOR GROUT

NOTE: FILL JAMBS AND
HEADS OF H.M. DOOR
FRAMES WITH GROUT (TYP.)

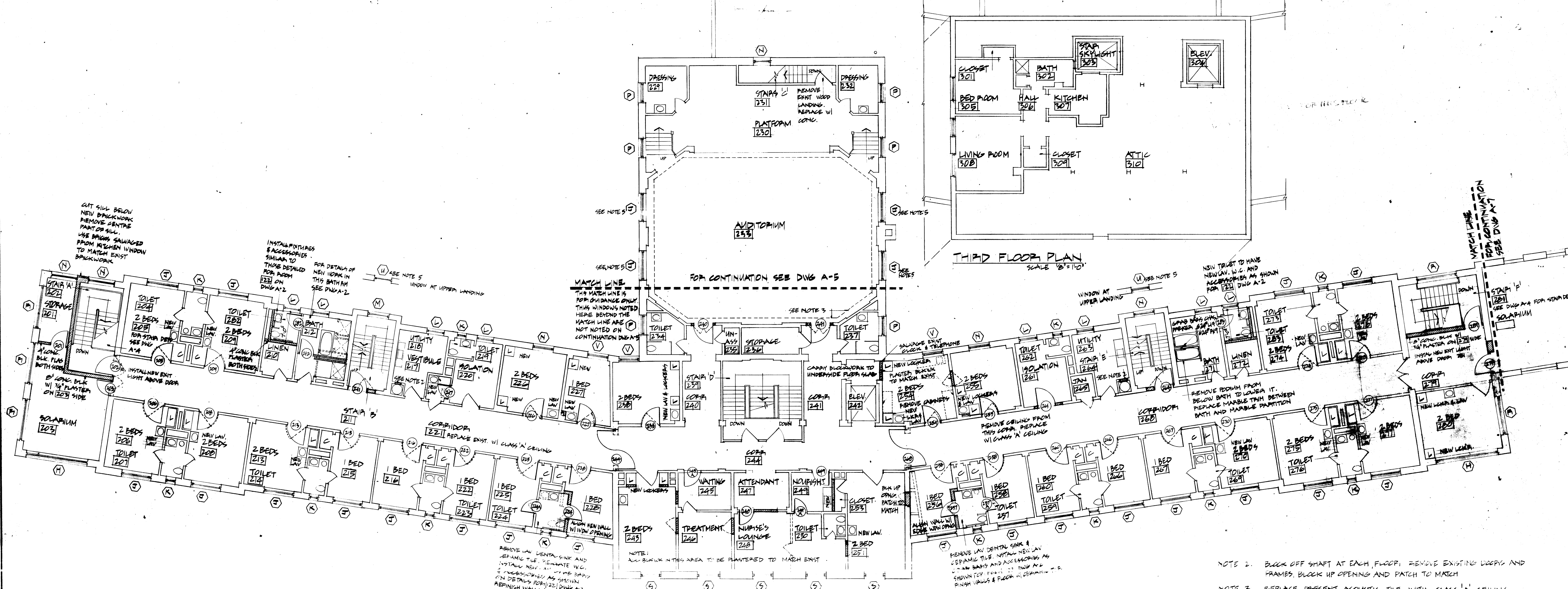
	EARTH
	GRAVEL
	ASPHALT
	STRUCTURAL BLOCK (CONCRETE)
	LIGHTWEIGHT BLOCK (CONCRETE)
	BRICK
	FIRE BRICK
	PLASTER
	MARBLE
	STONE
	SLATE
	QUARRY CAST STONE
	ACOUSTIC CERAMIC TILE
	TERRAZZO
	RIGID INSULATION
	BLANK METAL SHEET
	METAL LATH
	CEMENT ASPHALT FIBERGLASS FIBER LATH
	EXISTING WOOD
	SOUND-REDUCING WOOD
	WOOD FINISH
	PLYWOOD
	CHIPBOARD



**CRANDELL ASSOCIATES
ARCHITECTS**
GLENS FALLS NEW YORK

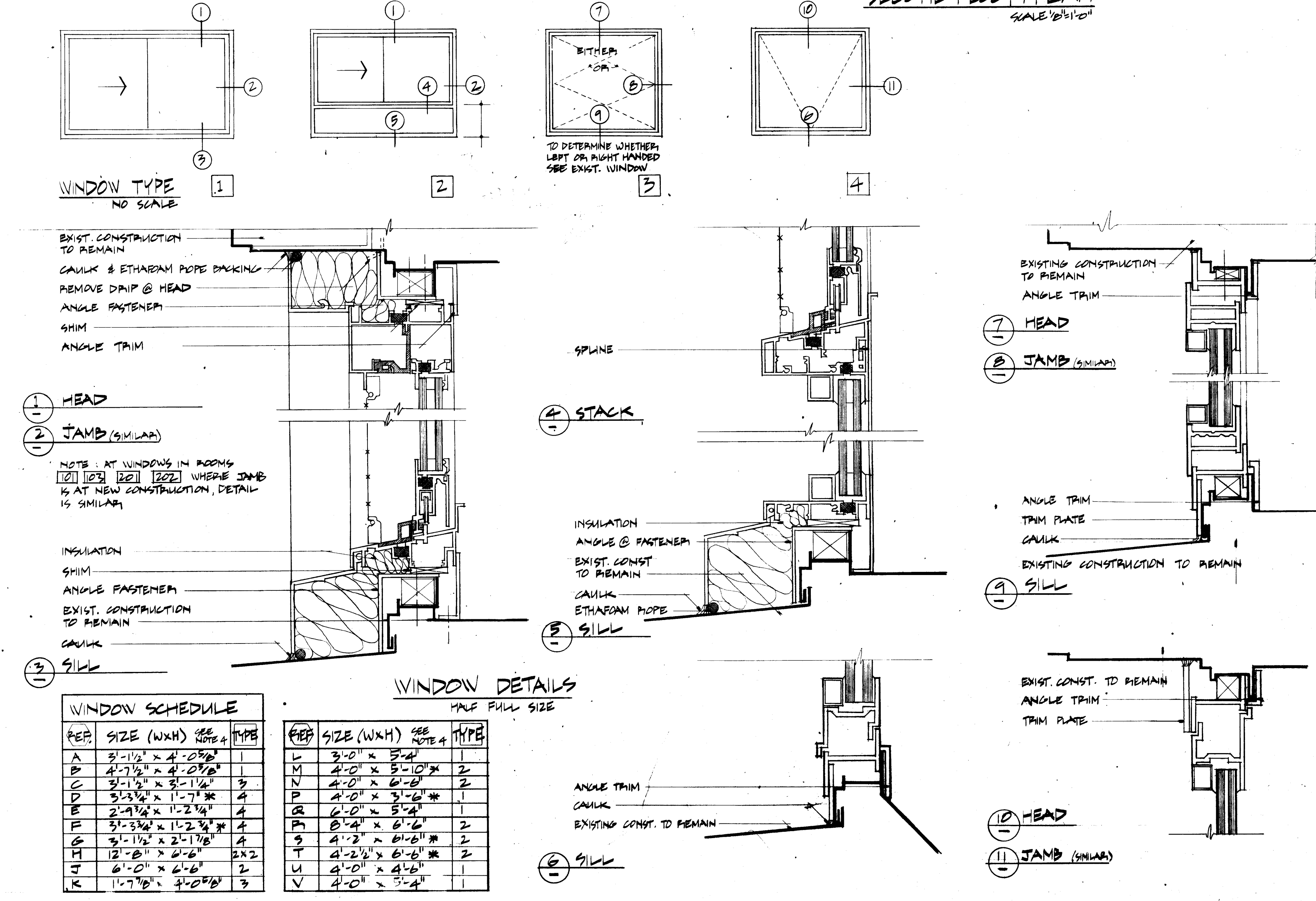
ALTERATIONS TO
SARATOGA COUN
HOMESTEAD INFIR
PROVIDENCE NE

DRAWN BY	CHECKED BY
DRAWING TITLE	
BASEMENT PLAN DOORS & FRAMES	

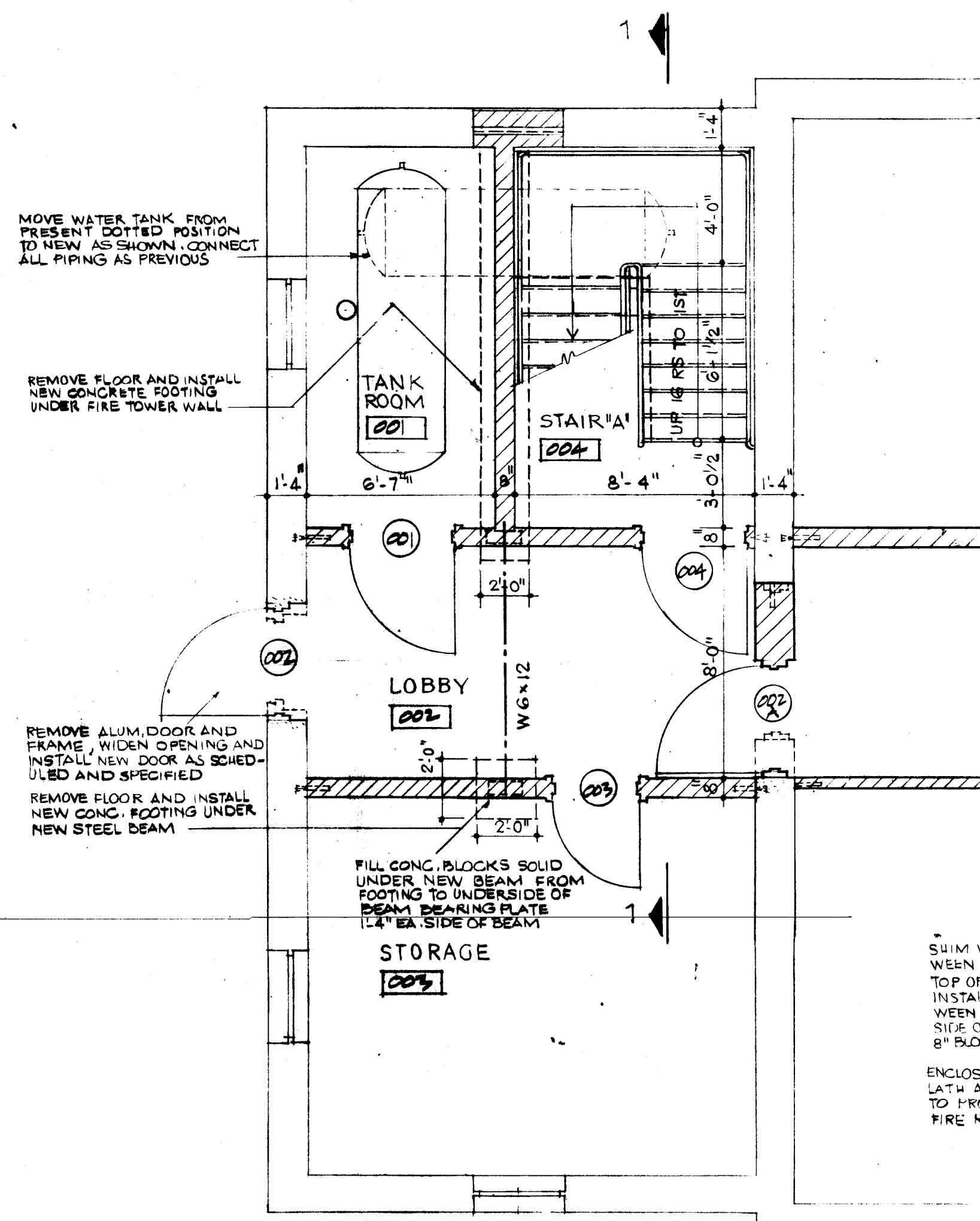


- NOTE 2. BLOCK OFF SHAFT AT EACH FLOOR. REMOVE EXISTING DOORS AND FRAMES. BLOCK UP OPENING AND PATCH TO MATCH
- NOTE 3. REPLACE PRESENT ACOUSTIC TILE WITH CLASS 'A' CEILING
- NOTE 4. DIMENSIONS FOR WINDOW TYPES ARE GIVEN IN WINDOW SCHEDULE BELOW. VERIFY ALL DIMENSIONS AT JDB.
- NOTE 5. NOTE THAT THESE WINDOWS ARE TO HAVE SEMI-CIRCULAR FIXED GLASS TRANSOM.

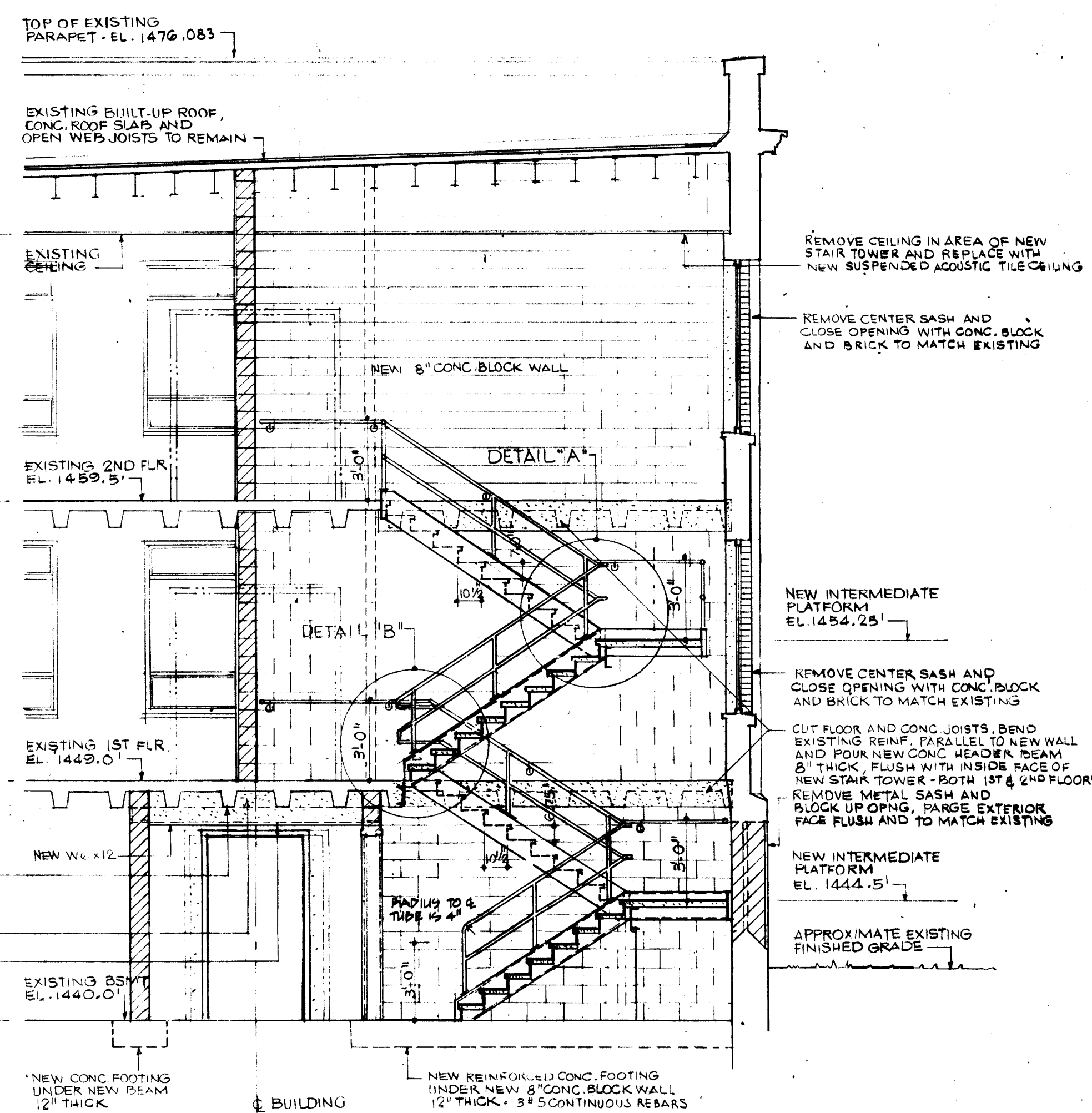
DOOR, FRAME AND HARDWARE SCHEDULE														NUMBER		
NUMBER	DOOR		FRAME					SILL		HARDWARE		REMARKS	NUMBER			
	WIDTH	HEIGHT	THICK	TYPE	SWT	LOCKER	GLASS	UNIT	HEAD	ANCHOR	TYPE	MAT	SEC. N°	KEY CODE	LABEL	
201	3'-0"	7'-0"	1 1/2"	F	ND		-	HM						203	-	201
202	3'-0"	7'-0"	1 1/2"	F	ND		WIND	HM			T/E			203	B1/2	202
203	3'-0"	7'-0"	1 1/2"	F	ND		-	HM			T/E			203	-	203
205	4'-0"	7'-0"	1 1/2"	F	ND		-	EXIST						221	-	205
206	4'-0"	7'-0"	1 1/2"	F	ND		-	EXIST						221	-	206
208	4'-0"	7'-0"	1 1/2"	F	ND		-	EXIST						221	-	208
209	4'-0"	7'-0"	1 1/2"	F	ND		-	EXIST						221	-	209
211	3'-0"	7'-0"	1 1/2"	H	ND		WIND	HM			T/E			221	B1/2	211
212	3'-0"	7'-0"	1 1/2"	F	ND		-	HM	3	3				(221)	-	212
213	4'-0"	7'-0"	1 1/2"	F	ND		-	EXIST						221	-	213
215	4'-0"	7'-0"	1 1/2"	F	ND		-	EXIST						221	-	215
216	4'-0"	7'-0"	1 1/2"	F	ND		-	EXIST						221	-	216
222	4'-0"	7'-0"	1 1/2"	F	ND		-	EXIST						221	-	222
223	4'-0"	7'-0"	1 1/2"	F	ND		-	EXIST						221	-	223
226	4'-0"	7'-0"	1 1/2"	F	ND		-	HM	3	3	E			221	-	226
227	4'-0"	7'-0"	1 1/2"	F	ND		-	HM	3	3	E			221	-	227
228	4'-0"	7'-0"	1 1/2"	F	ND		-	EXIST						221	-	228
238	4'-0"	7'-0"	1 1/2"	F	ND		-	HM	3	3	E			244	-	238
240	3'-0"	7'-0"	1 1/2"	H	ND		WIND	HM	3	3	T/E			240	B1/2	240
241	3'-0"	7'-0"	1 1/2"	F	ND		WIND	HM	3	3	T/E			241	B1/2	241
244	3'-0"	7'-0"	1 1/2"	V	ND		WIND	HM			E			-	-	PAIR SMOKE DOORS
245A	3'-0"	7'-0"	1 1/2"	F	ND		-	HM			E			244	-	SALVAGE FROM 245D
245B	3'-0"	7'-0"	1 1/2"	F	ND		-	HM						-	-	
249	3'-0"	7'-0"	1 1/2"	F	ND		-	HM			T/E			247	-	SALVAGE FROM 251
249A	3'-0"	7'-0"	1 1/2"	F	ND		-	HM			E			248	-	SALVAGE FROM 248D
250	4'-0"	7'-0"	1 1/2"	F	ND		-	HM	3	3	E			248	-	SALVAGE FROM 248D
255	4'-0"	7'-0"	1 1/2"	F	ND		-	HM	3	3	E			268	-	
256	4'-0"	7'-0"	1 1/2"	F	ND		-	EXIST						268	-	SEE NOTE A
258	4'-0"	7'-0"	1 1/2"	F	ND		-	EXIST						268	-	SEE NOTE A
260	4'-0"	7'-0"	1 1/2"	F	ND		-	EXIST						268	-	SEE NOTE A
261	4'-0"	7'-0"	1 1/2"	F	ND		-	HM	3	3	T			268	-	
264	3'-0"	7'-0"	1 1/2"	H	ND		WIND	HM			T/E			208	B1/2	264
266	4'-0"	7'-0"	1 1/2"	F	ND		-	EXIST						208	-	SEE NOTE A
268	4'-0"	7'-0"	1 1/2"	F	ND		-	EXIST						208	-	
270	3'-0"	7'-0"	1 1/2"	V	ND		WIND	HM			E			-	-	PAIR SMOKE DOORS
271	4'-0"	7'-0"	1 1/2"	F	ND		-	EXIST						268	-	SEE NOTE A
274	4'-0"	7'-0"	1 1/2"	F	ND		-	EXIST						268	-	SEE NOTE A
275	4'-0"	7'-0"	1 1/2"	F	ND		-	EXIST						268	-	SEE NOTE A
277	4'-0"	7'-0"	1 1/2"	F	ND		-	EXIST						268	-	SEE NOTE A
278	4'-0"	7'-0"	1 1/2"	F	ND		-	EXIST						268	-	SEE NOTE A
279	3'-0"	7'-0"	1 1/2"	N	ND		WIND	HM			T/E			SOLAHUM	B1/2	279
281	3'-0"	7'-0"	1 1/2"	N	ND		WIND	HM			T/E			274	B1/2	281
284	3'-0"	7'-0"	1 1/2"	F	ND		-	HM			T			228	-	SALVAGE FROM 224H
285A	3'-0"	7'-0"	1 1/2"	F	ND		-	HM	3	3	E			228	-	
287	3'-0"	7'-0"	1 1/2"	F	ND		-	HM			T			228	-	
287A	3'-0"	7'-0"	1 1/2"	F	ND		-	HM	3	3	E			228	-	
288	3'-0"	7'-0"	1 1/2"	F	ND		-	HM	3	3	E			212	-	
289	3'-0"	7'-0"	1 1/2"	F	ND		-	HM	3	3	E			271	-	



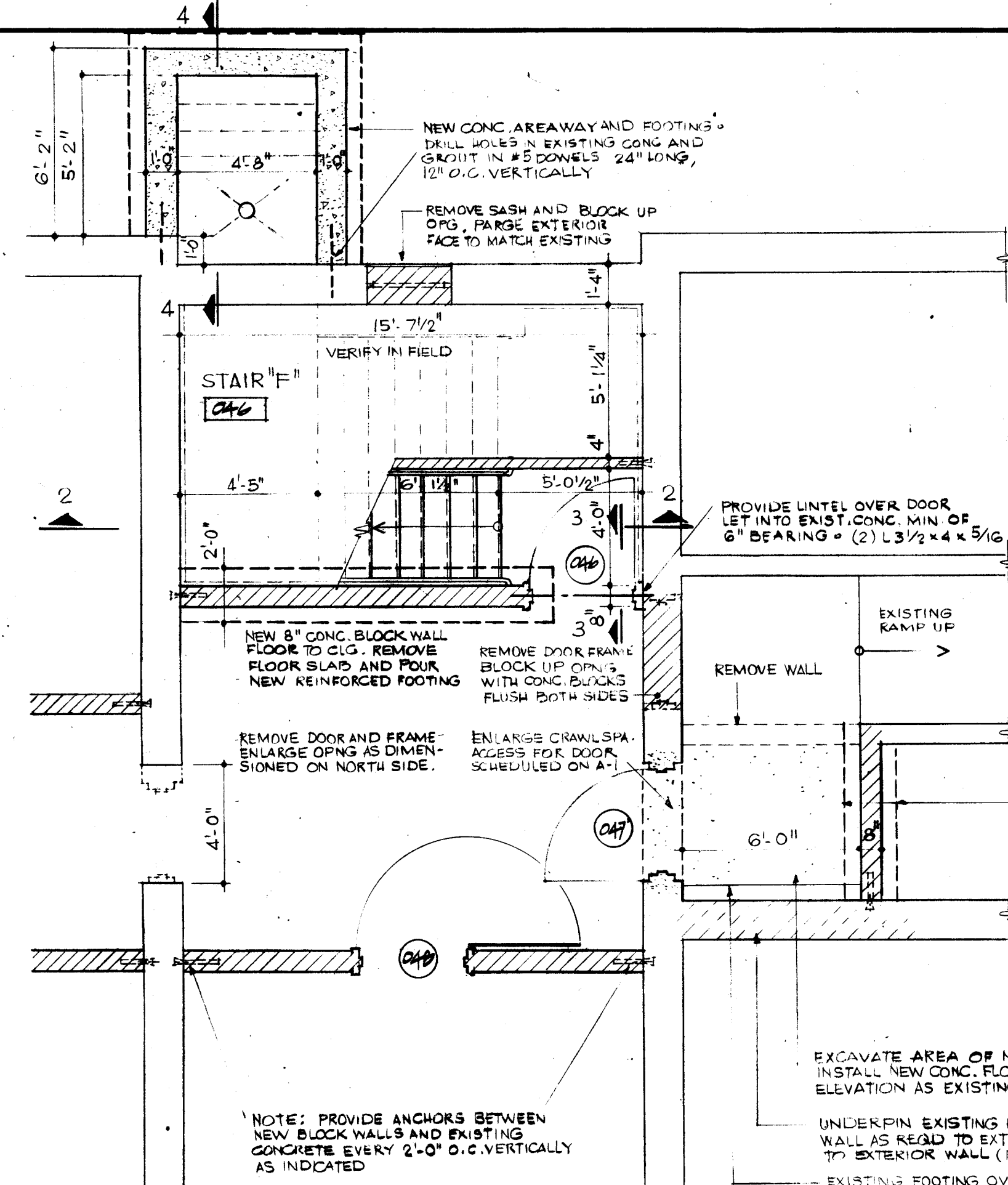
BEARING	PARTITION THICKNESS	SPAN	SIZE
UP TO 5'-0"	4"	UP TO 5'-0"	L 3 1/2 x 3 1/4
5'-0" TO 7'-0"	4"	UP TO 7'-0"	L 5 x 3 1/4
7'-0" TO 9'-0"	4"	UP TO 9'-0"	L 6 x 3 1/4
9'-0" TO 11'-0"	4"	UP TO 11'-0"	L 8 x 3 1/4
11'-0" TO 13'-0"	4"	UP TO 13'-0"	L 10 x 3 1/4
13'-0" TO 15'-0"	4"	UP TO 15'-0"	L 12 x 3 1/4
15'-0" TO 17'-0"	4"	UP TO 17'-0"	L 14 x 3 1/4
17'-0" TO 19'-0"	4"	UP TO 19'-0"	L 16 x 3 1/4
19'-0" TO 21'-0"	4"	UP TO 21'-0"	L 18 x 3 1/4
21'-0" TO 23'-0"	4"	UP TO 23'-0"	L 20 x 3 1/4
23'-0" TO 25'-0"	4"	UP TO 25'-0"	L 22 x 3 1/4
25'-0" TO 27'-0"	4"	UP TO 27'-0"	L 24 x 3 1/4
27'-0" TO 29'-0"	4"	UP TO 29'-0"	L 26 x 3 1/4
29'-0" TO 31'-0"	4"	UP TO 31'-0"	L 28 x 3 1/4
31'-0" TO 33'-0"	4"	UP TO 33'-0"	L 30 x 3 1/4
33'-0" TO 35'-0"	4"	UP TO 35'-0"	L 32 x 3 1/4
35'-0" TO 37'-0"	4"	UP TO 37'-0"	L 34 x 3 1/4
37'-0" TO 39'-0"	4"	UP TO 39'-0"	L 36 x 3 1/4
39'-0" TO 41'-0"	4"	UP TO 41'-0"	L 38 x 3 1/4
41'-0" TO 43'-0"	4"	UP TO 43'-0"	L 40 x 3 1/4
43'-0" TO 45'-0"	4"	UP TO 45'-0"	L 42 x 3 1/4
45'-0" TO 47'-0"	4"	UP TO 47'-0"	L 44 x 3 1/4
47'-0" TO 49'-0"	4"	UP TO 49'-0"	L 46 x 3 1/4
49'-0" TO 51'-0"	4"	UP TO 51'-0"	L 48 x 3 1/4
51'-0" TO 53'-0"	4"	UP TO 53'-0"	L 50 x 3 1/4
53'-0" TO 55'-0"	4"	UP TO 55'-0"	L 52 x 3 1/4
55'-0" TO 57'-0"	4"	UP TO 57'-0"	L 54 x 3 1/4
57'-0" TO 59'-0"	4"	UP TO 59'-0"	L 56 x 3 1/4
59'-0" TO 61'-0"	4"	UP TO 61'-0"	L 58 x 3 1/4
61'-0" TO 63'-0"	4"	UP TO 63'-0"	L 60 x 3 1/4
63'-0" TO 65'-0"	4"	UP TO 65'-0"	L 62 x 3 1/4
65'-0" TO 67'-0"	4"	UP TO 67'-0"	L 64 x 3 1/4
67'-0" TO 69'-0"	4"	UP TO 69'-0"	L 66 x 3 1/4
69'-0" TO 71'-0"	4"	UP TO 71'-0"	L 68 x 3 1/4
71'-0" TO 73'-0"	4"	UP TO 73'-0"	L 70 x 3 1/4
73'-0" TO 75'-0"	4"	UP TO 75'-0"	L 72 x 3 1/4
75'-0" TO 77'-0"	4"	UP TO 77'-0"	L 74 x 3 1/4
77'-0" TO 79'-0"	4"	UP TO 79'-0"	L 76 x 3 1/4
79'-0" TO 81'-0"	4"	UP TO 81'-0"	L 78 x 3 1/4
81'-0" TO 83'-0"	4"	UP TO 83'-0"	L 80 x 3 1/4
83'-0" TO 85'-0"	4"	UP TO 85'-0"	L 82 x 3 1/4
85'-0" TO 87'-0"	4"	UP TO 87'-0"	L 84 x 3 1/4
87'-0" TO 89'-0"	4"	UP TO 89'-0"	L 86 x 3 1/4
89'-0" TO 91'-0"	4"	UP TO 91'-0"	L 88 x 3 1/4
91'-0" TO 93'-0"	4"	UP TO 93'-0"	L 90 x 3 1/4
93'-0" TO 95'-0"	4"	UP TO 95'-0"	L 92 x 3 1/4
95'-0" TO 97'-0"	4"	UP TO 97'-0"	L 94 x 3 1/4
97'-0" TO 99'-0"	4"	UP TO 99'-0"	L 96 x 3 1/4
99'-0" TO 101'-0"	4"	UP TO 101'-0"	L 98 x 3 1/4
101'-0" TO 103'-0"	4"	UP TO 103'-0"	L 100 x 3 1/4
103'-0" TO 105'-0"	4"	UP TO 105'-0"	L 102 x 3 1/4
105'-0" TO 107'-0"	4"	UP TO 107'-0"	L 104 x 3 1/4
107'-0" TO 109'-0"	4"	UP TO 109'-0"	L 106 x 3 1/4
109'-0" TO 111'-0"	4"	UP TO 111'-0"	L 108 x 3 1/4



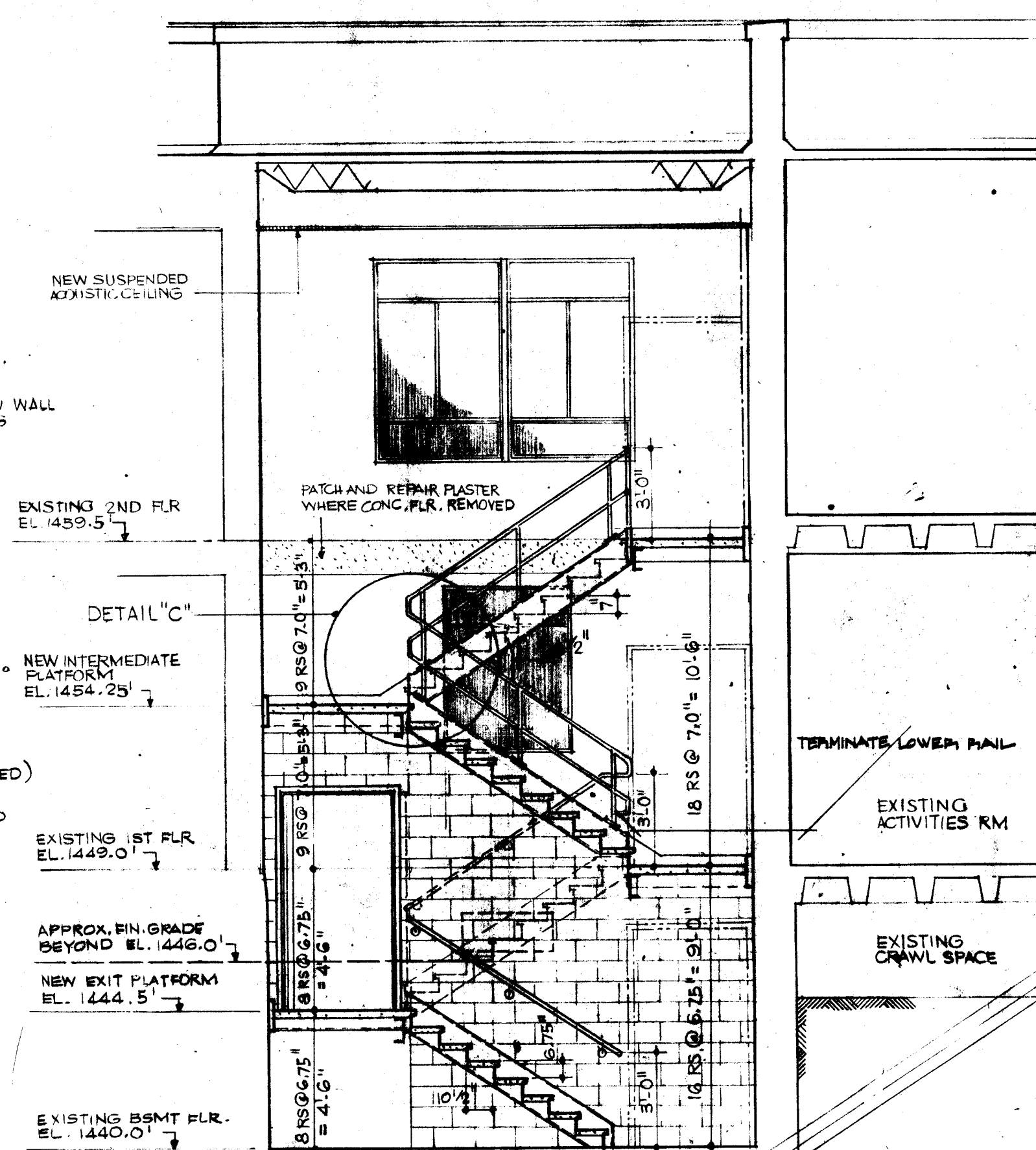
BASEMENT PLAN
STAIR "A"



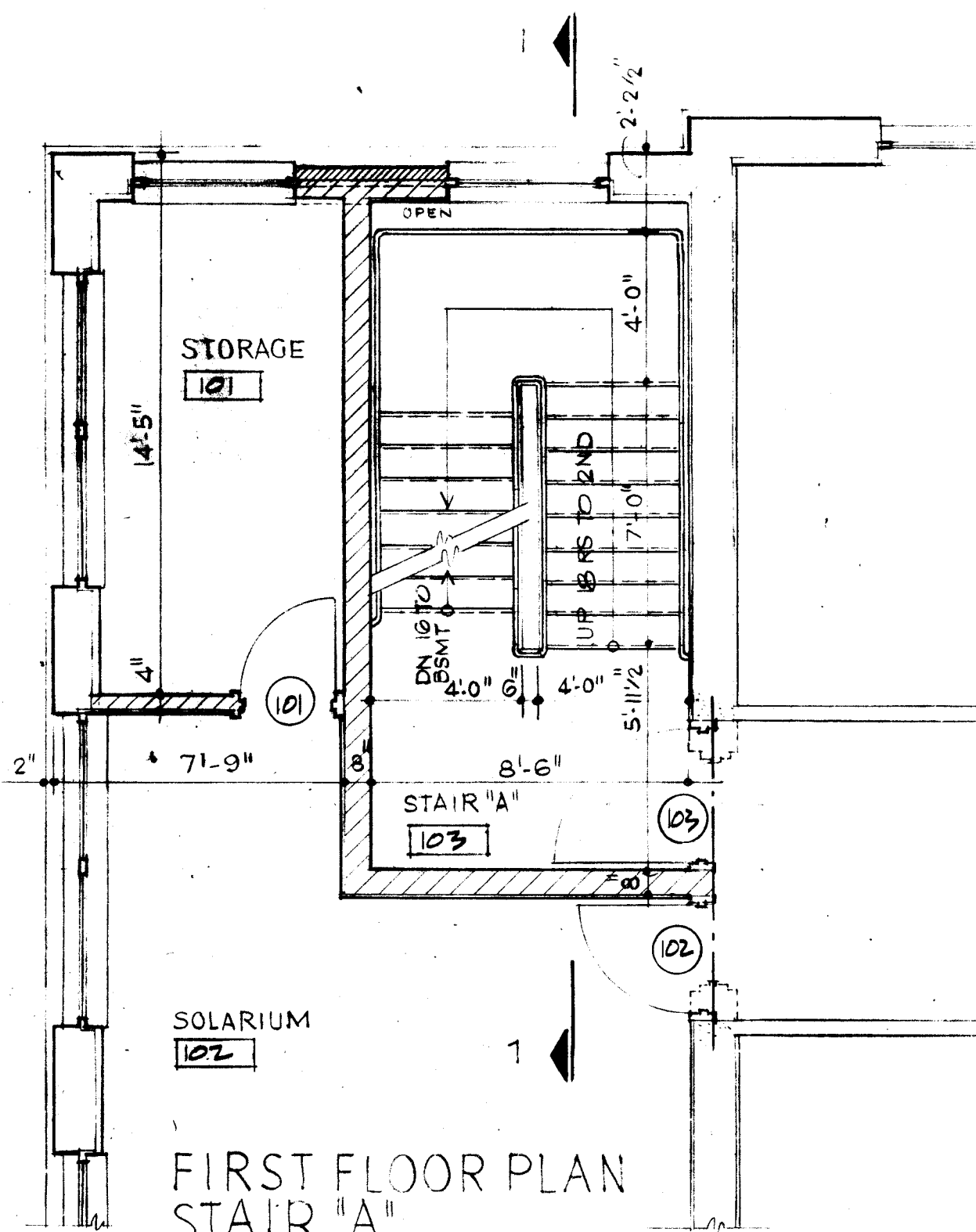
SECTION 1-1 THROUGH
NEW STAIR "A" TOWER



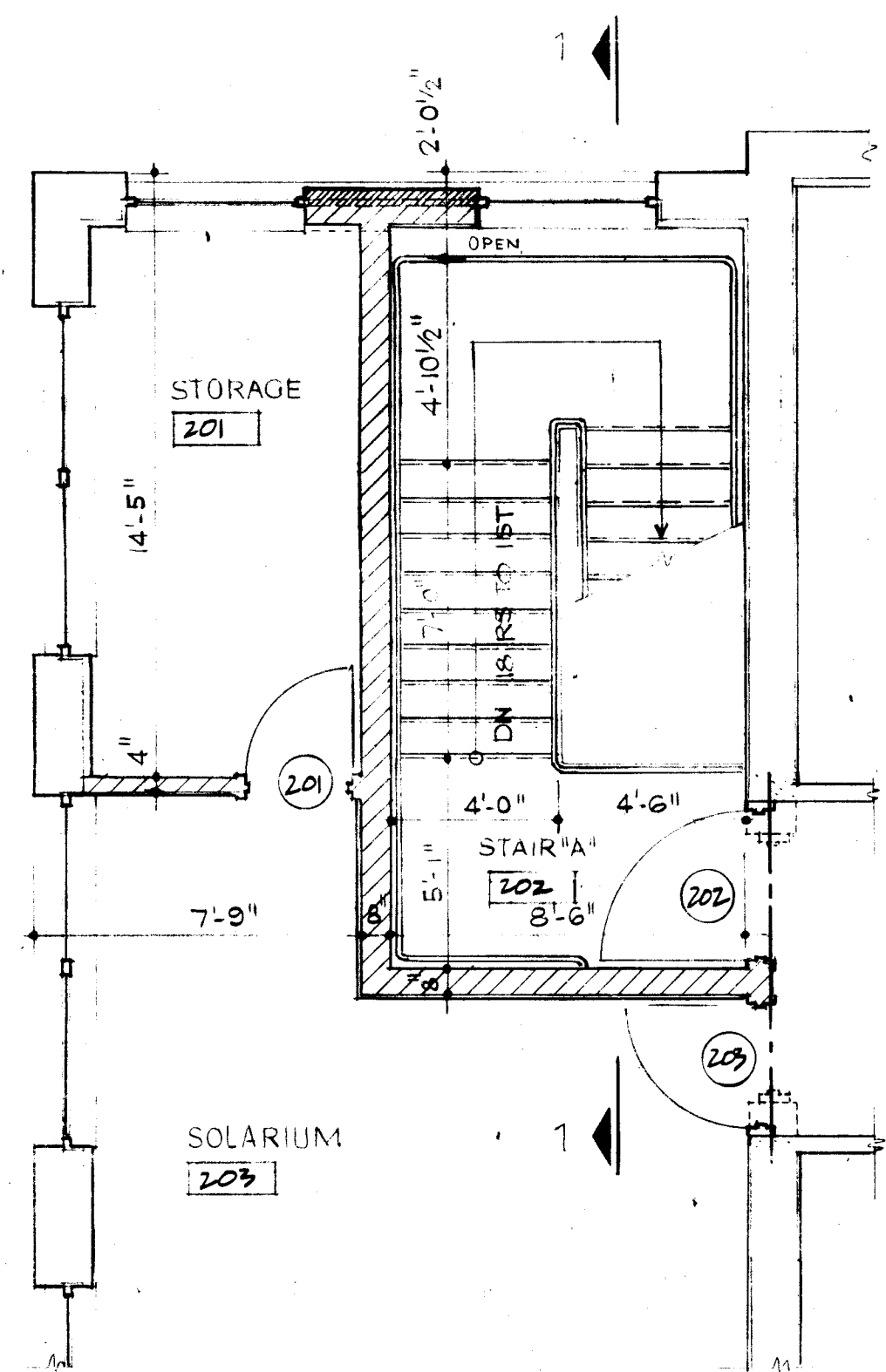
BASEMENT PLAN
STAIR "F"



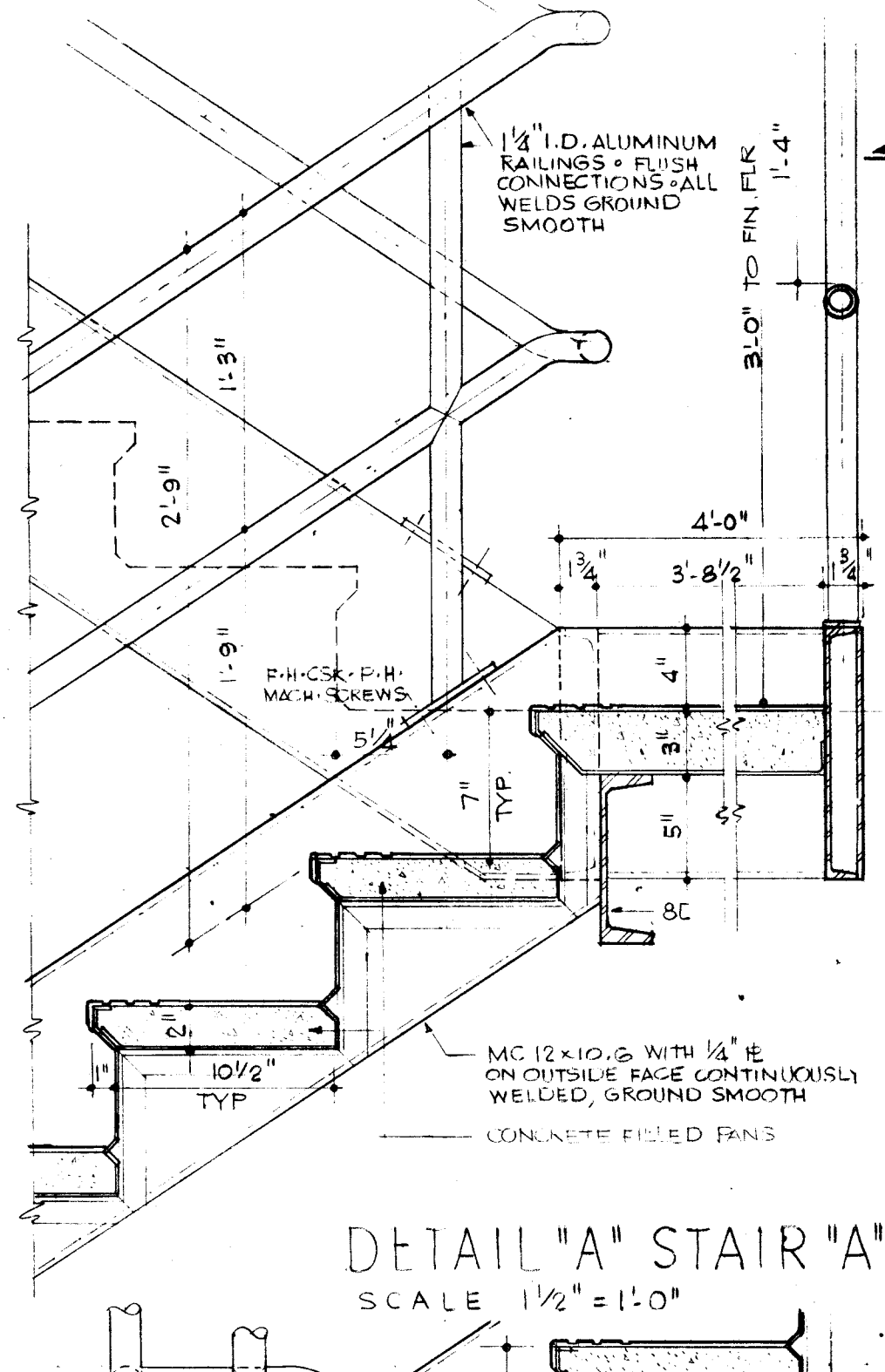
SECTION 2-2 THROUGH
NEW STAIR "F" TOWER



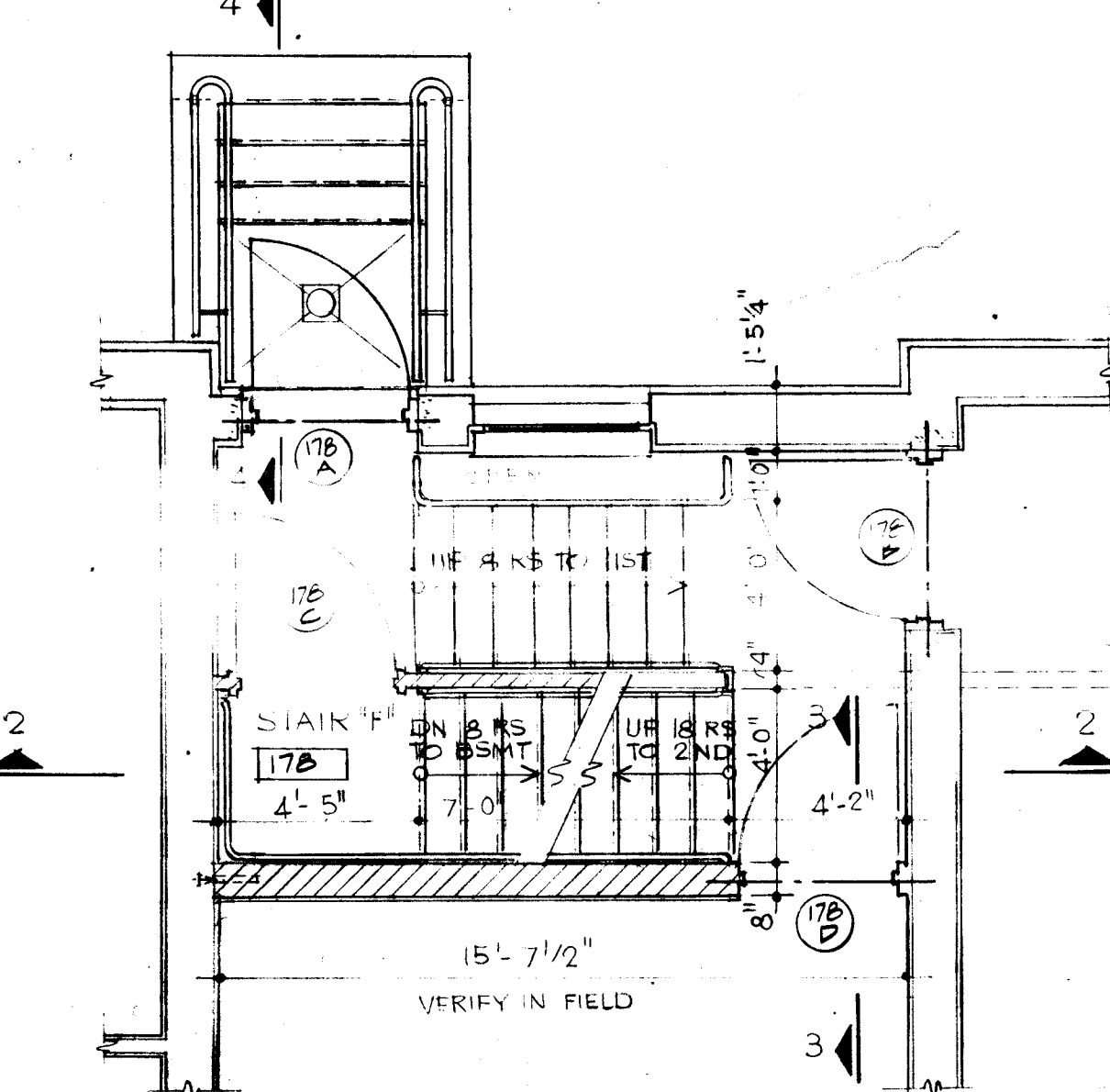
FIRST FLOOR PLAN
STAIR "A"



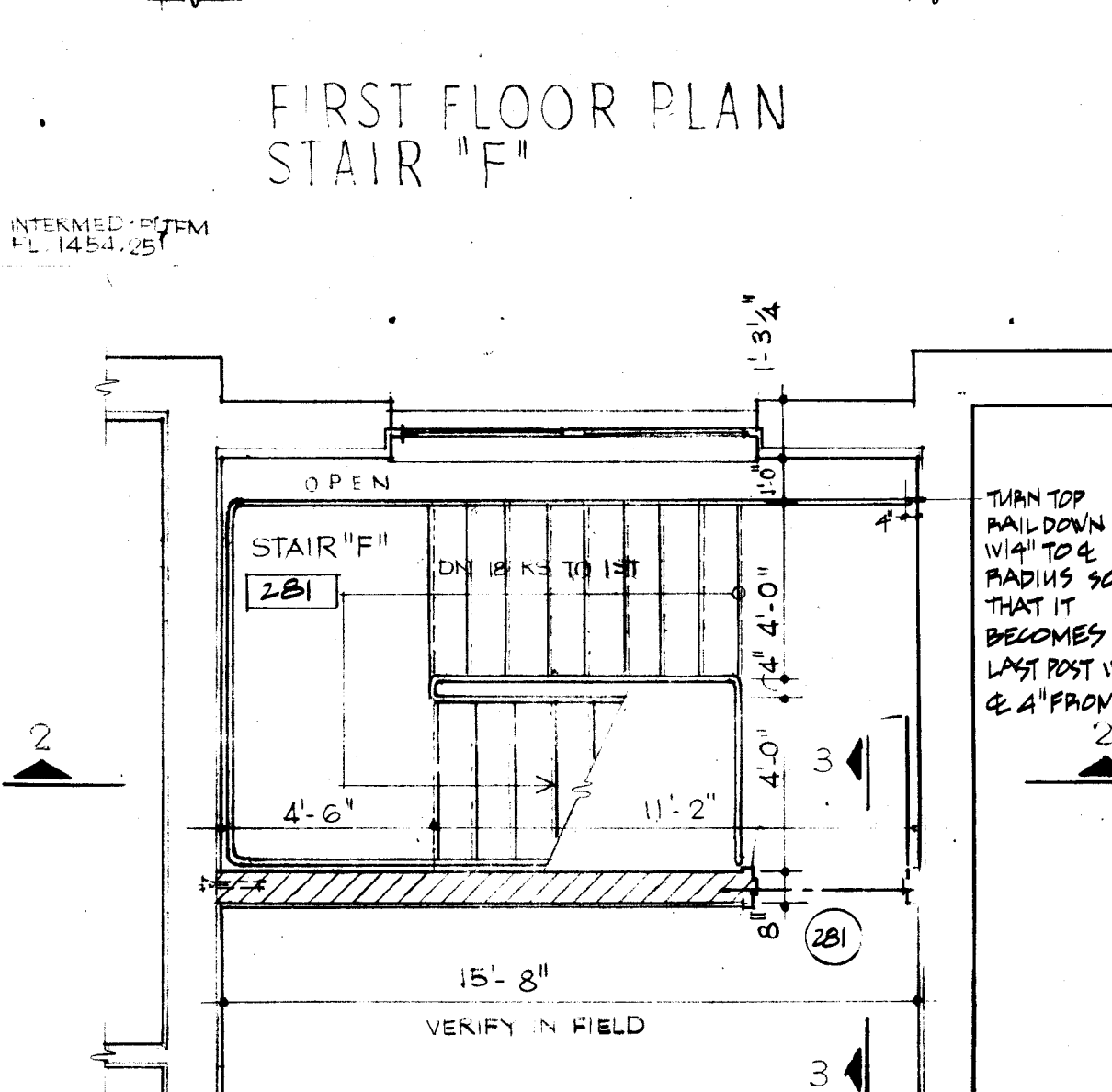
SECOND FLOOR PLAN
STAIR "A"



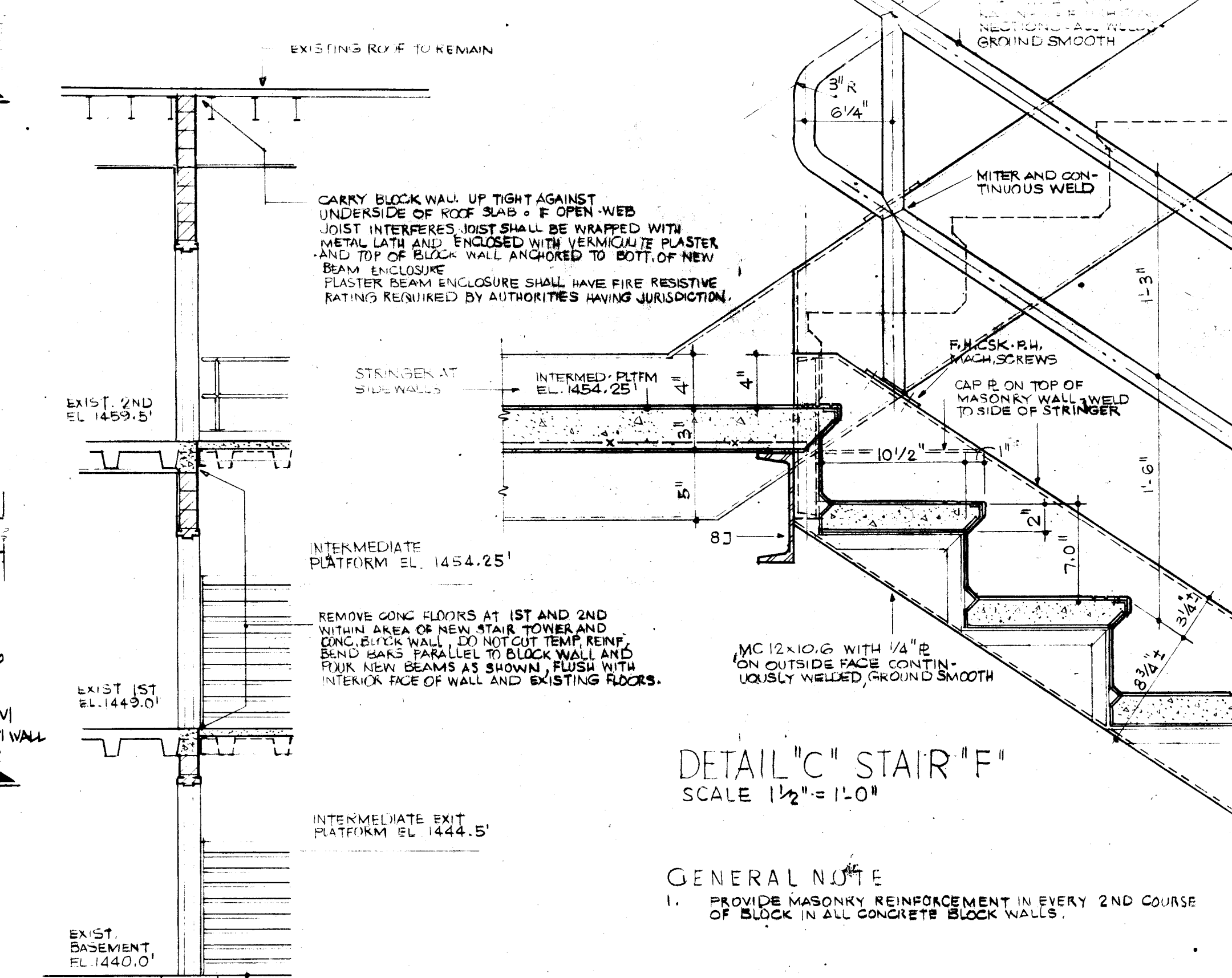
DETAIL "A" STAIR "A"
SCALE 1/2" = 1'-0"



FIRST FLOOR PLAN
STAIR "F"



SECOND FLOOR PLAN
STAIR "F"



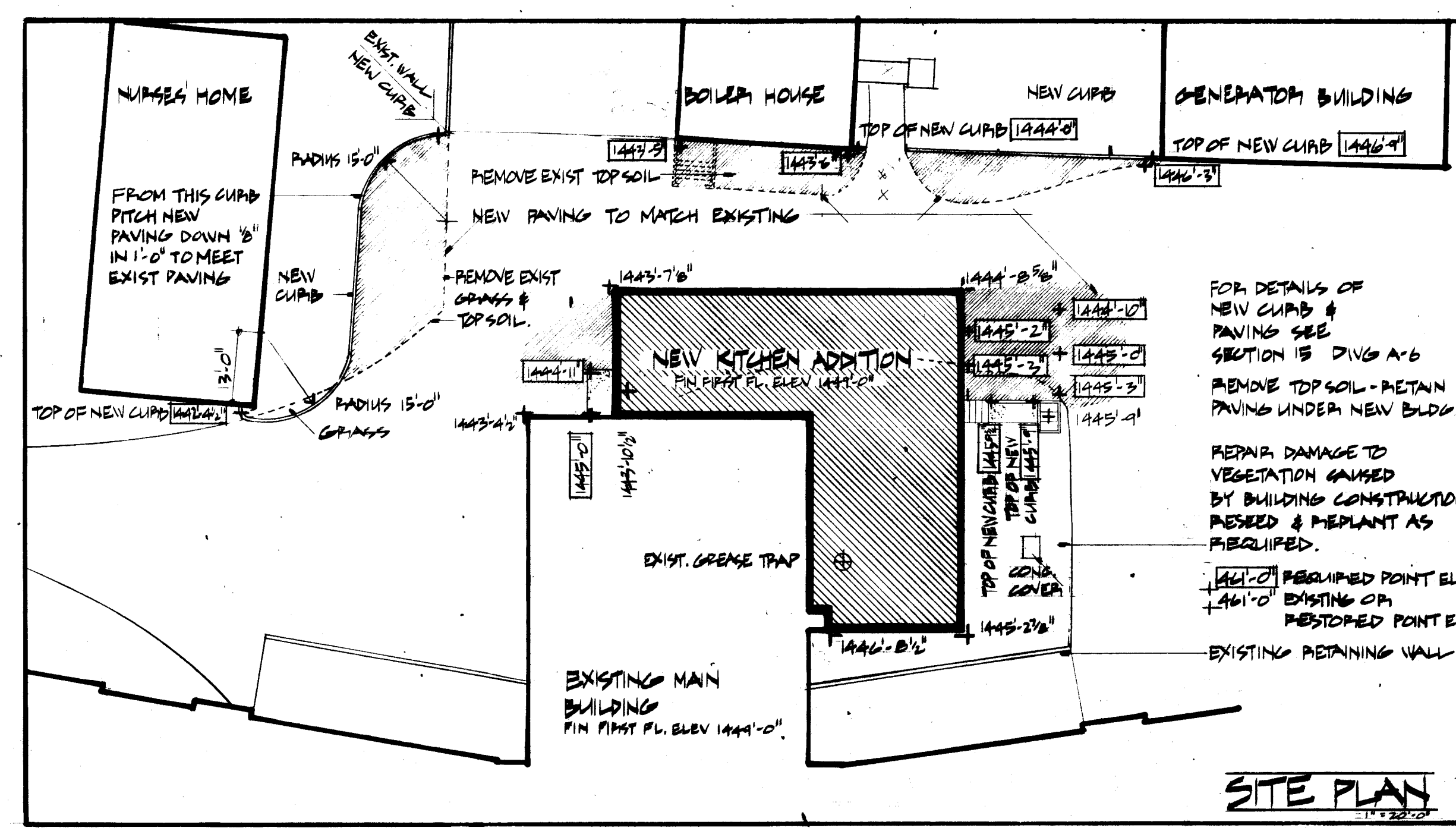
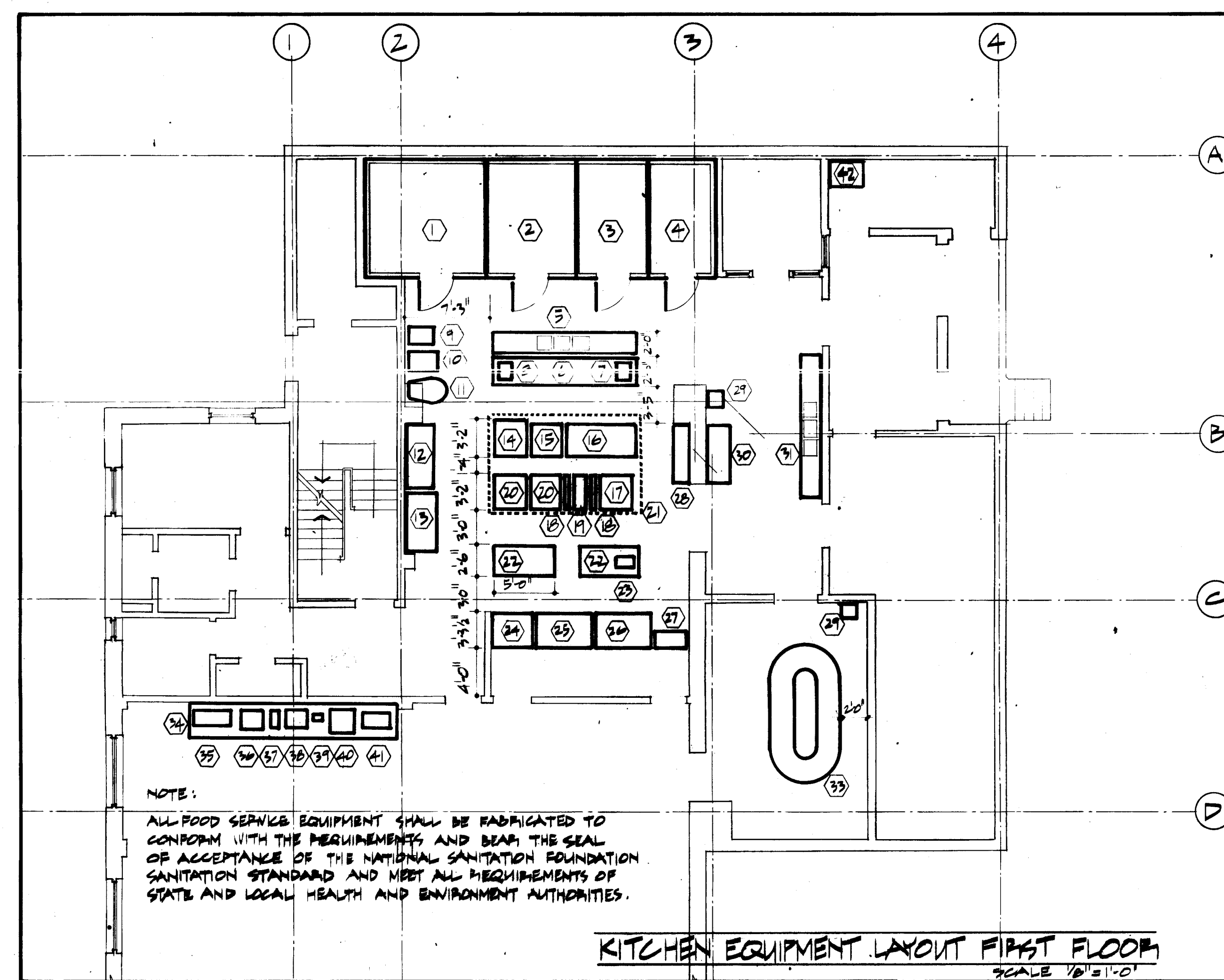
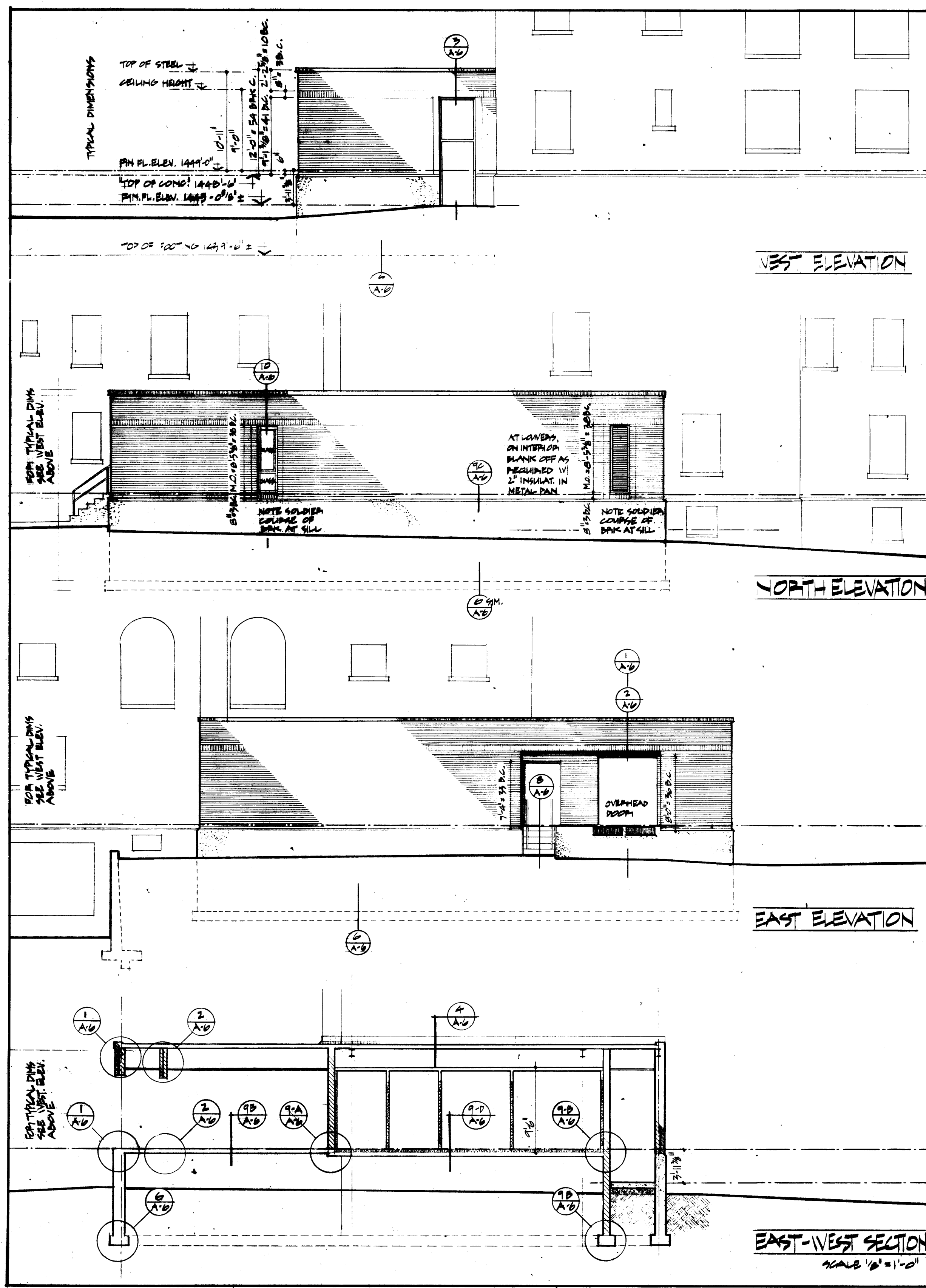
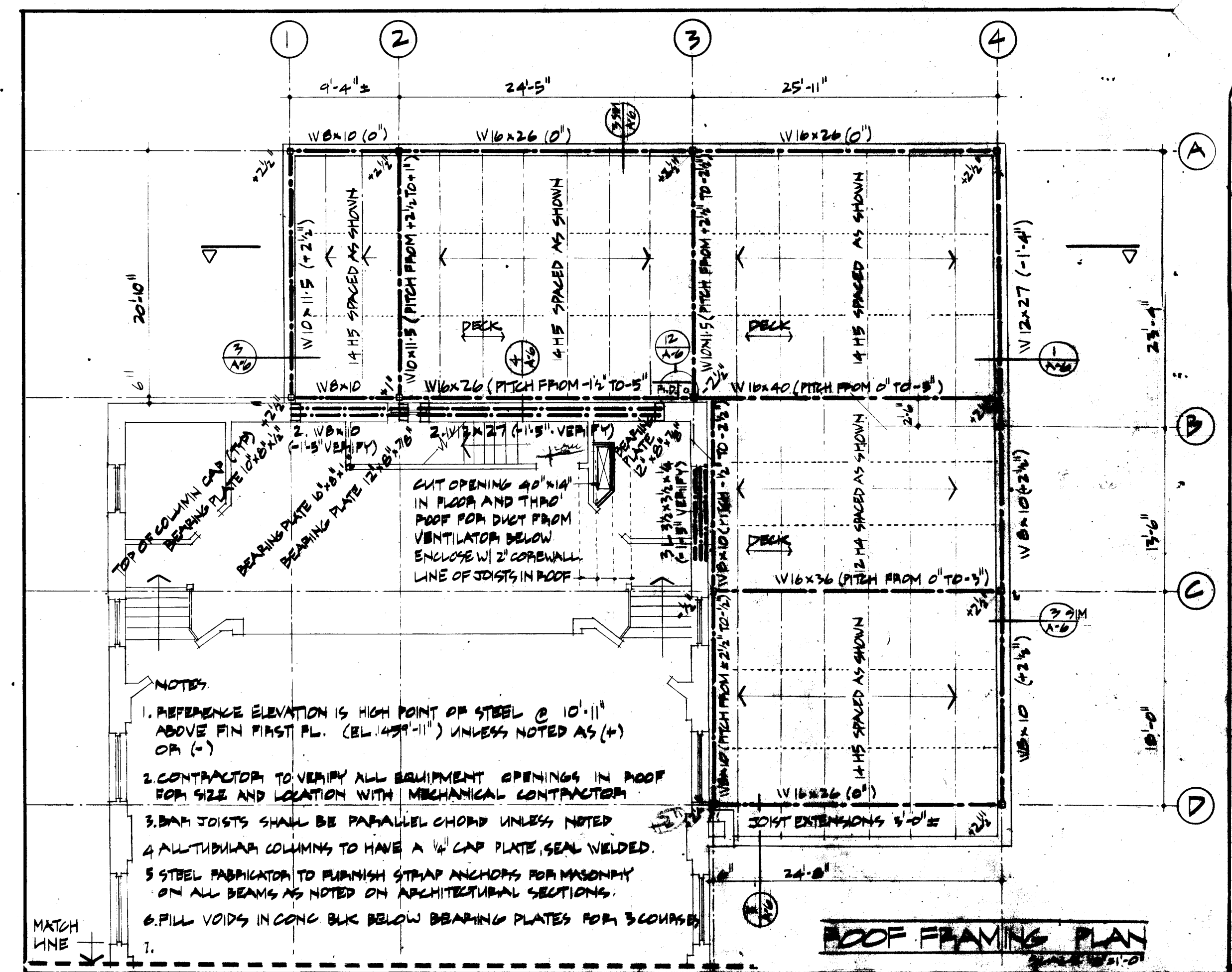
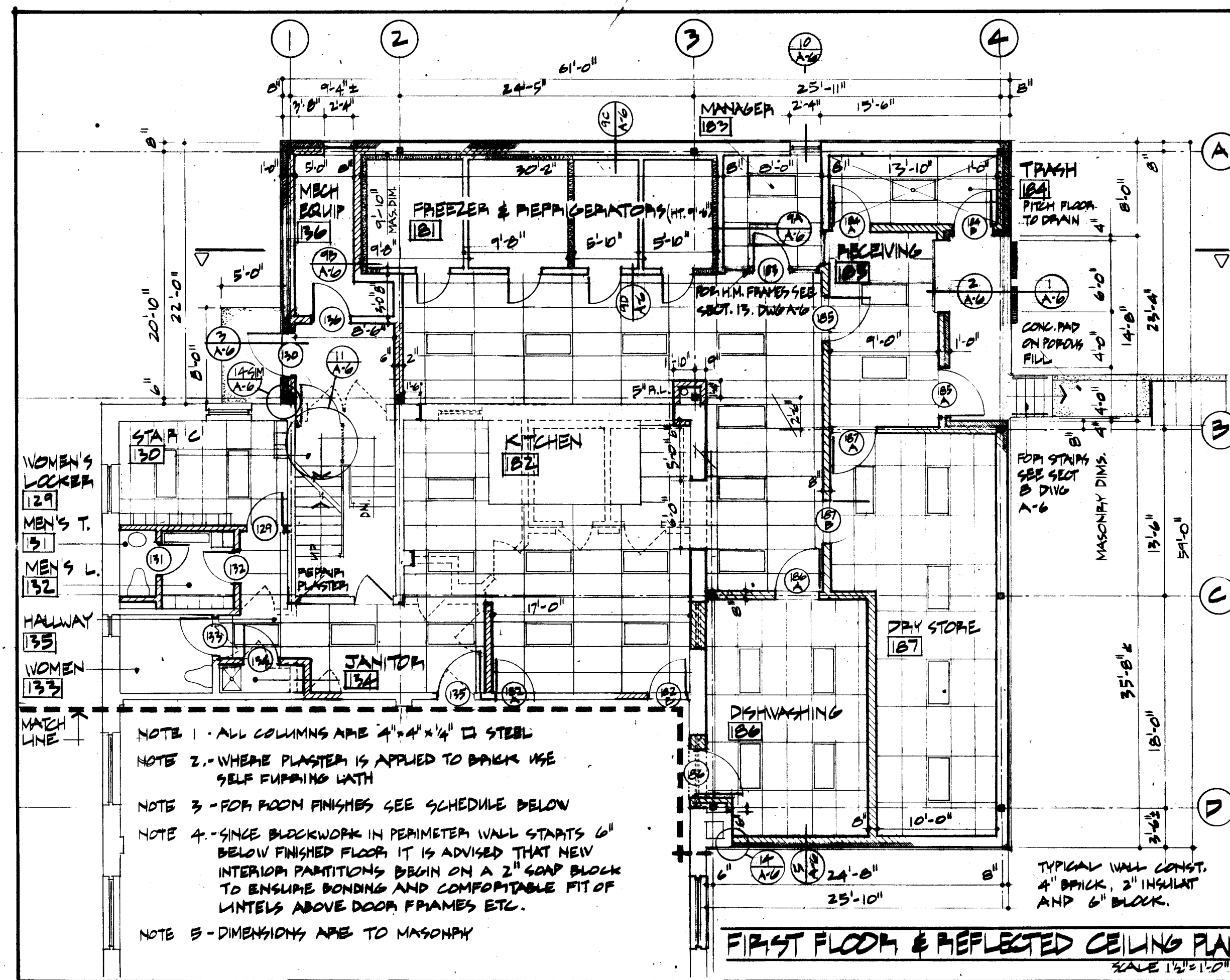
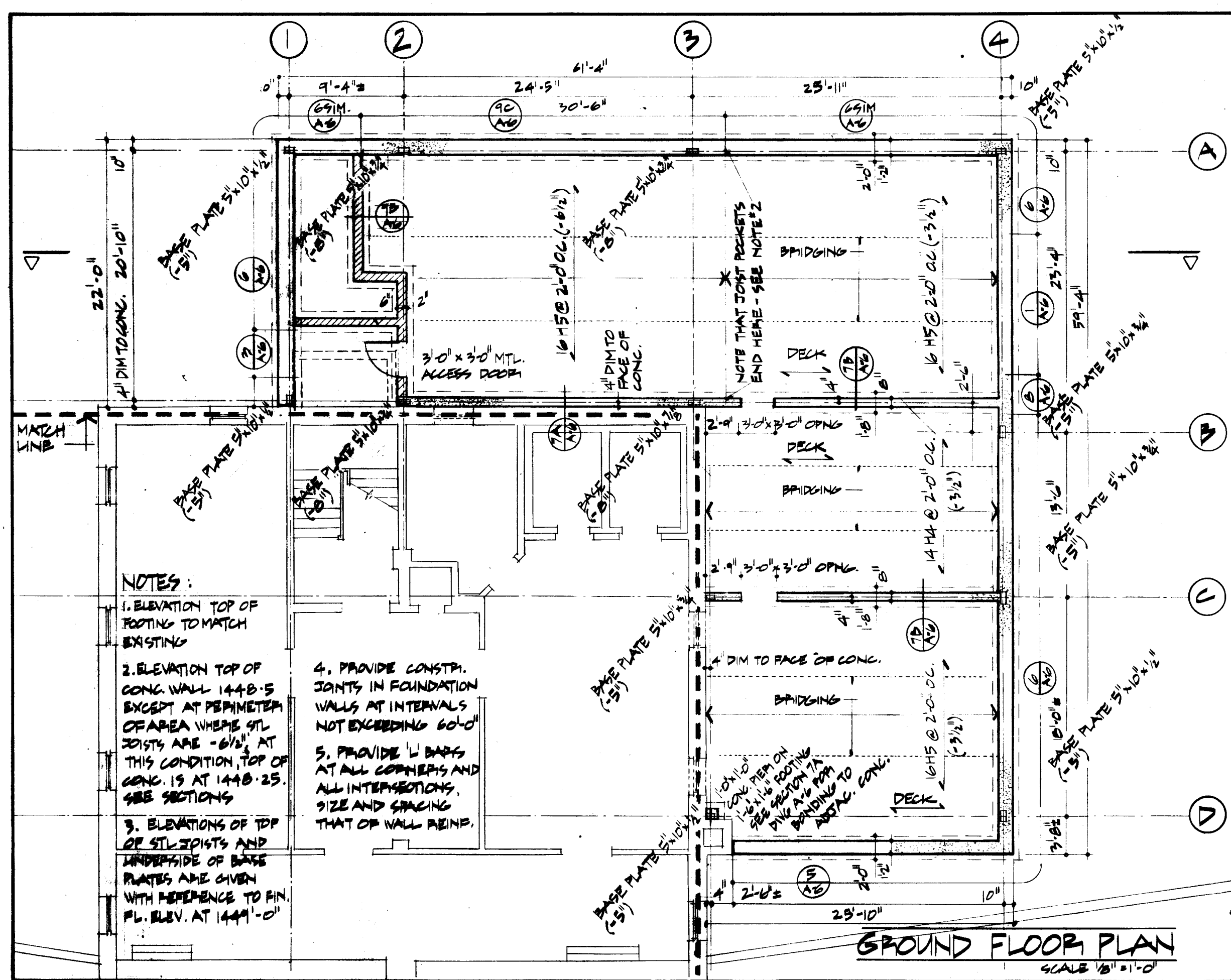
DETAIL "C" STAIR "F"
SCALE 1/2" = 1'-0"

GENERAL NOTE
1. PROVIDE MASONRY REINFORCEMENT IN EVERY 2ND COURSE OF BLOCK IN ALL CONCRETE BLOCK WALLS.

SCALE = 1/4" = 1'-0" UNLESS OTHERWISE NOTED

CRANDELL ASSOCIATES, ARCHITECTS
GLENS FALLS NEW YORK
ALTERATIONS TO SARATOGA COUNTY HOMESTEAD INFIRMARY
PROVIDENCE - SARATOGA - NEW YORK

DRAWN BY CHECKED BY
DATE REVISIONS
DRAWING TITLE
STAIR DETAILS
JOB NO.
73-20
DRAWING NO.



DOOR, FRAME AND HARDWARE SCHEDULE															NUMBER
NUMBER	DOOR	WIDTH	HEIGHT	THICK	TYPE	MAT	GLASS	GLASS	GLASS	GLASS	GLASS	GLASS	GLASS	GLASS	
12A	3'-0" x 7'-0"	3'-0"	7'-0"	1 1/2"	F	HM	HM	HM	HM	HM	HM	HM	HM	HM	12A
130	3'-0" x 7'-0"	3'-0"	7'-0"	1 1/2"	F	HM	HM	HM	HM	HM	HM	HM	HM	HM	130
131	3'-0" x 7'-0"	3'-0"	7'-0"	1 1/2"	F	HM	HM	HM	HM	HM	HM	HM	HM	HM	131
132	3'-0" x 7'-0"	3'-0"	7'-0"	1 1/2"	F	HM	HM	HM	HM	HM	HM	HM	HM	HM	132
133	3'-0" x 7'-0"	3'-0"	7'-0"	1 1/2"	F	HM	HM	HM	HM	HM	HM	HM	HM	HM	133
134	3'-0" x 7'-0"	3'-0"	7'-0"	1 1/2"	F	HM	HM	HM	HM	HM	HM	HM	HM	HM	134
135	3'-0" x 7'-0"	3'-0"	7'-0"	1 1/2"	F	HM	HM	HM	HM	HM	HM	HM	HM	HM	135
136	3'-0" x 7'-0"	3'-0"	7'-0"	1 1/2"	F	HM	HM	HM	HM	HM	HM	HM	HM	HM	136
137	3'-0" x 7'-0"	3'-0"	7'-0"	1 1/2"	F	HM	HM	HM	HM	HM	HM	HM	HM	HM	137
138	3'-0" x 7'-0"	3'-0"	7'-0"	1 1/2"	F	HM	HM	HM	HM	HM	HM	HM	HM	HM	138
139	3'-0" x 7'-0"	3'-0"	7'-0"	1 1/2"	F	HM	HM	HM	HM	HM	HM	HM	HM	HM	139
140	3'-0" x 7'-0"	3'-0"	7'-0"	1 1/2"	F	HM	HM	HM	HM	HM	HM	HM	HM	HM	140
141	3'-0" x 7'-0"	3'-0"	7'-0"	1 1/2"	F	HM	HM	HM	HM	HM	HM	HM	HM	HM	141
142	3'-0" x 7'-0"	3'-0"	7'-0"	1 1/2"	F	HM	HM	HM	HM	HM	HM	HM	HM	HM	142
143	3'-0" x 7'-0"	3'-0"	7'-0"	1 1/2"	F	HM	HM	HM	HM	HM	HM	HM	HM	HM	143
144	3'-0" x 7'-0"	3'-0"	7'-0"	1 1/2"	F	HM	HM	HM	HM	HM	HM	HM	HM	HM	144
145	3'-0" x 7'-0"	3'-0"	7'-0"	1 1/2"	F	HM	HM	HM	HM	HM	HM	HM	HM	HM	145
146	3'-0" x 7'-0"	3'-0"	7'-0"	1 1/2"	F	HM	HM	HM	HM	HM	HM	HM	HM	HM	146
147	3'-0" x 7'-0"	3'-0"	7'-0"	1 1/2"	F	HM	HM	HM	HM	HM	HM	HM	HM	HM	147
148	3'-0" x 7'-0"	3'-0"	7'-0"	1 1/2"	F	HM	HM	HM	HM	HM	HM	HM	HM	HM	148
149	3'-0" x 7'-0"	3'-0"	7'-0"	1 1/2"	F	HM	HM	HM	HM	HM	HM	HM	HM	HM	149
150	3'-0" x 7'-0"	3'-0"	7'-0"	1 1/2"	F	HM	HM	HM	HM	HM	HM	HM	HM	HM	150
151	3'-0" x 7'-0"	3'-0"	7'-0"	1 1/2"	F	HM	HM	HM	HM	HM	HM	HM	HM	HM	151
152	3'-0" x 7'-0"	3'-0"	7'-0"	1 1/2"	F	HM	HM	HM	HM	HM	HM	HM	HM	HM	152
153	3'-0" x 7'-0"	3'-0"	7'-0"	1 1/2"	F	HM	HM	HM	HM	HM	HM	HM	HM	HM	153
154	3'-0" x 7'-0"	3'-0"	7'-0"	1 1/2"	F	HM	HM	HM	HM	HM	HM	HM	HM	HM	154
155	3'-0" x 7'-0"	3'-0"	7'-0"	1 1/2"	F	HM	HM	HM	HM	HM	HM	HM	HM	HM	155
156	3'-0" x 7'-0"	3'-0"	7'-0"	1 1/2"	F	HM	HM	HM	HM	HM	HM	HM	HM	HM	156
157	3'-0" x 7'-0"	3'-0"	7'-0"	1 1/2"	F	HM	HM	HM	HM	HM	HM	HM	HM	HM	157
158	3'-0" x 7'-0"	3'-0"	7'-0"	1 1/2"	F	HM	HM	HM	HM	HM	HM	HM	HM	HM	158
159	3'-0" x 7'-0"	3'-0"	7'-0"	1 1/2"	F	HM	HM	HM	HM	HM	HM	HM	HM	HM	159
160	3'-0" x 7'-0"	3'-0"	7'-0"	1 1/2"	F	HM	HM	HM	HM	HM	HM	HM	HM	HM	160
161	3'-0" x 7'-0"	3'-0"	7'-0"	1 1/2"	F	HM	HM	HM	HM	HM	HM	HM	HM	HM	161
162	3'-0" x 7'-0"	3'-0"	7'-0"	1 1/2"	F	HM	HM	HM	HM	HM	HM	HM	HM	HM	162
163	3'-0" x 7'-0"	3'-0"	7'-0"	1 1/2"	F	HM	HM	HM	HM	HM	HM	HM	HM	HM	163
164	3'-0" x 7'-0"	3'-0"	7'-0"	1 1/2"	F	HM	HM	HM	HM	HM	HM	HM	HM	HM	164
165	3'-0" x 7'-0"	3'-0"	7'-0"	1 1/2"	F	HM	HM	HM	HM	HM	HM	HM	HM	HM	165
166	3'-0" x 7'-0"	3'-0"	7'-0"	1 1/2"	F	HM	HM	HM	HM	HM	HM	HM	HM	HM	166
167	3'-0" x 7'-0"	3'-0"	7'-0"	1 1/2"	F	HM	HM	HM	HM	HM	HM	HM	HM	HM	167
168	3'-0" x 7'-0"	3'-0"	7'-0"	1 1/2"	F	HM	HM	HM	HM	HM	HM	HM	HM	HM	168
169	3'-0" x 7'-0"	3'-0"	7'-0"	1 1/2"	F	HM	HM	HM	HM	HM	HM	HM	HM	HM	169
170	3'-0" x 7'-0"	3'-0"	7'-0"	1 1/2"	F	HM	HM	HM	HM	HM	HM	HM	HM	HM	170
171	3'-0" x 7'-0"	3'-0"	7'-0"	1 1/2"	F	HM	HM	HM	HM	HM	HM	HM	HM	HM	171
172	3'-0" x 7'-0"	3'-0"	7'-0"	1 1/2"	F	HM	HM	HM	HM	HM	HM	HM	HM	HM	172
173	3'-0" x 7'-0"	3'-0"	7'-0"	1 1/2"	F	HM	HM	HM	HM	HM	HM	HM	HM	HM	173
174	3'-0" x 7'-0"	3'-0"	7'-0"	1 1/2"	F	HM	HM	HM	HM	HM	HM	HM	HM	HM	174
175	3'-0" x 7'-0"	3'-0"	7'-0"	1 1/2"	F	HM	HM	HM	HM	HM	HM	HM	HM	HM	175
176	3'-0" x 7'-0"	3'-0"	7'-0"	1 1/2"	F	HM	HM	HM	HM	HM	HM	HM	HM	HM	176
177	3'-0" x 7'-0"	3'-0"	7'-0"	1 1/2"	F	HM	HM	HM	HM	HM	HM	HM	HM	HM	177
178	3'-0" x 7'-0"	3'-0"	7'-0"	1 1/2"	F	HM	HM	HM	HM	HM	HM	HM	HM	HM	178
179	3'-0" x 7'-0"	3'-0"	7'-0"	1 1/2"	F	HM	HM	HM	HM	HM	HM	HM	HM	HM	179
180	3'-0" x 7'-0"	3'-0"	7'-0"	1 1/2"	F	HM	HM	HM	HM	HM	HM	HM	HM	HM	180
181	3'-0" x 7'-0"	3'-0"	7'-0"	1 1/2"	F	HM	HM	HM	HM	HM	HM	HM	HM	HM	181
182	3'-0" x 7'-0"	3'-0"	7'-0"	1 1/2"	F	HM	HM	HM	HM	HM	HM	HM	HM	HM	182
183	3'-0" x 7'-0"	3'-0"	7'-0"	1 1/2"	F	HM	HM	HM	HM	HM	HM	HM	HM	HM	183
184	3'-0" x 7'-0"	3'-0"	7'-0"	1 1/2"	F	HM	HM	HM	HM	HM	HM	HM	HM	HM	184
185	3'-0" x 7'-0"	3'-0"	7'-0"	1 1/2"	F	HM	HM	HM	HM	HM	HM	HM	HM	HM	185
186	3'-0" x 7'-0"	3'-0"	7'-0"	1 1/2"	F	HM	HM	HM	HM	HM	HM	HM	HM	HM	186
187	3'-0" x 7'-0"	3'-0"	7'-0"	1 1/2"	F	HM	HM	HM	HM	HM	HM	HM	HM	HM	187
188	3'-0" x 7'-0"	3'-0"	7'-0"	1 1/2"	F	HM	HM	HM	HM	HM	HM	HM	HM	HM	188
189	3'-0" x 7'-0"	3'-0"	7'-0"	1 1/2"	F	HM	HM	HM	HM	HM	HM	HM	HM	HM	189
190	3'-0" x 7'-0"	3'-0"	7'-0"	1 1/2"	F	HM	HM	HM	HM	HM	HM	HM	HM	HM	190
191	3'-0" x 7'-0"	3'-0"	7'-0"	1 1/2"	F	HM	HM	HM	HM	HM	HM	HM	HM	HM	191
192	3'-0" x 7'-0"	3'-0"	7'-0"	1 1/2"	F	HM	HM	HM	HM	HM	HM	HM	HM	HM	192
193	3'-0" x 7'-0"	3'-0"	7'-0"	1 1/2"	F	HM	HM	HM	HM	HM	HM	HM	HM	HM	193
194	3'-0" x 7'-0"	3'-0"	7'-0"	1 1/2"	F	HM	HM	HM	HM	HM	HM	HM	HM	HM	194
195	3'-0" x 7'-0"	3'-0"	7'-0"	1 1/2"	F	HM	HM	HM	HM	HM	HM	HM	HM	HM	195
196	3'-0" x 7'-0"	3'-0"	7'-0"	1 1/2"	F	HM	HM	HM	HM	HM	HM	HM	HM	HM	196
197	3'-0" x 7'-0"	3'-0"	7'-0"	1 1/2"	F	HM	HM	HM	HM	HM	HM	HM	HM	HM	197
198	3'-0" x 7'-0"	3'-0"	7'-0"	1 1/2"	F	HM	HM	HM	HM	HM	HM	HM	HM	HM	198
199	3'-0" x 7'-0"	3'-0"	7'-0"	1 1/2"	F	HM	HM	HM	HM	HM	HM	HM	HM	HM	199
200	3'-0" x 7'-0"	3'-0"	7'-0"	1 1/2"	F	HM	HM	HM	HM	HM	HM	HM	HM	HM	200

KITCHEN ADDITION: PLANS & ELEVATIONS

CRANDELL ASSOCIATES ARCHITECTS
GLENS FALLS NEW YORK


REVISIONS

DATE **NO.** **REVISIONS**

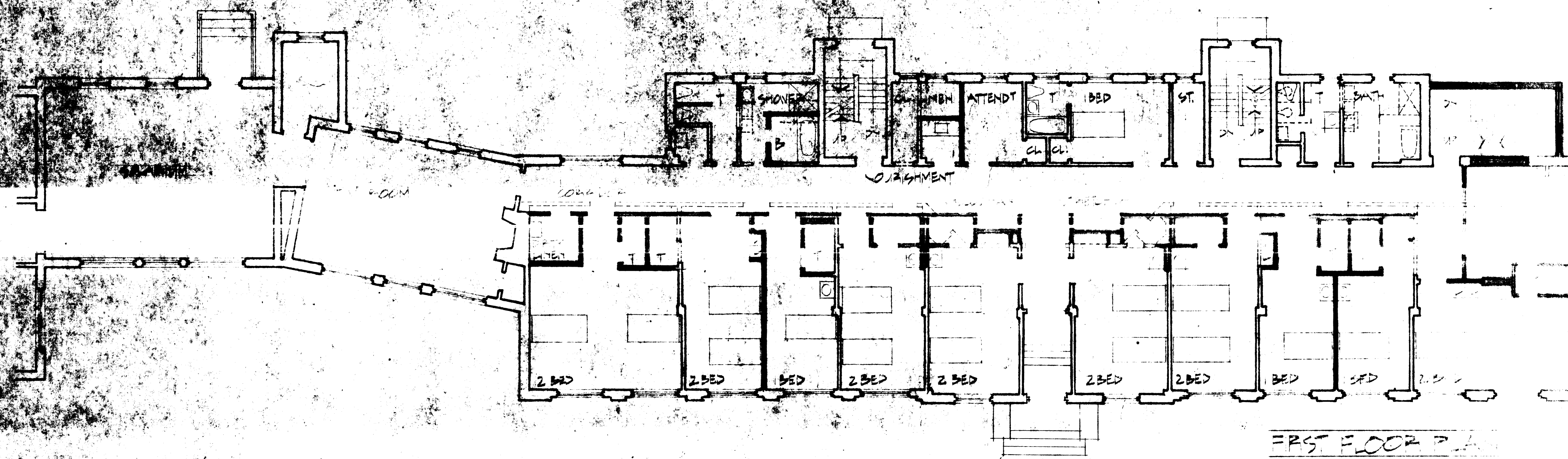
DRAWN BY **CHECKED BY** **DATE**

DRAWING TITLE **JOB NO.**

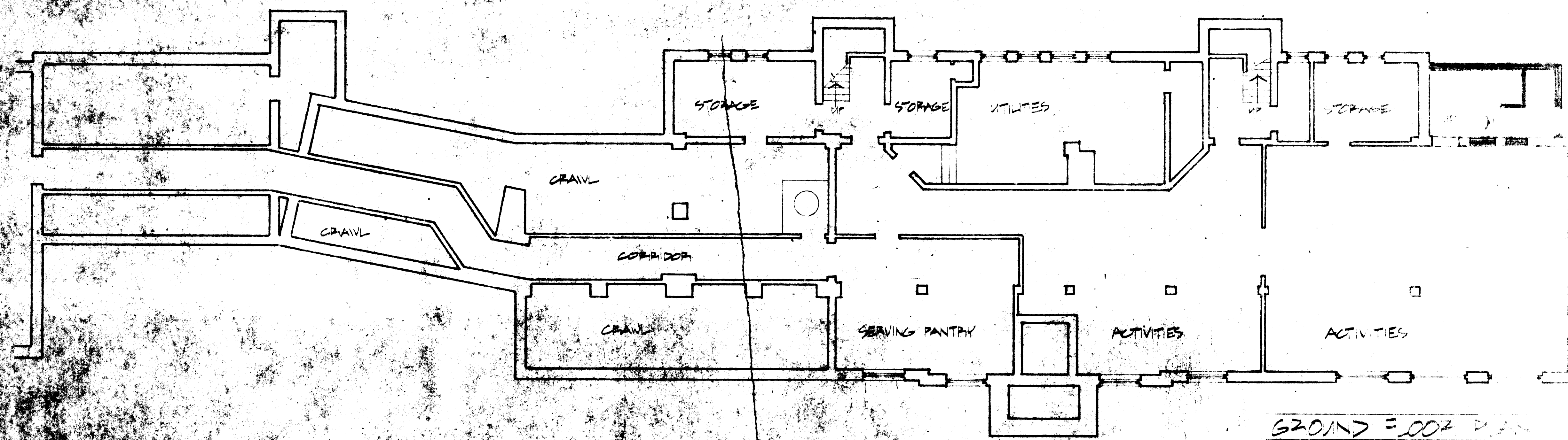
7-20 **A-5**



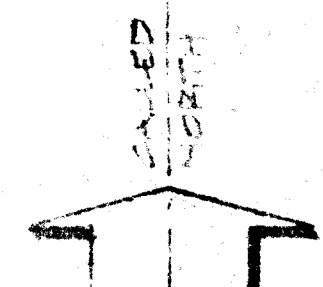
SECOND FLOOR PLAN
SCALE 1/8" = 1'-0"

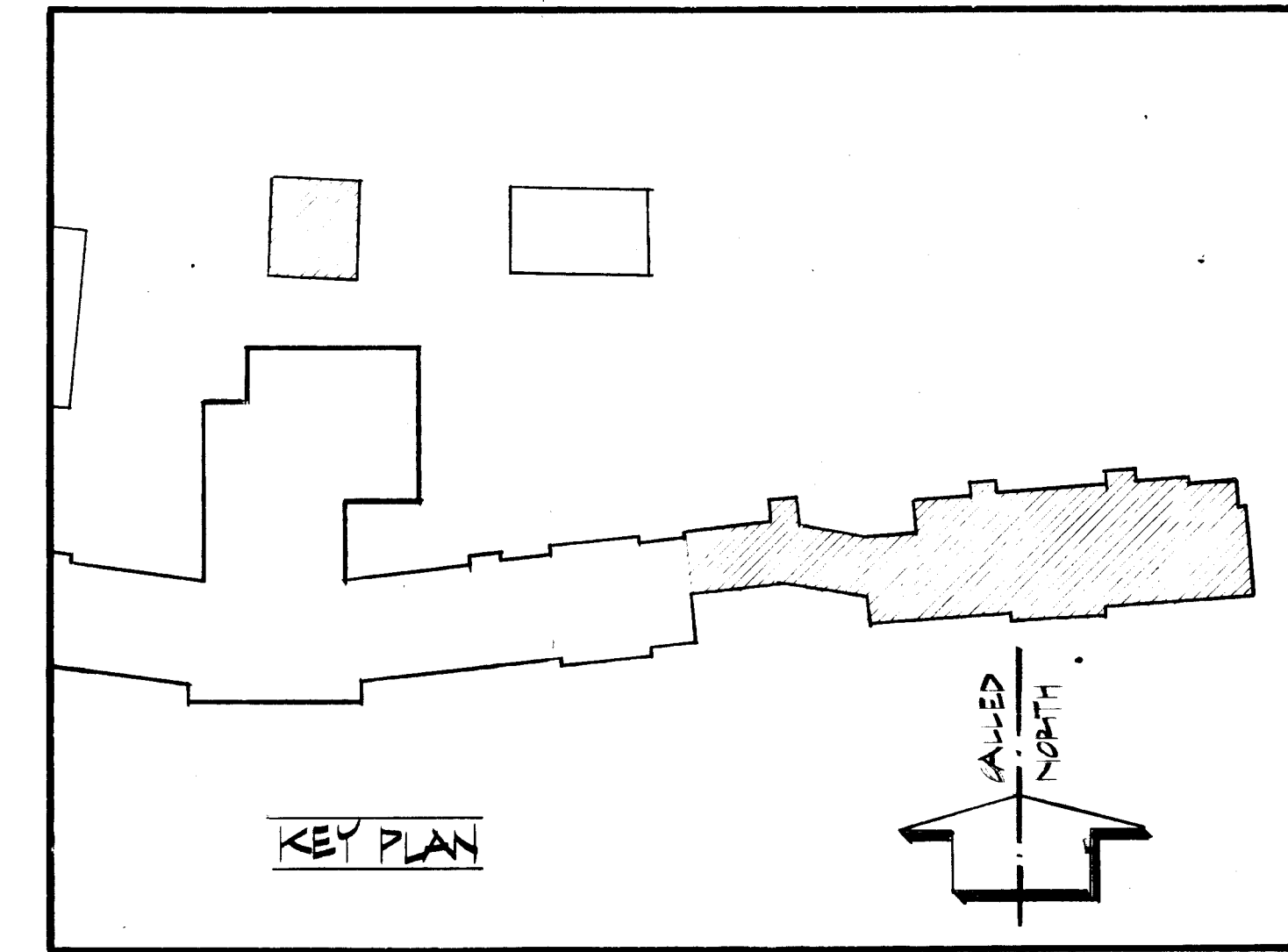
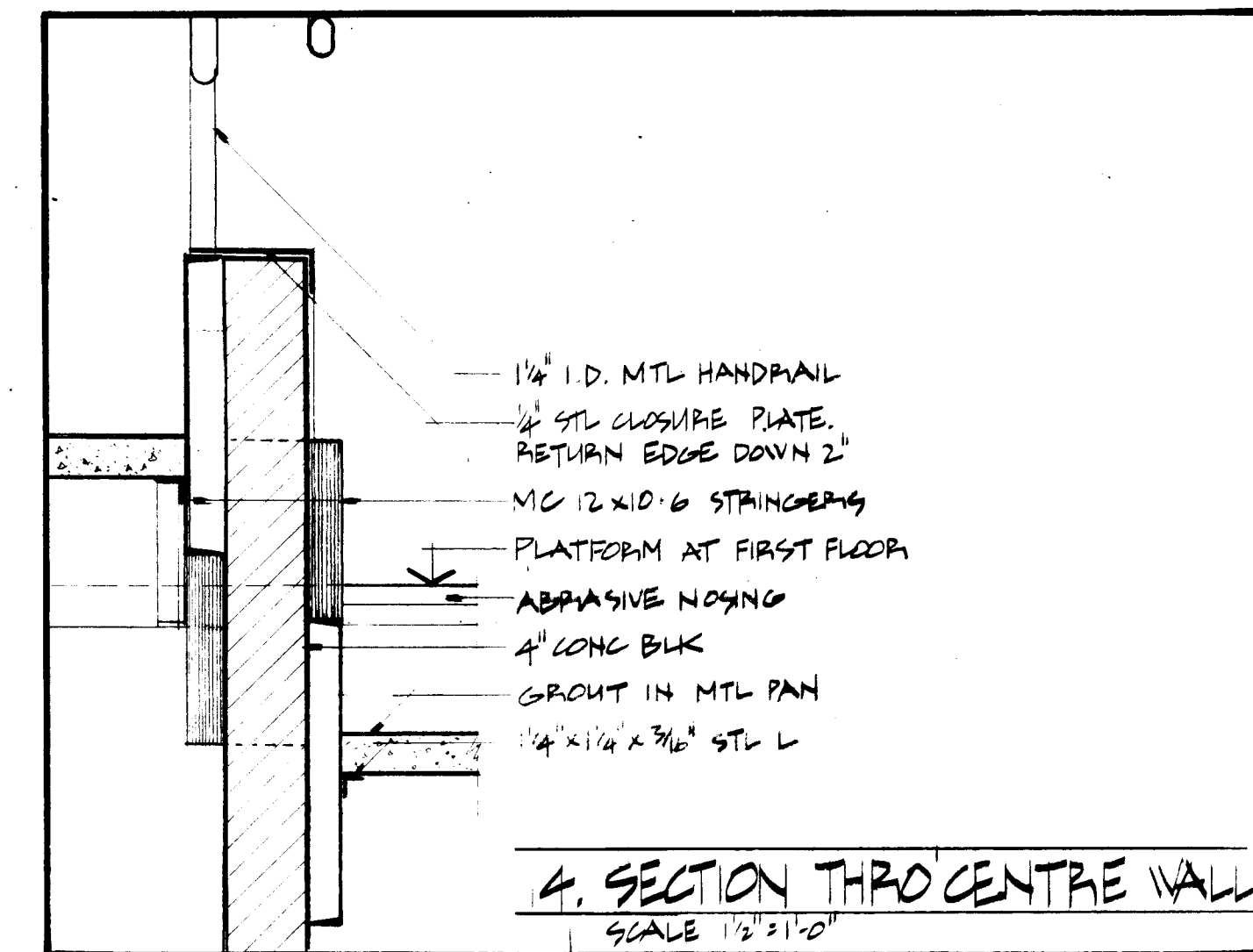
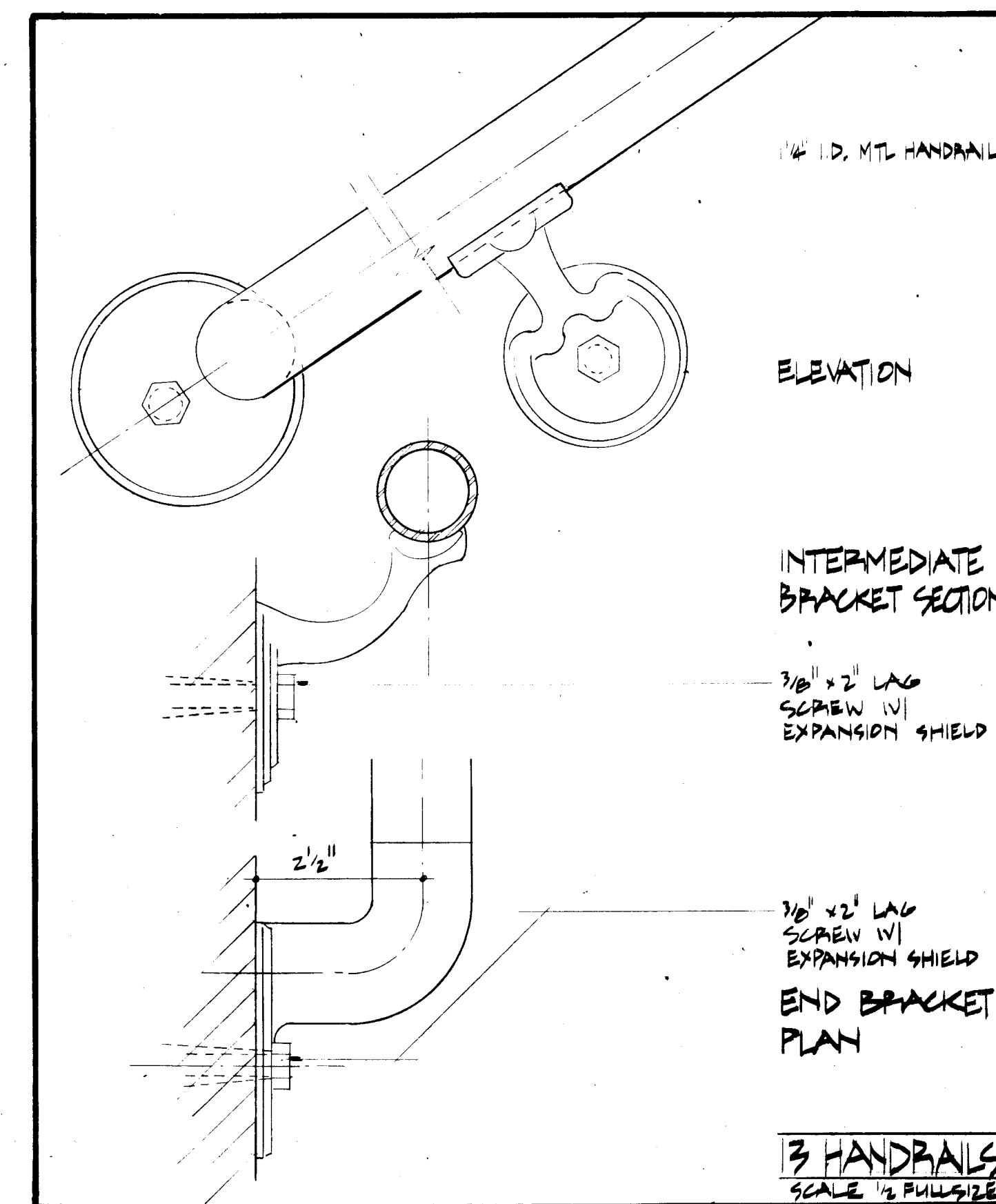
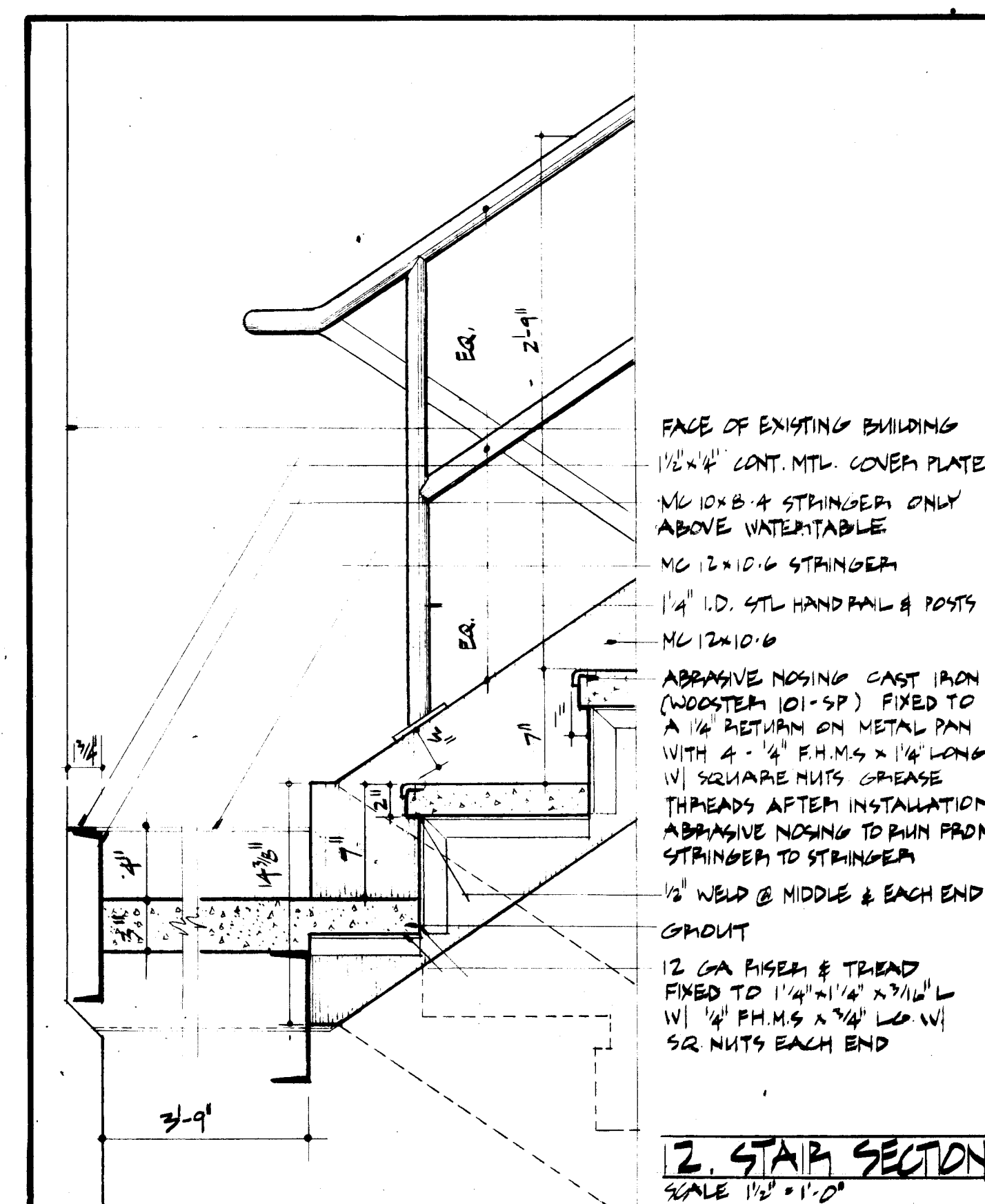
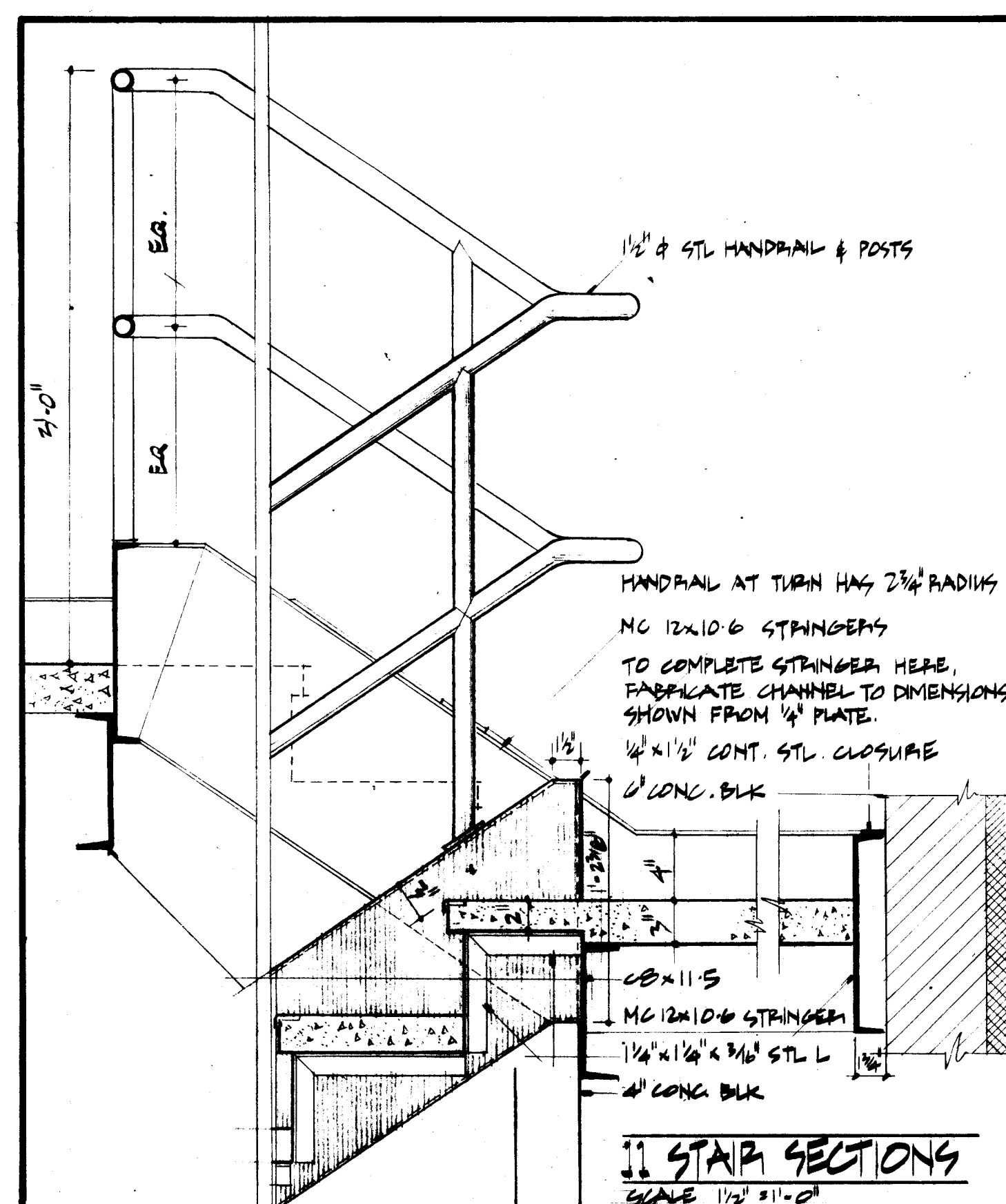
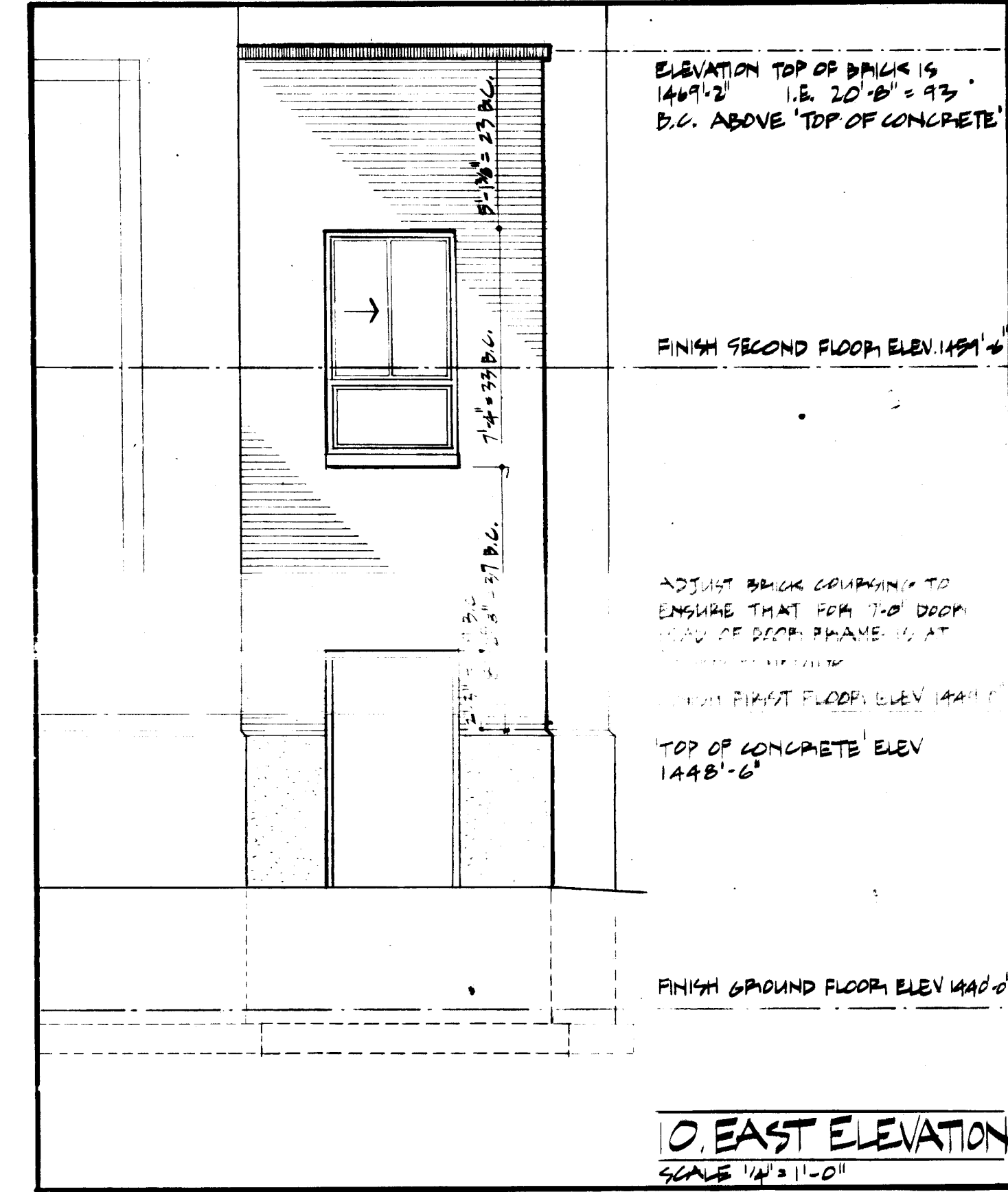
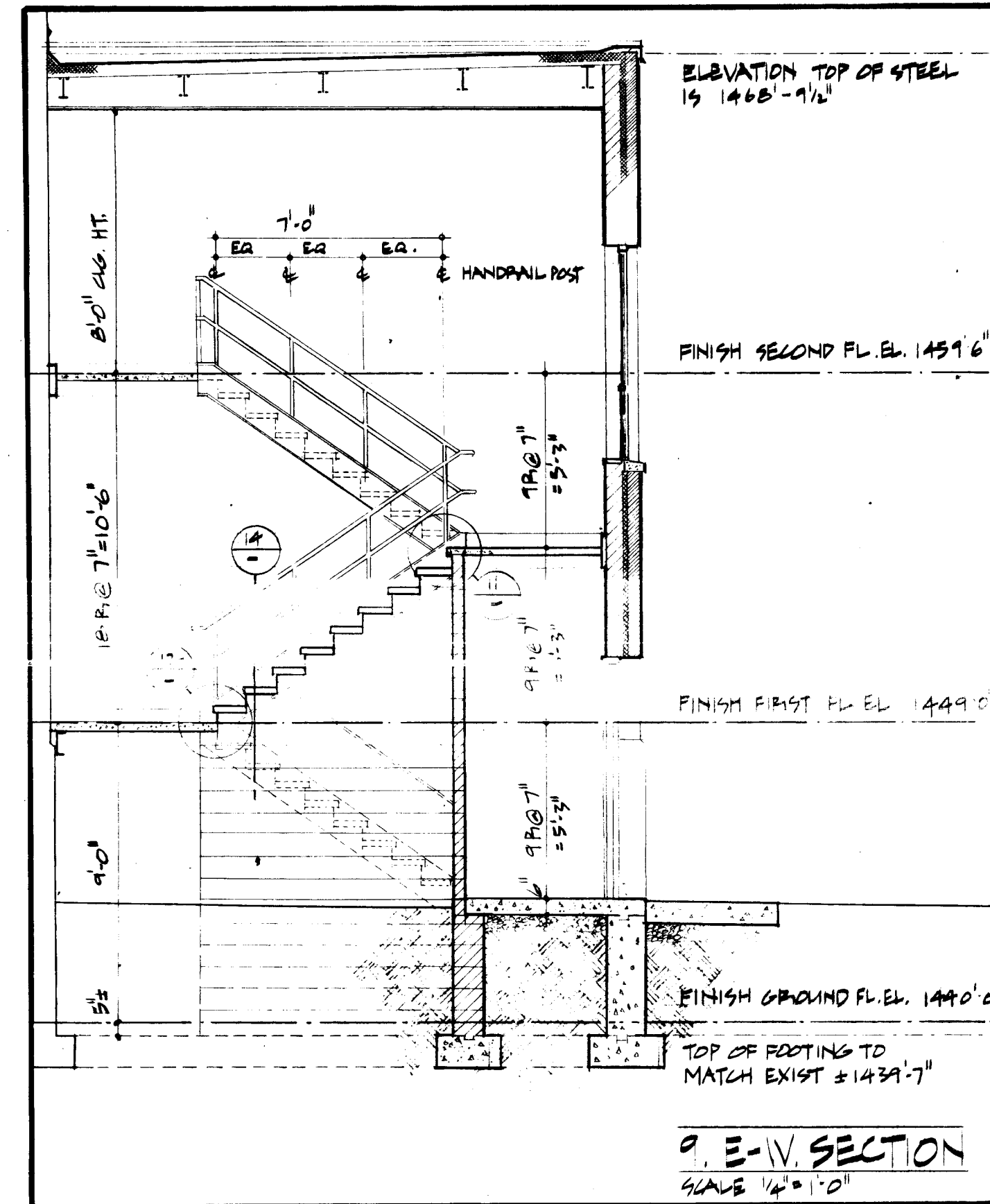
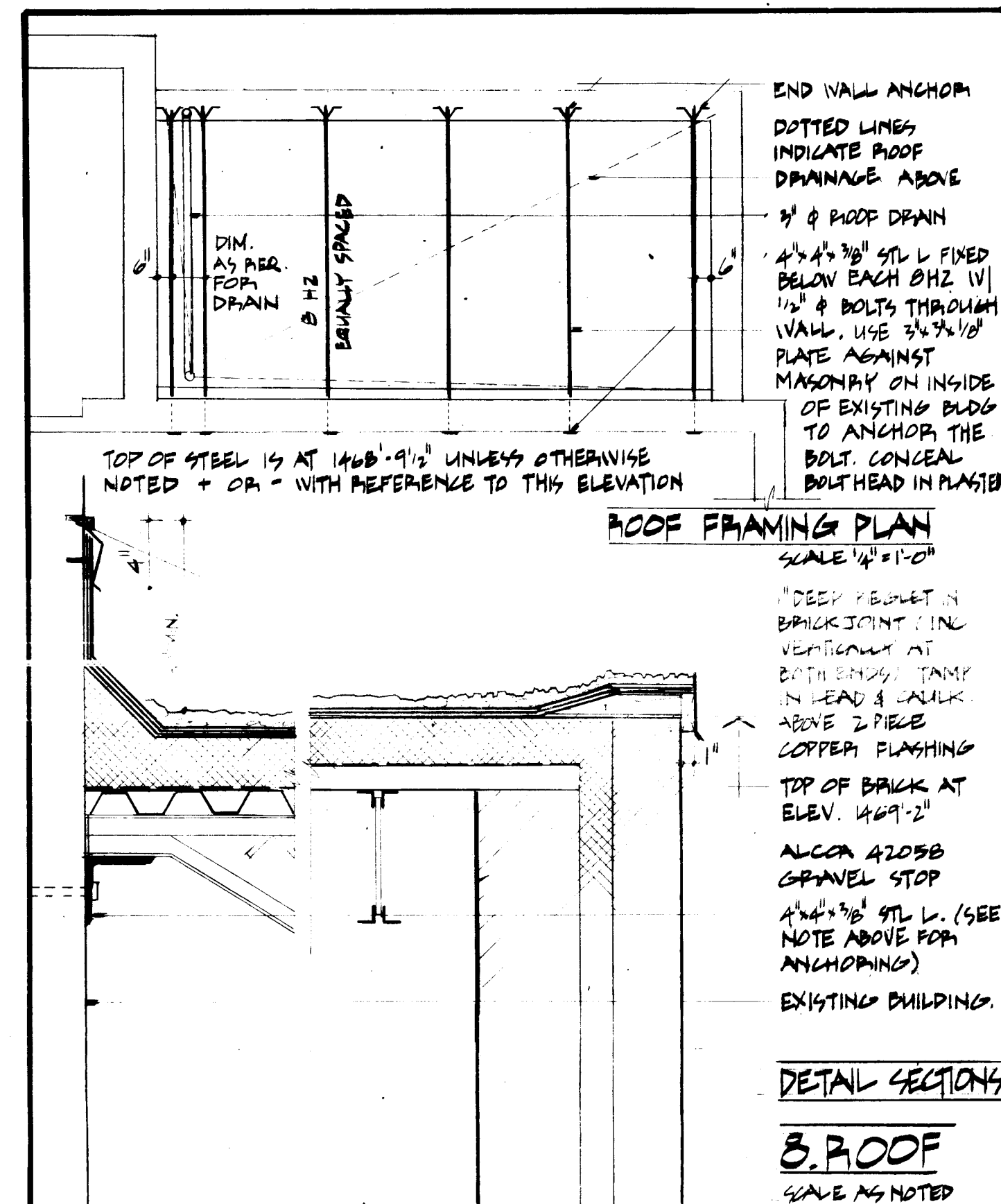
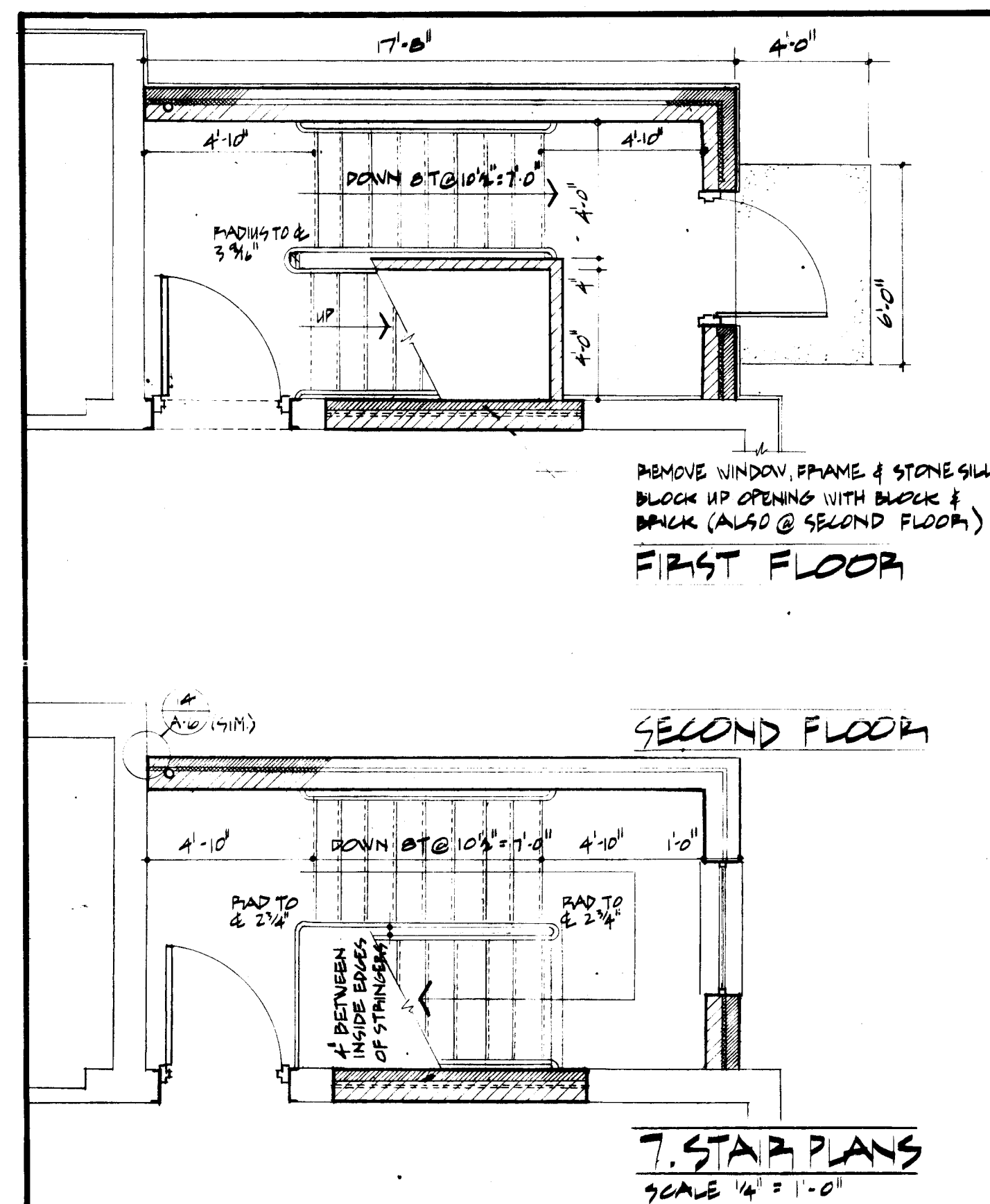
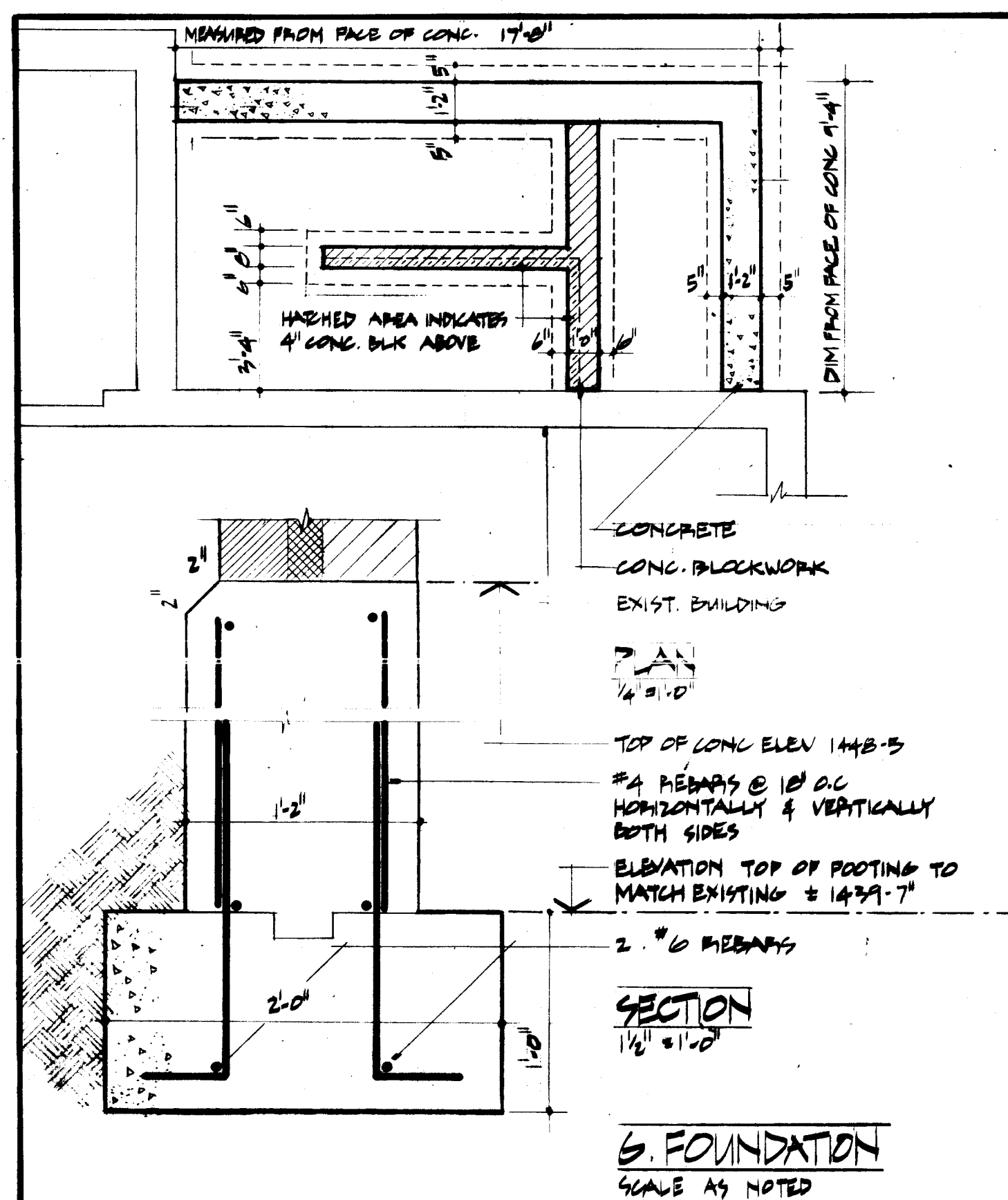
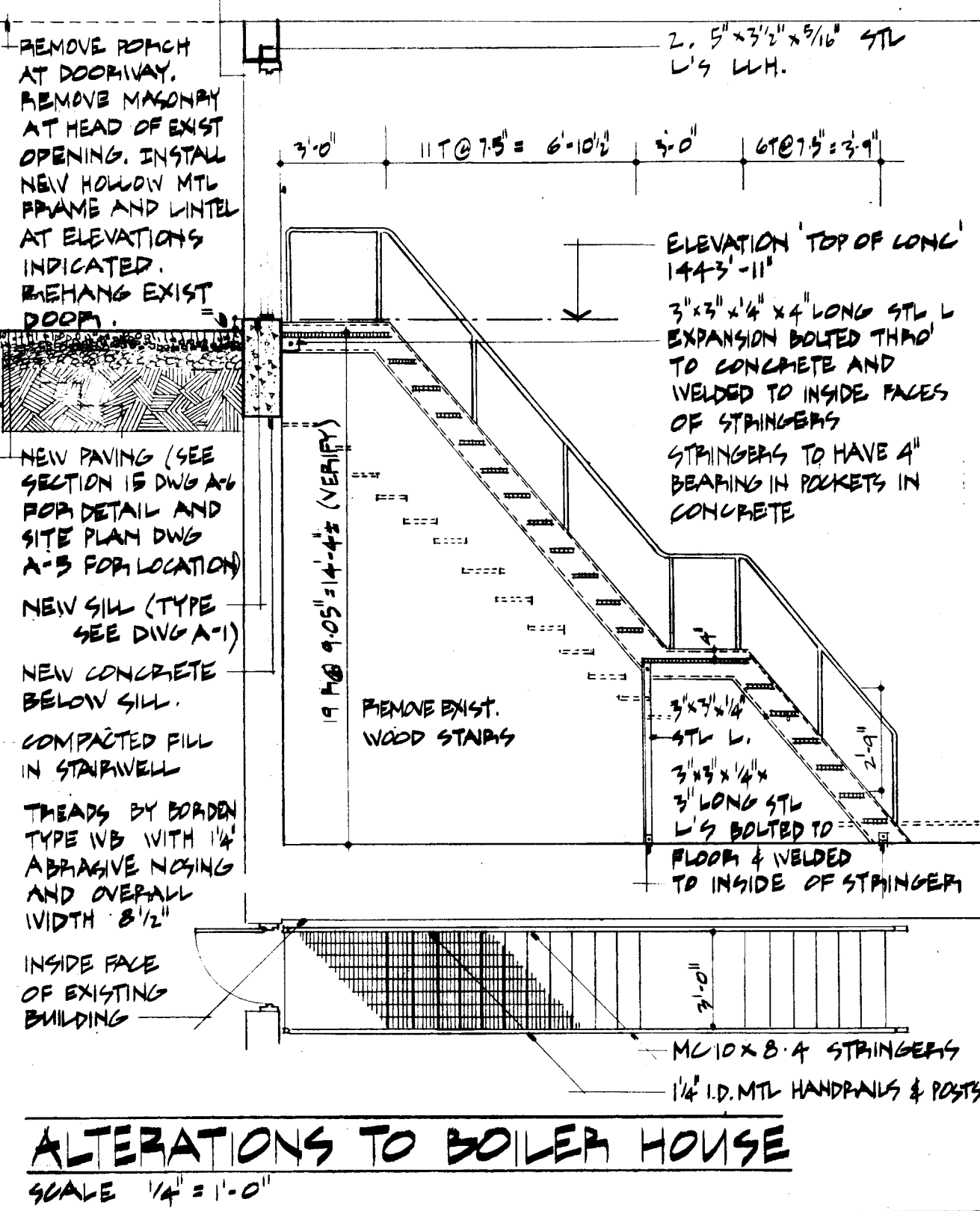


FIRST FLOOR PLAN
SCALE 1/8" = 1'-0"



GROUND FLOOR PLAN
SCALE 1/8" = 1'-0"





NO.	DATE	REVISIONS	CRANDELL ASSOCIATES ARCHITECTS GLENS FALLS NEW YORK	ALTERATIONS TO SARATOGA COUNTY HOMESTEAD INFIRMARY PROVIDENCE NEW YORK		
				DRAWN BY	CHECKED BY	DATE
				DRAWING TITLE		JOB NO. 73-20
						DRAWING NO.