



Stantec Consulting Services Inc.
8770 Guion Road, Suite B
Indianapolis IN 46268
Tel: (317) 876-8375
Fax: (317) 876-8382

March 3, 2015

Mr. Paul Atkociunas, OSC
U.S. Environmental Protection Agency, Region 5
Emergency Response Branch, Response Section # 4
77 West Jackson Blvd. (SE-5J)
Chicago, Illinois 60604

RE: Monthly Little Eagle Creek Surface Water Sampling Report
January 2015 Sampling Event
BP Products North America Incorporated
Site # 215 - Indianapolis Terminal
2500 North Tibbs Avenue
Indianapolis, Marion County, Indiana 46222
Stantec Project No.: 182612296

Dear Mr. Atkociunas:

Stantec Consulting Services Inc. (Stantec) has prepared this Monthly Little Eagle Creek Surface Water Sampling Report on behalf of BP Products North America Inc. (BP) for the BP Indianapolis Terminal Site #215, located at 2500 North Tibbs Avenue, Indianapolis, Marion County, Indiana (herein referred to as the BP Indy Terminal, the Site, or the Facility). BP has entered into an Administrative Order by Consent under Section 311 of the Clean Water Act 33 U.S.C Section 1321 Docket Number V-W-11.C-984 effective November 14, 2011 (referenced herein as the Order). Specifically, this document is part of the Work to Be Performed in accordance with Paragraph V.31.b.ii and V.31.c of the Order.

List of Figures, Tables, and Attachments

Figure 1	Surface Water Sampling Results – January 21, 2015
Table 1	Surface Water Analytical Results – January 21, 2015
Table 2	Cumulative Surface Water Analytical Results
Attachment A	Photographs- January 21, 2015
Attachment B	Laboratory Analytical Report – February 3, 2015
Attachment C	Stantec Analytical Validation Checklist

Monthly Surface Water Sampling

The January 2015 Little Eagle Creek sampling event was limited to sampling two out of the nine locations due to frozen conditions. The two furthest downstream samples were collected but the remaining sample locations were inaccessible (refer to photographs in Attachment A). The samples were collected in accordance with the Quality Assurance Project Plan (QAPP) dated



March 3, 2015
Mr. Paul Atkociunas, OSC
U.S. Environmental Protection Agency, Region 5
Page 2 of 2

Reference: Monthly Little Eagle Creek Surface Water Sampling Report

January 23, 2012 (including Addendums from April 12, 2012 and March 11, 2014), placed in coolers with ice, and transported under chain-of-custody procedures by the sampling technician to Pace Analytical Services, Inc. (Pace) of Indianapolis, Indiana. Pace subsequently analyzed the samples for benzene, toluene, ethylbenzene, and total xylenes (BTEX) and targeted polycyclic aromatic hydrocarbons (PAHs) using United States Environmental Protection Agency (U.S. EPA) Methods 524.2 and 8270 SIM LVE, respectively. A summary of the analytical results from surface water samples collected at these locations is presented in Table 1. Cumulative surface water analytical results are presented in Table 2. The January 21, 2015 BTEX and targeted PAH sampling results are illustrated on Figure 1. The surface water analytical report is included as Attachment B and the Stantec Analytical Validation Checklist is included as Attachment C.


Laboratory analysis of the surface water samples collected during the January sampling event showed that all BTEX and all 16 targeted PAH constituents were below laboratory detection limits. The non-detect results were also observed in locations that historically exhibited detectable benzene concentrations.

The January 21, 2015, surface water sampling event was conducted while the pump and treat system was operational.


If you have any questions or require additional information please contact Bruno Mancini of BP at (216) 416-1225, or John McInnes of Stantec at (317) 876-8375, extension 226.

Regards,
Stantec Consulting Services, Inc.


Prepared by:


Kyle Amberger, LPG
Project Geologist

Reviewed by:


James M. Kerr, Jr., LPG
U.S. ES Quality Lead

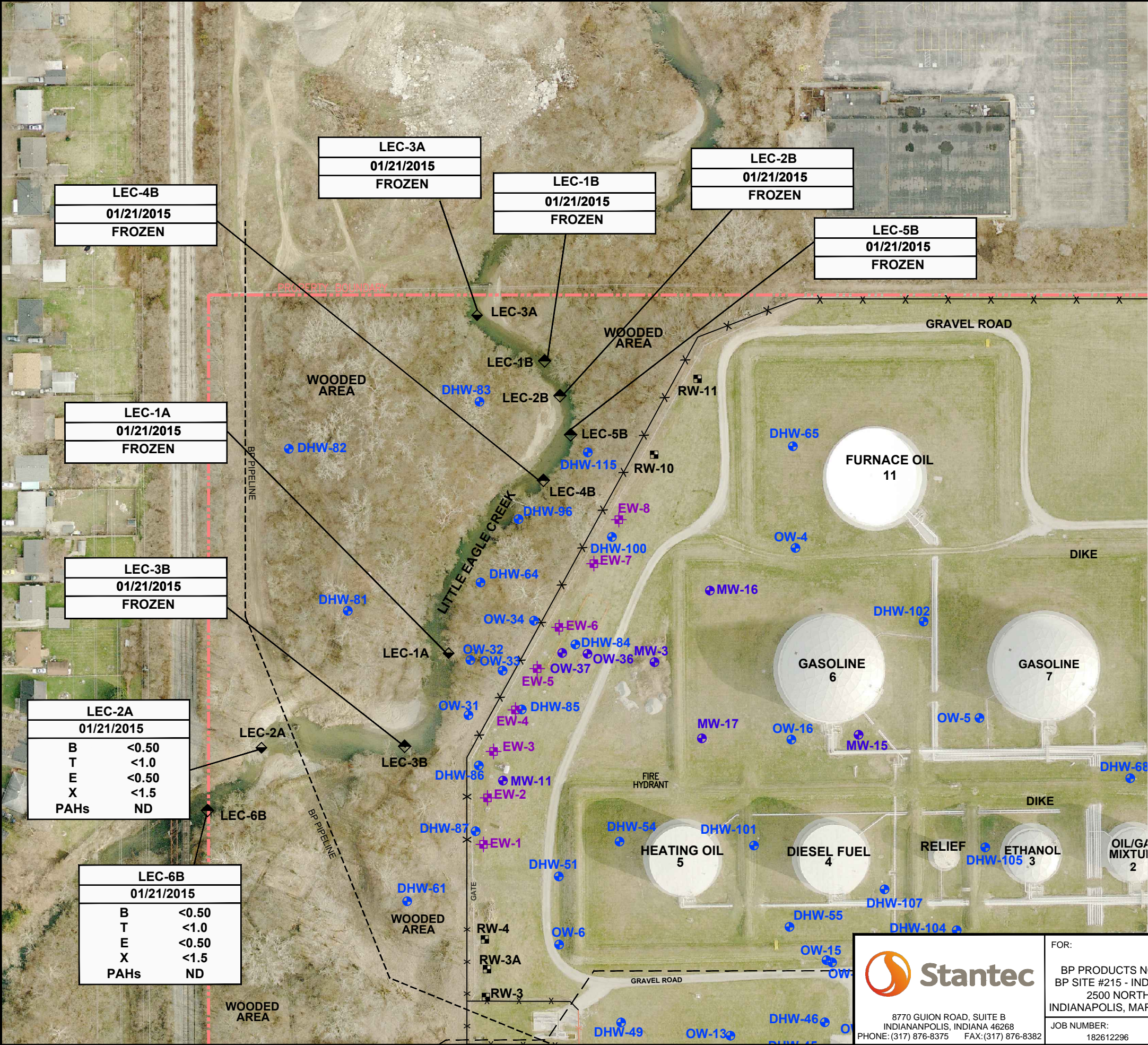
Approved by:


John W. McInnes, LPG
Managing Principal Geologist

Attachments

cc: Bruno Mancini, BP

FIGURE



LEGEND:

- PROPERTY LINE
- FENCE LINE
- RW-10 RECOVERY WELL LOCATION
- MW-16 MONITOR WELL LOCATION
- DHW-88 MONITOR WELL LOCATION
- EW-8 EXTRACTION WELL LOCATION
- LEC-1A EXISTING ESTABLISHED SURFACE WATER SAMPLE LOCATION
- LEC-3B ESTABLISHED SURFACE WATER SAMPLE LOCATION- APPROVED BY US EPA FEBRUARY 21, 2012

LEC-2A		SAMPLE ID NUMBER
01/21/2015		SAMPLE DATE
B	<0.50	Benzene
T	<1.0	Toluene
E	<0.50	Ethylbenzene
X	<1.5	Total Xylenes
PAHs	ND	Poly Aromatic Hydrocarbons

RESULTS IN ug/L
ALL OTHER TARGETED PAHs NOT LISTED ARE ND
ND= NOT DETECTED

BTEX (SAMPLE METHOD 524.2)
PAH (SAMPLE METHOD 8270 SIM)

0 120 240
APPROXIMATE SCALE (FEET)

SOURCE MAP:
DELTA HULL & ASSOCIATES, INC.
INDIANAPOLIS, INDIANA
PROJECT NUMBER 00215SA091, FILE BP_SITE_215.DWG
DATED FEBRUARY 2009

		FOR: BP PRODUCTS NORTH AMERICA, INC. BP SITE #215 - INDIANAPOLIS TERMINAL 2500 NORTH TIBBS AVENUE INDIANAPOLIS, MARION COUNTY, INDIANA		SURFACE WATER SAMPLING RESULTS JANUARY 21, 2015		FIGURE: 1					
8770 GUION ROAD, SUITE B INDIANAPOLIS, INDIANA 46268 PHONE: (317) 876-8375 FAX: (317) 876-8382		JOB NUMBER: 182612296		DRAWN BY: KM		CHECKED BY: KA		APPROVED BY: JM		DATE: 02/24/15	

TABLES

TABLE 1
SURFACE WATER ANALYTICAL RESULTS - BTEX AND PAHs
Jan 21, 2015
BP Products North America Inc.
Site #215 - Indianapolis Terminal
2500 N. Tibbs Avenue
Indianapolis, Marion County, IN 46222
Stantec Project No.: 182612296

Sample Location				2A		6B	Trip Blank
Sample Date				21-Jan-15	21-Jan-15	21-Jan-15	21-Jan-15
Sample ID				BPIT-LEC2A-012115	BPIT-DUP01-012115	BPIT-LEC6B-012115	BPIT-TRIPBLANK-012115
Sampling Company				STANTEC	STANTEC	STANTEC	STANTEC
Laboratory			USEPA	PACE	PACE	PACE	PACE
Laboratory Work Order			Region 5	50111196	50111196	50111196	50111196
Laboratory Sample ID			RCRA	50111196002	50111196003	50111196001	50111196004
Sample Type	Units	SFAL	Ecological	Field Duplicate			Trip Blank
BTEX							
Benzene	µg/L	100 ^A	114 ^B _f	<0.50	<0.50	<0.50	<0.50
Toluene	µg/L	2000 ^A	253 ^B _f	<1.0	<1.0	<1.0	<1.0
Ethylbenzene	µg/L	1000 ^A	14 ^B _{oz}	<0.50	<0.50	<0.50	<0.50
Xylenes, Total	µg/L	40000 ^A	27 ^B _{dz}	<1.5	<1.5	<1.5	<1.5
Polycyclic Aromatic Hydrocarbons							
Acenaphthene	µg/L	2100 ^A	38 ^B _a	<1.0	<1.0	<1.0	-
Acenaphthylene	µg/L	n/v	4840 ^B _b	<1.0	<1.0	<1.0	-
Anthracene	µg/L	11000 ^A	0.035 ^B _f	<0.10	<0.10	<0.10	-
Benzo(a)anthracene	µg/L	0.1 ^A	0.025 ^B _{cz}	<0.10	<0.10	<0.10	-
Benzo(a)pyrene	µg/L	0.2 ^A	0.014 ^B _n	<0.10	<0.10	<0.10	-
Benzo(b)fluoranthene	µg/L	0.2 ^A	9.07 ^B _b	<0.10	<0.10	<0.10	-
Benzo(g,h,i)perylene	µg/L	n/v	7.64 ^B _b	<0.10	<0.10	<0.10	-
Benzo(k)fluoranthene	µg/L	0.2 ^A	n/v	<0.10	<0.10	<0.10	-
Chrysene	µg/L	0.2 ^A	n/v	<0.50	<0.50	<0.50	-
Dibenzo(a,h)anthracene	µg/L	0.3 ^A	n/v	<0.10	<0.10	<0.10	-
Fluoranthene	µg/L	n/v	1.9 ^B _{fz}	<1.0	<1.0	<1.0	-
Fluorene	µg/L	1400 ^A	19 ^B _d	<1.0	<1.0	<1.0	-
Indeno(1,2,3-cd)pyrene	µg/L	0.4 ^A	4.31 ^B _b	<0.10	<0.10	<0.10	-
Naphthalene	µg/L	100 ^A	13 ^B _{az}	<1.0	<1.0	<1.0	-
Phenanthrene	µg/L	n/v	3.6 ^B _f	<1.0	<1.0	<1.0	-
Pyrene	µg/L	1100 ^A	0.3 ^B _q	<1.0	<1.0	<1.0	-

See notes on last page

TABLE 2
CUMULATIVE SURFACE WATER ANALYTICAL RESULTS - BTEX AND PAHs
Jan 21, 2015
BP Products North America Inc.
Site #215 - Indianapolis Terminal
2500 N. Tibbs Avenue
Indianapolis, Marion County, IN 46222
Stantec Project No.: 182612296

Sample Location Sample Date				1A															
				27-Dec-00	2-Apr-01	14-Jun-01	5-Jul-01	10-Aug-01	11-Oct-01	29-Jan-02	11-Mar-02	28-May-02	25-Jul-02	25-Sep-02	27-Nov-02	25-Mar-03	28-May-03	23-Jul-03	28-Jan-04
Sample ID				SURFACE WATER-1	SS#215 SURFACE-1	SS#215 SURFACE-1	SS#215 SURFACE-1	SS#216 SURFACE-1	CREEK#1	SURFACE-1	SURF-1	CREEK-1	1-A	1-A	1-A	1-A	1A:W052803	1A:W072303	1A:W012804
Sampling Company				BP	BP	BP	BP	BP	BP	BP	BP	BP	BP	BP	BP	BP	BP	BP	BP
Laboratory			USEPA	PIII	PIII	PIII	PIII	PIII	PIII	PIII	PIII	PIII	PIII	PIII	PIII	PIII	PIII	PIII	PIII
Laboratory Work Order			Region 5	5012893	5014085	5015175	5015506	5016055	5017080	5018831	5019424	5020591	5021631	5022710	5023962	5026190	5027622	5029002	5033009
Laboratory Sample ID			RCRA	50852961	50981232	501095137	501128623	501187256	501294474	501481931	501555882	501681688	501793186	501905103	502041494	502294499	502463714	502627573	503119042
Sample Type	Units	SFAL	Ecological																
BTEX and VOCs																			
Benzene	µg/L	100 ^A	114 ^B _f	310 ^{AB}	28.	37.	< 1.0	140 ^{AB}	< 1.0	170 ^{AB}	500 ^{AB}	3.4	240 ^{AB}	140 ^{AB}	59.	91.	230 ^{AB}	71.	150 ^{AB}
Toluene	µg/L	2000 ^A	253 ^B _f	2.5	< 5.0	< 5.0	< 5.0	< 5.0	< 5.0	< 5.0	< 5.0	< 5.0	2.9	1.6	1.5	1.4	3.3 B	1.4	2.4
Ethylbenzene	µg/L	1000 ^A	14 ^{AB} _{oz}	< 0.50	< 5.0	< 5.0	< 5.0	< 5.0	< 5.0	< 5.0	< 5.0	< 5.0	< 0.50	< 0.50	1.6	< 0.50	0.78	< 0.50	0.92
Xylene, m & p-	µg/L	n/v	n/v	< 0.50	< 5.0	< 5.0	n/v	< 5.0	< 5.0	< 5.0	< 5.0	< 5.0	2.9	3.3	3.1	2.1	23.	2.3	11.
Xylene, o-	µg/L	n/v	n/v	< 0.50	< 5.0	< 5.0	n/v	< 5.0	< 5.0	< 5.0	< 5.0	< 5.0	< 0.50	< 0.50	< 0.50	< 0.50	1.1	< 0.50	< 0.50
Xylenes, Total	µg/L	40000 ^A	27 ^B _{dz}	-	-	-	-	-	-	-	-	-	-	-	-	-	-	-	-
Methyl tert-butyl ether (MTBE)	µg/L	n/v	n/v	< 1.0	< 4.0	< 4.0	n/v	< 4.0	< 4.0	< 4.0	< 4.0	< 4.0	-	-	-	-	-	-	< 1.0
Naphthalene	µg/L	100 ^A	13 ^B _{az}	-	-	-	-	-	-	-	-	-	< 1.0	< 1.0	< 1.0	< 1.0	< 1.0	< 1.0	< 1.0
Polycyclic Aromatic Hydrocarbons																			
Acenaphthene	µg/L	2100 ^A	38 ^B _a	-	-	-	-	-	-	-	-	-	-	-	-	-	-	-	-
Acenaphthylene	µg/L	n/v	4840 ^B _b	-	-	-	n/v	-	-	-	-	-	-	-	-	-	-	-	-
Anthracene	µg/L	11000 ^A	0.035 ^B _f	-	-	-	-	-	-	-	-	-	-	-	-	-	-	-	-
Benzo(a)anthracene	µg/L	0.1 ^A	0.025 ^B _{cz}	-	-	-	-	-	-	-	-	-	-	-	-	-	-	-	-
Benzo(a)pyrene	µg/L	0.2 ^A	0.014 ^B _n	-	-	-	-	-	-	-	-	-	-	-	-	-	-	-	-
Benzo(b)fluoranthene	µg/L	0.2 ^A	9.07 ^B _b	-	-	-	-	-	-	-	-	-	-	-	-	-	-	-	-
Benzo(g,h,i)perylene	µg/L	n/v	7.64 ^B _b	-	-	-	-	-	-	-	-	-	-	-	-	-	-	-	-
Benzo(k)fluoranthene	µg/L	0.2 ^A	n/v	-	-	-	n/v	-	-	-	-	-	-	-	-	-	-	-	-
Chrysene	µg/L	0.2 ^A	n/v	-	-	-	-	-	-	-	-	-	-	-	-	-	-	-	-
Dibenzo(a,h)anthracene	µg/L	0.3 ^A	n/v	-	-	-	-	-	-	-	-	-	-	-	-	-	-	-	-
Fluoranthene	µg/L	n/v	1.9 ^B _{tz}	-	-	-	-	-	-	-	-	-	-	-	-	-	-	-	-
Fluorene	µg/L	1400 ^A	19 ^B _d	-	-	-	-	-	-	-	-	-	-	-	-	-	-	-	-
Indeno(1,2,3-cd)pyrene	µg/L	0.4 ^A	4.31 ^B _b	-	-	-	-	-	-	-	-	-	-	-	-	-	-	-	-
Naphthalene	µg/L	100 ^A	13 ^B _{az}	-	-	-	-	-	-	-	-	-	-	-	-	-	-	-	-
Phenanthrene	µg/L	n/v	3.6 ^B _b	-	-	-	n/v	-	-	-	-	-	-	-	-	-	-	-	-
Pyrene	µg/L	1100 ^A	0.3 ^B _a	-	-	-	-	-	-	-	-	-	-	-	-	-	-	-	-

See notes on last page

TABLE 2
CUMULATIVE SURFACE WATER ANALYTICAL RESULTS - BTEX AND PAHs
Jan 21, 2015
BP Products North America Inc.
Site #215 - Indianapolis Terminal
2500 N. Tibbs Avenue
Indianapolis, Marion County, IN 46222
Stantec Project No.: 182612296

Sample Location												1A							
Sample Date				15-Apr-04	15-Apr-04	15-Jun-04	24-Aug-04	20-Oct-04	30-Dec-04	24-Feb-05	12-May-05	8-Jul-05	30-Sep-05	10-Nov-05	18-Jan-06	30-Mar-06	24-May-06	27-Jul-06	21-Sep-06
Sample ID				1-A	FD	1A:W061504	1A:W082404	1A:W102004	1A:W123004	1A:W022405	1A:W051205	1A:W070805	1A:W093005	1A:W111005	1A:W011806	1A:W033006	1A:W052406	1A:W072706	1A:W092106
Sampling Company				BP	BP	BP	BP	BP	BP	BP	BP	BP	BP	BP	BP	BP	BP	BP	BP
Laboratory			USEPA	PIII	PIII	PIII	PIII	PIII	PIII	PIII	PIII	PIII	PIII	PIII	PIII	PIII	PIII	PIII	PIII
Laboratory Work Order			Region 5	5034825	5034825	5036363	5038107	5039682	5041190	5042299	5043959	5045397	5047586	5048774	5050467	5052061	5053408	5054931	5056348
Laboratory Sample ID			RCRA	503330433	503330466	503522211	503740086	503934648	504125592	504264797	504475401	504661448	504933995	505080010	505298596	505513705	505674895	505862607	506038272
Sample Type	Units	SFAL	Ecological		Field Duplicate														
BTEX and VOCs																			
Benzene	µg/L	100 ^A	114 ^{B_f}	44.	64.	220 ^{AB}	110 ^A	15.	14.	310 ^{AB}	680 ^{AB}	650 ^{AB}	2.4	50.	8.2	4.1	38.	19.	6.1
Toluene	µg/L	2000 ^A	253 ^{B_f}	< 1.0	1.1	3.6	1.6	< 1.0	< 1.0	3.8	5.9	6.6	< 1.0	< 1.0	< 1.0	< 1.0	< 1.0	< 1.0	< 1.0
Ethylbenzene	µg/L	1000 ^A	14 ^{oz^B}	< 0.50	< 0.50	1.4	< 0.50	< 0.50	< 0.50	1.3	2.1	2.2	< 0.50	< 0.50	< 0.50	< 0.50	0.59	< 0.50	< 0.50
Xylene, m & p-	µg/L	n/v	n/v	< 1.0	< 1.0	13.	n/v	< 1.0	< 1.0	18.	17.	14.	-	2.3	< 1.0	< 1.0	1.8	< 1.0	< 1.0
Xylene, o-	µg/L	n/v	n/v	< 0.50	< 0.50	0.69	< 0.50	< 0.50	< 0.50	0.71	1.5	1.7	-	< 0.50	< 0.50	< 0.50	< 0.50	< 0.50	< 0.50
Xylenes, Total	µg/L	40000 ^A	27 ^{dz^B}	-	-	-	-	-	-	-	-	-	< 1.5	-	-	-	-	-	-
Methyl tert-butyl ether (MTBE)	µg/L	n/v	n/v	< 1.0	< 1.0	2.2	n/v	< 1.0	< 1.0	< 1.0	< 1.0	4.6	< 1.0	< 1.0	< 1.0	< 1.0	< 1.0	< 1.0	< 1.0
Naphthalene	µg/L	100 ^A	13 ^{az^B}	< 1.0	< 1.0	< 1.0	-	< 1.0	< 1.0	< 1.0	< 1.0	< 1.0	-	< 1.0	< 1.0	< 1.0	3.5	< 1.0	< 1.0
Polycyclic Aromatic Hydrocarbons																			
Acenaphthene	µg/L	2100 ^A	38 ^{a^B}	-	-	-	-	-	-	-	-	-	-	-	-	-	-	-	-
Acenaphthylene	µg/L	n/v	4840 ^{b^B}	-	-	-	n/v	-	-	-	-	-	-	-	-	-	-	-	-
Anthracene	µg/L	11000 ^A	0.035 ^{B_f}	-	-	-	-	-	-	-	-	-	-	-	-	-	-	-	-
Benzo(a)anthracene	µg/L	0.1 ^A	0.025 ^{cz^B}	-	-	-	-	-	-	-	-	-	-	-	-	-	-	-	-
Benzo(a)pyrene	µg/L	0.2 ^A	0.014 ^{B_n}	-	-	-	-	-	-	-	-	-	-	-	-	-	-	-	-
Benzo(b)fluoranthene	µg/L	0.2 ^A	9.07 ^{b^B}	-	-	-	-	-	-	-	-	-	-	-	-	-	-	-	-
Benzo(g,h,i)perylene	µg/L	n/v	7.64 ^{b^B}	-	-	-	-	-	-	-	-	-	-	-	-	-	-	-	-
Benzo(k)fluoranthene	µg/L	0.2 ^A	n/v	-	-	-	n/v	-	-	-	-	-	-	-	-	-	-	-	-
Chrysene	µg/L	0.2 ^A	n/v	-	-	-	-	-	-	-	-	-	-	-	-	-	-	-	-
Dibenzo(a,h)anthracene	µg/L	0.3 ^A	n/v	-	-	-	n/v	-	-	-	-	-	-	-	-	-	-	-	-
Fluoranthene	µg/L	n/v	1.9 ^{tz^B}	-	-	-	-	-	-	-	-	-	-	-	-	-	-	-	-
Fluorene	µg/L	1400 ^A	19 ^{g^B}	-	-	-	-	-	-	-	-	-	-	-	-	-	-	-	-
Indeno(1,2,3-cd)pyrene	µg/L	0.4 ^A	4.31 ^{b^B}	-	-	-	-	-	-	-	-	-	-	-	-	-	-	-	-
Naphthalene	µg/L	100 ^A	13 ^{az^B}	-	-	-	n/v	-	-	-	-	-	-	-	-	-	-	-	-
Phenanthrene	µg/L	n/v	3.6 ^{b^B}	-	-	-	-	-	-	-	-	-	-	-	-	-	-	-	-
Pyrene	µg/L	1100 ^A	0.3 ^{a^B}	-	-	-	-	-	-	-	-	-	-	-	-	-	-	-	-

See notes on last page

TABLE 2
CUMULATIVE SURFACE WATER ANALYTICAL RESULTS - BTEX AND PAHs
Jan 21, 2015
BP Products North America Inc.
Site #215 - Indianapolis Terminal
2500 N. Tibbs Avenue
Indianapolis, Marion County, IN 46222
Stantec Project No.: 182612296

Sample Location												1A								
Sample Date				30-Jan-07	30-Jan-07	21-Mar-07	31-May-07	31-Jul-07	13-Sep-07	25-Jun-08	22-Sep-08	30-Dec-08	26-Mar-09	29-Jul-09	15-Oct-09	20-Jan-10	6-May-10	3-Nov-10	2-Mar-11	25-May-11
Sample ID				1A	DUP-1	1A	1A	1A	1A	1A	1A	1A	1A	Midpoint	Midpoint	Midpoint	Midpoint	Midpoint	Midpoint	Midpoint
Sampling Company				BP	BP	BP	BP	BP	BP	BP	BP	BP	BP	BP	BP	BP	BP	BP	STANTEC	STANTEC
Laboratory			USEPA	PIII	PIII	PIII	PIII	PIII	PIII	PIII	PIII	PIII	PIII	PIII	PIII	PIII	PIII	PIII	PIII	PIII
Laboratory Work Order			Region 5	501046	501046	502323	504194	505893	507210	5016219	5019112	5022178	5024682	5028760	5031299	5034067	5037259	5043166	5046351	5049053
Laboratory Sample ID			RCRA	501046001	501046004	502323002	504194002	505893001	507210002	5016219001	5019112001	5022178001	5024682001	5028760002	5031299002	5034067002	5037259002	5043166002	5046351002	5049053002
Sample Type	Units	SFAL	Ecological		Field Duplicate															
BTEX and VOCs																				
Benzene	µg/L	100 ^A	114 ^B _f	41.4	41.2	17.4	37.4	28.8	35.5	42.2	43.5	5.0	13.2	11.7	9.8	4.3	3.5	43.8	15.2	13.5
Toluene	µg/L	2000 ^A	253 ^B _f	< 1.0	< 1.0	< 1.0	< 1.0	< 1.0	< 1.0	< 1.0	< 1.0	< 1.0	< 1.0	< 1.0	< 1.0	< 1.0	< 1.0	< 1.0	< 1.0	< 1.0
Ethylbenzene	µg/L	1000 ^A	14 ^B _{ox}	< 0.50	< 0.50	< 0.50	< 0.50	< 0.50	< 0.50	< 0.50	< 0.50	< 0.50	< 0.50	< 0.50	< 0.50	< 0.50	< 0.50	< 0.50	< 0.50	< 0.50
Xylene, m & p-	µg/L	n/v	n/v	-	-	-	-	-	-	-	-	-	-	-	-	-	-	-	-	-
Xylene, o-	µg/L	n/v	n/v	-	-	-	-	-	-	-	-	-	-	-	-	-	-	-	-	-
Xylenes, Total	µg/L	40000 ^A	27 ^B _{dx}	< 1.5	< 1.5	< 1.5	< 1.5	< 1.5	< 1.5	< 1.5	< 1.5	< 1.5	< 1.5	< 1.5	< 1.5	< 1.5	< 1.5	< 1.5	< 1.5	< 1.5
Methyl tert-butyl ether (MTBE)	µg/L	n/v	n/v	< 1.0	< 1.0	< 1.0	n/v	< 1.0	< 1.0	< 1.0	< 1.0	< 1.0	< 1.0	< 1.0	< 1.0	< 1.0	< 1.0	< 1.0	< 1.0	< 1.0
Naphthalene	µg/L	100 ^A	13 ^B _{az}	-	-	-	-	-	-	-	-	-	-	-	-	-	-	-	-	-
Polycyclic Aromatic Hydrocarbons																				
Acenaphthene	µg/L	2100 ^A	38 ^B _a	-	-	-	-	-	-	-	-	-	-	-	-	-	-	-	-	-
Acenaphthylene	µg/L	n/v	4840 ^B _b	-	-	-	n/v	-	-	-	-	-	-	-	-	-	-	-	-	-
Anthracene	µg/L	11000 ^A	0.035 ^B _f	-	-	-	-	-	-	-	-	-	-	-	-	-	-	-	-	-
Benzo(a)anthracene	µg/L	0.1 ^A	0.025 ^B _{cz}	-	-	-	-	-	-	-	-	-	-	-	-	-	-	-	-	-
Benzo(a)pyrene	µg/L	0.2 ^A	0.014 ^B _n	-	-	-	-	-	-	-	-	-	-	-	-	-	-	-	-	-
Benzo(b)fluoranthene	µg/L	0.2 ^A	9.07 ^B _b	-	-	-	-	-	-	-	-	-	-	-	-	-	-	-	-	-
Benzo(g,h,i)perylene	µg/L	n/v	7.64 ^B _b	-	-	-	-	-	-	-	-	-	-	-	-	-	-	-	-	-
Benzo(k)fluoranthene	µg/L	0.2 ^A	n/v	-	-	-	n/v	-	-	-	-	-	-	-	-	-	-	-	-	-
Chrysene	µg/L	0.2 ^A	n/v	-	-	-	-	-	-	-	-	-	-	-	-	-	-	-	-	-
Dibenzo(a,h)anthracene	µg/L	0.3 ^A	n/v	-	-	-	n/v	-	-	-	-	-	-	-	-	-	-	-	-	-
Fluoranthene	µg/L	n/v	1.9 ^B _{tz}	-	-	-	-	-	-	-	-	-	-	-	-	-	-	-	-	-
Fluorene	µg/L	1400 ^A	19 ^B _d	-	-	-	-	-	-	-	-	-	-	-	-	-	-	-	-	-
Indeno(1,2,3-cd)pyrene	µg/L	0.4 ^A	4.31 ^B _b	-	-	-	-	-	-	-	-	-	-	-	-	-	-	-	-	-
Naphthalene	µg/L	100 ^A	13 ^B _{az}	-	-	-	-	-	-	-	-	-	-	-	-	-	-	-	-	-
Phenanthrene	µg/L	n/v	3.6 ^B _b	-	-	-	n/v	-	-	-	-	-	-	-	-	-	-	-	-	-
Pyrene	µg/L	1100 ^A	0.3 ^B _a	-	-	-	-	-	-	-	-	-	-	-	-	-	-	-	-	-

See notes on last page

TABLE 2
CUMULATIVE SURFACE WATER ANALYTICAL RESULTS - BTEX AND PAHs
Jan 21, 2015
BP Products North America Inc.
Site #215 - Indianapolis Terminal
2500 N. Tibbs Avenue
Indianapolis, Marion County, IN 46222
Stantec Project No.: 182612296

Sample Location Sample Date				1A															
				31-Aug-11	8-Dec-11	7-Feb-12	14-Feb-12	22-Feb-12	28-Feb-12	6-Mar-12	14-Mar-12	3-Apr-12	15-May-12	15-May-12	12-Jun-12	12-Jun-12	26-Jun-12	14-Aug-12	14-Aug-12
Sample ID				Midpoint	BPIT-MIDSTREAM-120811	BP-IT-1A-020712	BPIT-1A-021412	BPIT-1A-022212	BPIT-1A-022812	BPIT-1A-030612	BPIT-1A-031412	BPIT-1A-040312	BPIT-1A-051512	DUP-01	BPIT-1A-061212	BPIT-DUP01-061212	BPIT-LEC1A-062612 S	BPIT-LEC1A-081412	BPIT-DUP01-081412
Sampling Company			USEPA	STANTEC	STANTEC	STANTEC	STANTEC	STANTEC	STANTEC	STANTEC	STANTEC	STANTEC	STANTEC	STANTEC	STANTEC	STANTEC	STANTEC	STANTEC	STANTEC
Laboratory			Region 5	PIII	PIII	PIII	PIII	PIII	PIII	PIII	PIII	PIII	PIII	PIII	PIII	PIII	PIII	PIII	PIII
Laboratory Work Order			RCRA	5052233	5055736	5058232	5058509	5058904	5059171	5059490	5059979	5061000	5062957	5062957	5064373	5064373	5065130	5067503	5067503
Laboratory Sample ID				5052233002	5055736003	5058232001	5058509001	5058904001	5059171001	5059490004	5059979001	5061000004	5062957004	5062957010	5064373003	5064373009	5065130012	5067503009	5067503010
Sample Type	Units	SFAL	Ecological											Field Duplicate		Field Duplicate			Field Duplicate
BTEX and VOCs																			
Benzene	µg/L	100 ^A	114 ^B _f	16.2	12.5	17.5	18.6	11.0	21.7	15.6	14.5	< 0.50	9.2	9.2	2.9	3.1	6.6	< 0.50	< 0.50
Toluene	µg/L	2000 ^A	253 ^B _f	< 1.0	< 1.0	< 1.0	< 1.0	< 1.0	< 1.0	< 1.0	< 1.0	< 1.0	< 1.0	< 1.0	< 1.0	< 1.0	< 1.0	< 1.0	< 1.0
Ethylbenzene	µg/L	1000 ^A	14 ^B _{oz}	< 0.50	< 0.50	< 0.50	< 0.50	< 0.50	< 0.50	< 0.50	< 0.50	< 0.50	< 0.50	< 0.50	< 0.50	< 0.50	< 0.50	< 0.50	< 0.50
Xylene, m & p-	µg/L	n/v	n/v	-	-	-	-	-	-	-	-	-	-	-	-	-	-	-	-
Xylene, o-	µg/L	n/v	n/v	-	-	-	-	-	-	-	-	-	-	-	-	-	-	-	-
Xylenes, Total	µg/L	40000 ^A	27 ^B _{dz}	< 1.5	< 1.5	< 1.5	< 1.5	< 1.5	< 1.5	< 1.5	< 1.5	< 1.5	< 1.5	< 1.5	< 1.5	< 1.5	< 1.5	< 1.5	< 1.5
Methyl tert-butyl ether (MTBE)	µg/L	n/v	n/v	< 1.0	< 1.0	-	-	-	-	-	-	-	-	-	-	-	-	-	-
Naphthalene	µg/L	100 ^A	13 ^B _{az}	-	-	-	-	-	-	-	-	-	-	-	-	-	-	-	-
Polycyclic Aromatic Hydrocarbons																			
Acenaphthene	µg/L	2100 ^A	38 ^B _a	< 1.0	-	< 1.0	< 1.0	< 1.0	< 1.0	< 1.0	< 1.0	< 1.0	< 1.0	< 1.0	< 1.0	< 1.0	< 1.0	< 1.0	< 1.0
Acenaphthylene	µg/L	n/v	4840 ^B _b	< 1.0	-	< 1.0	< 1.0	< 1.0	< 1.0	< 1.0	< 1.0	< 1.0	< 1.0	< 1.0	< 1.0	< 1.0	< 1.0	< 1.0	< 1.0
Anthracene	µg/L	11000 ^A	0.035 ^B _f	< 0.10	-	< 0.10	< 0.10	< 0.10	< 0.10	< 0.10	< 0.10	< 0.10	< 0.10	< 0.10	< 0.10	< 0.10	< 0.10	< 0.10	< 0.10
Benzo(a)anthracene	µg/L	0.1 ^A	0.025 ^B _{cz}	< 0.10	-	< 0.10	0.096 NJ ^B	< 0.10	< 0.10	< 0.10	< 0.10	< 0.10	< 0.10	< 0.10	< 0.10	< 0.10	< 0.10	< 0.10	< 0.10
Benzo(a)pyrene	µg/L	0.2 ^A	0.014 ^B _{h1}	< 0.10	-	< 0.10	0.15 ^B	< 0.10	< 0.10	< 0.10	< 0.10	< 0.10	< 0.10	< 0.10	< 0.10	< 0.10	< 0.10	< 0.10	< 0.10
Benzo(b)fluoranthene	µg/L	0.2 ^A	9.07 ^B _b	< 0.10	-	< 0.10	0.29 ^A	< 0.10	< 0.10	< 0.10	< 0.10	< 0.10	< 0.10	< 0.10	< 0.10	< 0.10	< 0.10	< 0.10	< 0.10
Benzo(g,h,i)perylene	µg/L	n/v	7.64 ^B _b	< 0.10	-	< 0.10	0.21	< 0.10	< 0.10	< 0.10	< 0.10	< 0.10	< 0.10	< 0.10	< 0.10	< 0.10	< 0.10	< 0.10	< 0.10
Benzo(k)fluoranthene	µg/L	0.2 ^A	n/v	< 0.10	-	< 0.10	0.21 ^A	< 0.10	< 0.10	< 0.10	< 0.10	< 0.10	< 0.10	< 0.10	< 0.10	< 0.10	< 0.10	< 0.10	< 0.10
Chrysene	µg/L	0.2 ^A	n/v	< 0.50	-	< 0.50	0.31 NJ ^A	< 0.50	< 0.50	< 0.50	< 0.50	< 0.50	< 0.50	< 0.50	< 0.50	< 0.50	< 0.50	< 0.50	< 0.50
Dibenzo(a,h)anthracene	µg/L	0.3 ^A	n/v	< 0.10	-	< 0.10	< 0.10	< 0.10	< 0.10	< 0.10	< 0.10	< 0.10	< 0.10	< 0.10	< 0.10	< 0.10	< 0.10	< 0.10	< 0.10
Fluoranthene	µg/L	n/v	1.9 ^B _{fz}	< 1.0	-	< 1.0	0.76 NJ	< 1.0	< 1.0	< 1.0	< 1.0	< 1.0	< 1.0	< 1.0	< 1.0	< 1.0	< 1.0	< 1.0	< 1.0
Fluorene	µg/L	1400 ^A	19 ^B _d	< 1.0	-	< 1.0	< 1.0	< 1.0	< 1.0	< 1.0	< 1.0	< 1.0	< 1.0	< 1.0	< 1.0	< 1.0	< 1.0	< 1.0	< 1.0
Indeno(1,2,3-cd)pyrene	µg/L	0.4 ^A	4.31 ^B _b	< 0.10	-	< 0.10	0.17	< 0.10	< 0.10	< 0.10	< 0.10	< 0.10	< 0.10	< 0.10	< 0.10	< 0.10	< 0.10	< 0.10	< 0.10
Naphthalene	µg/L	100 ^A	13 ^B _{az}	< 1.0	-	< 1.0	< 1.0	< 1.0	< 1.0	< 1.0	< 1.0	< 1.0	< 1.0	< 1.0	< 1.0 J	< 1.0 J	< 1.0	< 1.0	< 1.0
Phenanthrene	µg/L	n/v	3.6 ^B _b	< 1.0	-	< 1.0	< 1.0	< 1.0	< 1.0	< 1.0	< 1.0	< 1.0	< 1.0	< 1.0	< 1.0	< 1.0	< 1.0	< 1.0	< 1.0
Pyrene	µg/L	1100 ^A	0.3 ^B _a	< 1.0	-	< 1.0	< 1.0	< 1.0	< 1.0	< 1.0	< 1.0	< 1.0	< 1.0	< 1.0	< 1.0	< 1.0	< 1.0	< 1.0	< 1.0

See notes on last page

TABLE 2
CUMULATIVE SURFACE WATER ANALYTICAL RESULTS - BTEX AND PAHs
Jan 21, 2015
BP Products North America Inc.
Site #215 - Indianapolis Terminal
2500 N. Tibbs Avenue
Indianapolis, Marion County, IN 46222
Stantec Project No.: 182612296

Sample Location					4-Sep-12	4-Sep-12	11-Dec-12	11-Dec-12	26-Feb-13	15-Mar-13	15-Mar-13	9-Apr-13	9-Apr-13	14-May-13	14-May-13	24-Jul-13	24-Jul-13	23-Aug-13	23-Aug-13	25-Sep-13	25-Sep-13
Sample Date					BPIT-LEC1A-090412	BPIT-DUP01-090412	BPIT-LEC1A-121112	BPIT-DUP01-121112	BPIT-LEC1A-022613	BPIT-LEC1A-031513	BPIT-DUP01-031513	BPIT-LEC1A-040913	BPIT-LEC DUP01-040913	BPIT-LEC1A-051413	BPIT-LECDUP01-051413	BPIT-LEC1A-072413	BPIT-DUP01-072413	BPIT-LEC1A-082313	BPIT-DUP01-082313	BPIT-LEC1A-092513	BPIT-DUP01-092513
Sample ID																					
Sampling Company					STANTEC	STANTEC	STANTEC	STANTEC	STANTEC	STANTEC	STANTEC	STANTEC	STANTEC	STANTEC	STANTEC	STANTEC	STANTEC	STANTEC	STANTEC	STANTEC	STANTEC
Laboratory				USEPA	PIII	PIII	PIII	PIII	PIII	PIII	PIII	PIII	PIII	PIII	PIII	PIII	PIII	PIII	PIII	PIII	PIII
Laboratory Work Order				Region 5	5068540	5068540	5073543	5073543	5076736	5077586	5077586	5078625	5078625	5080418	5080418	5084068	5084068	5085669	5085669	5087438	5087438
Laboratory Sample ID				RCRA	5068540004	5068540010	5073543004	5073543010	5076736004	5077586004	5077586011	5078625004	5078625010	5080418004	5080418010	5084068004	5084068010	5085669004	5085669011	5087438004	5087438010
Sample Type	Units	SFAL	Ecological			Field Duplicate		Field Duplicate			Field Duplicate		Field Duplicate		Field Duplicate		Field Duplicate		Field Duplicate		Field Duplicate
BTEX and VOCs																					
Benzene	µg/L	100 ^A	114 _f ^B		< 5.0	< 5.0	< 0.50	< 0.50	< 0.50	< 0.50	< 0.50	< 0.50	< 0.50	< 0.50	< 0.50	< 0.50	< 0.50	< 0.50	< 0.50	< 0.50	< 0.50
Toluene	µg/L	2000 ^A	253 _f ^B		< 5.0	< 5.0	< 1.0	< 1.0	< 1.0	< 1.0	< 1.0	< 1.0	< 1.0	< 1.0	< 1.0	< 1.0	< 1.0	< 1.0	< 1.0	< 1.0	< 1.0
Ethylbenzene	µg/L	1000 ^A	14 _{oz} ^B		< 5.0	< 5.0	< 0.50	< 0.50	< 0.50	< 0.50	< 0.50	< 0.50	< 0.50	< 0.50	< 0.50	< 0.50	< 0.50	< 0.50	< 0.50	< 0.50	< 0.50
Xylene, m & p-	µg/L	n/v	n/v		-	-	-	-	-	-	-	-	-	-	-	-	-	-	-	-	-
Xylene, o-	µg/L	n/v	n/v		-	-	-	-	-	-	-	-	-	-	-	-	-	-	-	-	-
Xylenes, Total	µg/L	40000 ^A	27 _{dz} ^B		< 10.0	< 10.0	< 1.5	< 1.5	< 1.5	< 1.5	< 1.5	< 1.5	< 1.5	< 1.5	< 1.5	< 1.5	< 1.5	< 1.5	< 1.5	< 1.5	< 1.5
Methyl tert-butyl ether (MTBE)	µg/L	n/v	n/v		-	-	-	-	-	-	-	-	-	-	-	-	-	-	-	-	-
Naphthalene	µg/L	100 ^A	13 _{az} ^B		-	-	-	-	-	-	-	-	-	-	-	-	-	-	-	-	-
Polycyclic Aromatic Hydrocarbons																					
Acenaphthene	µg/L	2100 ^A	38 _a ^B		< 1.0	< 1.0	< 1.0 J	< 1.0 J	< 1.0	< 1.0	< 1.0 J	< 1.0 J	< 1.0 J	< 1.0	< 1.0 J	< 1.0 J	< 1.0 J	< 1.0 J	< 1.0	< 1.0	< 1.0
Acenaphthylene	µg/L	n/v	4840 _b ^B		< 1.0	< 1.0	< 1.0 J	< 1.0 J	< 1.0	< 1.0	< 1.0 J	< 1.0 J	< 1.0 J	< 1.0	< 1.0 J	< 1.0 J	< 1.0 J	< 1.0 J	< 1.0 J	< 1.0	< 1.0
Anthracene	µg/L	11000 ^A	0.035 _f ^B		0.052 NJ ^B	< 0.10	< 0.10 J	< 0.10 J	< 0.10	< 0.10	< 0.10 J	< 0.10 J	0.093 NJ ^B	< 0.10	< 0.10 J	< 0.10 J	< 0.10 J	< 0.10 J	< 0.10 J	< 0.10	< 0.10
Benzo(a)anthracene	µg/L	0.1 ^A	0.025 _{cz} ^B		< 0.10	< 0.10	< 0.10 J	< 0.10 J	< 0.10	< 0.10	< 0.10 J	< 0.10 J	0.10 ^B	< 0.10	< 0.10 J	< 0.10 J	< 0.10 J	< 0.10 J	< 0.10 J	< 0.10	< 0.10
Benzo(a)pyrene	µg/L	0.2 ^A	0.014 _h ^B		< 0.10	< 0.10	< 0.10 J	< 0.10 J	< 0.10	< 0.10	< 0.10 J	< 0.10 J	< 0.10	< 0.10	< 0.10 J	< 0.10 J	< 0.10 J	< 0.10 J	< 0.10 J	< 0.10	< 0.10
Benzo(b)fluoranthene	µg/L	0.2 ^A	9.07 _b ^B		< 0.10	< 0.10	< 0.10 J	< 0.10 J	0.087 NJ	< 0.10	< 0.10 J	< 0.10 J	< 0.10	< 0.10	< 0.10 J	< 0.10 J	< 0.10 J	< 0.10 J	< 0.10	< 0.10	< 0.10
Benzo(g,h,i)perylene	µg/L	n/v	7.64 _b ^B		< 0.10	< 0.10	< 0.10 J	< 0.10 J	0.056 NJ	< 0.10	< 0.10 J	< 0.10 J	< 0.10	< 0.10	< 0.10 J	< 0.10 J	< 0.10 J	< 0.10 J	< 0.10	< 0.10	< 0.10
Benzo(k)fluoranthene	µg/L	0.2 ^A	n/v		< 0.10	< 0.10	< 0.10 J	< 0.10 J	0.055 NJ	< 0.10	< 0.10 J	< 0.10 J	< 0.10	< 0.10	< 0.10 J	< 0.10 J	< 0.10 J	< 0.10 J	< 0.10	< 0.10	< 0.10
Chrysene	µg/L	0.2 ^A	n/v		< 0.50	< 0.50	< 0.50 J	< 0.50 J	< 0.50	< 0.50	< 0.50 J	< 0.50 J	< 0.50	< 0.50	< 0.50 J	< 0.50 J	< 0.50 J	< 0.50 J	< 0.50	< 0.50	< 0.50
Dibenzo(a,h)anthracene	µg/L	0.3 ^A	n/v		< 0.10	< 0.10	< 0.10 J	< 0.10 J	< 0.10	< 0.10	< 0.10 J	< 0.10 J	< 0.10	< 0.10	< 0.10 J	< 0.10 J	< 0.10 J	< 0.10 J	< 0.10	< 0.10	< 0.10
Fluoranthene	µg/L	n/v	1.9 _{fz} ^B		< 1.0	< 1.0	< 1.0 J	< 1.0 J	< 1.0	< 1.0	< 1.0 J	< 1.0 J	< 1.0	< 1.0	< 1.0 J	< 1.0 J	< 1.0 J	< 1.0 J	< 1.0	< 1.0	< 1.0
Fluorene	µg/L	1400 ^A	19 _g ^B		< 1.0	< 1.0	< 1.0 J	< 1.0 J	< 1.0	< 1.0	< 1.0 J	< 1.0 J	< 1.0	< 1.0	< 1.0 J	< 1.0 J	< 1.0 J	< 1.0 J	< 1.0	< 1.0	< 1.0
Indeno(1,2,3-cd)pyrene	µg/L	0.4 ^A	4.31 _b ^B		< 0.10	< 0.10	< 0.10 J	< 0.10 J	< 0.10	< 0.10	< 0.10 J	< 0.10 J	< 0.10	< 0.10	< 0.10 J	< 0.10 J	< 0.10 J	< 0.10 J	< 0.10	< 0.10	< 0.10
Naphthalene	µg/L	100 ^A	13 _{az} ^B		1.6 J	< 1.0 J	< 1.0 J	< 1.0 J	< 1.0	< 1.0	< 1.0 J	< 1.0 J	< 1.0 J	< 1.0	< 1.0 J	< 1.0 J	< 1.0 J	< 1.0 J	< 1.0 J	< 1.0	< 1.0
Phenanthrene	µg/L	n/v	3.6 _b ^B		< 1.0	< 1.0	< 1.0 J	< 1.0 J	< 1.0	< 1.0	< 1.0 J	< 1.0 J	< 1.0	< 1.0	< 1.0 J	< 1.0 J	< 1.0 J	< 1.0 J	< 1.0	< 1.0	< 1.0
Pyrene	µg/L	1100 ^A	0.3 _a ^B		< 1.0	< 1.0	< 1.0 J	< 1.0 J	< 1.0	< 1.0	< 1.0 J	< 1.0 J	< 1.0	< 1.0	< 1.0 J	< 1.0 J	< 1.0 J	< 1.0 J	< 1.0	< 1.0	< 1.0

See notes on last page

TABLE 2
CUMULATIVE SURFACE WATER ANALYTICAL RESULTS - BTEX AND PAHs
Jan 21, 2015
BP Products North America Inc.
Site #215 - Indianapolis Terminal
2500 N. Tibbs Avenue
Indianapolis, Marion County, IN 46222
Stantec Project No.: 182612296

Sample Location				1A																	
Sample Date				17-Oct-13	17-Oct-13	13-Nov-13	13-Nov-13	17-Mar-14	17-Mar-14	21-Apr-14	21-Apr-14	21-May-14	21-May-14	16-Jun-14	16-Jun-14	18-Jul-14	18-Jul-14	25-Aug-14	25-Aug-14	19-Sep-14	19-Sep-14
Sample ID				BPIT-LEC1A-101713	BPIT-DUP01-101713	BPIT-LEC1A-111313	BPIT-LECDUP01-111313	BPIT-LEC 1A-031714	BPIT-DUP01-031714	BPIT-LEC 1A-042114	BPIT-DUP 01-042114	BPIT-LEC1A-052114	BPIT-DUP01-052114	BPIT-LEC1A-061614	BPIT-DUP01-061614	BPIT-LEC1A-071814	BPIT-DUP01-071814	BPIT_LEC1A-082514	BPIT_DUP01-082514	BPIT-LEC1A-091914	BPIT-DUP01-091914
Sampling Company				STANTEC	STANTEC	STANTEC	STANTEC	STANTEC	STANTEC	STANTEC	STANTEC	STANTEC	STANTEC	STANTEC	STANTEC	STANTEC	STANTEC	STANTEC	STANTEC	STANTEC	STANTEC
Laboratory			USEPA	PIII	PIII	PIII	PIII	PIII	PIII	PII	PII	PACE	PACE	PACE	PACE	PACE	PACE	PACE	PACE	PACE	PACE
Laboratory Work Order			Region 5	5088520	5088520	5089822	5089822	5094734	5094734	5096521	5096521	5098077	5098077	5099367	5099367	50101099	50101099	50102757	50102757	50104047	50104047
Laboratory Sample ID			RCRA	5088520004	5088520010	5089822004	5089822010	5094734006	5094734002	5096521004	5096521010	5098077004	5098077010	5099367004	5099367010	50101099004	50101099010	50102757004	50102757010	50104047004	50104047010
Sample Type	Units	SFAL	Ecological		Field Duplicate		Field Duplicate		Field Duplicate		Field Duplicate		Field Duplicate		Field Duplicate		Field Duplicate		Field Duplicate		Field Duplicate
BTEX and VOCs																					
Benzene	µg/L	100 ^A	114 ^B _f	< 0.50	< 0.50	< 5.0	< 5.0	< 0.50	< 0.50	< 0.50	< 0.50	< 0.50	< 0.50	< 0.50	< 0.50	< 0.50	< 0.50	< 0.50	< 0.50	< 0.50	< 0.50
Toluene	µg/L	2000 ^A	253 ^B _f	< 1.0	< 1.0	< 5.0	< 5.0	< 1.0	< 1.0	< 1.0	< 1.0	< 1.0	< 1.0	< 1.0	< 1.0	< 1.0	< 1.0	< 1.0	< 1.0	< 1.0	< 1.0
Ethylbenzene	µg/L	1000 ^A	14 ^B _{oz}	< 0.50	< 0.50	< 5.0	< 5.0	< 0.50	< 0.50	< 0.50	< 0.50	< 0.50	< 0.50	< 0.50	< 0.50	< 0.50	< 0.50	< 0.50	< 0.50	< 0.50	< 0.50
Xylene, m & p-	µg/L	n/v	n/v	-	-	-	-	-	-	-	-	-	-	-	-	-	-	-	-	-	-
Xylene, o-	µg/L	n/v	n/v	-	-	-	-	-	-	-	-	-	-	-	-	-	-	-	-	-	-
Xylenes, Total	µg/L	40000 ^A	27 ^B _{dz}	< 1.5	< 1.5	< 10.0	< 10.0	< 1.5	< 1.5	< 1.5	< 1.5	< 1.5	< 1.5	< 1.5	< 1.5	< 1.5	< 1.5	< 1.5	< 1.5	< 1.5	< 1.5
Methyl tert-butyl ether (MTBE)	µg/L	n/v	n/v	-	-	-	-	-	-	-	-	-	-	-	-	-	-	-	-	-	-
Naphthalene	µg/L	100 ^A	13 ^B _{az}	-	-	-	-	-	-	-	-	-	-	-	-	-	-	-	-	-	-
Polycyclic Aromatic Hydrocarbons																					
Acenaphthene	µg/L	2100 ^A	38 ^B _a	< 1.0	< 1.0	< 1.0	< 1.0 J	< 1.0	< 1.0	< 1.0	< 1.0	< 1.0	< 1.0	< 1.0	< 1.0	< 1.0	< 1.0	< 1.0	< 1.0	< 1.0	< 1.0
Acenaphthylene	µg/L	n/v	4840 ^B _b	< 1.0	< 1.0	< 1.0	< 1.0 J	< 1.0	< 1.0	< 1.0	< 1.0	< 1.0	< 1.0	< 1.0	< 1.0	< 1.0	< 1.0	< 1.0	< 1.0	< 1.0	< 1.0
Anthracene	µg/L	11000 ^A	0.035 ^B _f	< 0.10	< 0.10	< 0.10	< 0.10 J	< 0.10	< 0.10	< 0.10	< 0.10	< 0.10	< 0.10	< 0.10	< 0.10	< 0.10	< 0.10	< 0.10	< 0.10	< 0.10	< 0.10
Benzo(a)anthracene	µg/L	0.1 ^A	0.025 ^B _{cz}	< 0.10	< 0.10	< 0.10	< 0.10 J	< 0.10	< 0.10	< 0.10	< 0.10	< 0.10	< 0.10	< 0.10	< 0.10	< 0.10	< 0.10	< 0.10	< 0.10	< 0.10	< 0.10
Benzo(a)pyrene	µg/L	0.2 ^A	0.014 ^B _n	< 0.10	< 0.10	< 0.10	< 0.10 J	< 0.10	< 0.10	< 0.10	< 0.10	< 0.10	< 0.10	< 0.10	< 0.10	< 0.10	< 0.10	< 0.10	< 0.10	< 0.10	< 0.10
Benzo(b)fluoranthene	µg/L	0.2 ^A	9.07 ^B _b	< 0.10	< 0.10	< 0.10	< 0.10 J	< 0.10	< 0.10	< 0.10	< 0.10	< 0.10	< 0.10	< 0.10	< 0.10	< 0.10	< 0.10	< 0.10	< 0.10	< 0.10	< 0.10
Benzo(g,h,i)perylene	µg/L	n/v	7.64 ^B _b	< 0.10	< 0.10	< 0.10	< 0.10 J	< 0.10	< 0.10	< 0.10	< 0.10	< 0.10	< 0.10	< 0.10	< 0.10	< 0.10	< 0.10	< 0.10	< 0.10	< 0.10	< 0.10
Benzo(k)fluoranthene	µg/L	0.2 ^A	n/v	< 0.10	< 0.10	< 0.10	< 0.10 J	< 0.10	< 0.10	< 0.10	< 0.10	< 0.10	< 0.10	< 0.10	< 0.10	< 0.10	< 0.10	< 0.10	< 0.10	< 0.10	< 0.10
Chrysene	µg/L	0.2 ^A	n/v	< 0.50	< 0.50	< 0.50	< 0.50 J	< 0.50	< 0.50	< 0.50	< 0.50	< 0.50	< 0.50	< 0.50	< 0.50	< 0.50	< 0.50	< 0.50	< 0.50	< 0.50	< 0.50
Dibenzo(a,h)anthracene	µg/L	0.3 ^A	n/v	< 0.10	< 0.10	< 0.10	< 0.10 J	< 0.10	< 0.10	< 0.10	< 0.10	< 0.10	< 0.10	< 0.10	< 0.10	< 0.10	< 0.10	< 0.10	< 0.10	< 0.10	< 0.10
Fluoranthene	µg/L	n/v	1.9 ^B _{fz}	< 1.0	< 1.0	< 1.0	< 1.0 J	< 1.0	< 1.0	< 1.0	< 1.0	< 1.0	< 1.0	< 1.0	< 1.0	< 1.0	< 1.0	< 1.0	< 1.0	< 1.0	< 1.0
Fluorene	µg/L	1400 ^A	19 ^B _d	< 1.0	< 1.0	< 1.0	< 1.0 J	< 1.0	< 1.0	< 1.0	< 1.0	< 1.0	< 1.0	< 1.0	< 1.0	< 1.0	< 1.0	< 1.0	< 1.0	< 1.0	< 1.0
Indeno(1,2,3-cd)pyrene	µg/L	0.4 ^A	4.31 ^B _b	< 0.10	< 0.10	< 0.10	< 0.10 J	< 0.10	< 0.10	< 0.10	< 0.10	< 0.10	< 0.10	< 0.10	< 0.10	< 0.10	< 0.10	< 0.10	< 0.10	< 0.10	< 0.10
Naphthalene	µg/L	100 ^A	13 ^B _{az}	< 1.0	< 1.0	< 1.0	< 1.0 J	< 1.0	< 1.0	< 1.0	< 1.0	< 1.0	< 1.0	< 1.0	< 1.0	< 1.0	< 1.0	< 1.0	< 1.0	< 1.0	< 1.0
Phenanthrene	µg/L	n/v	3.6 ^B _b	< 1.0	< 1.0	< 1.0	< 1.0 J	< 1.0	< 1.0	< 1.0	< 1.0	< 1.0	< 1.0	< 1.0	< 1.0	< 1.0	< 1.0	< 1.0	< 1.0	< 1.0	< 1.0
Pyrene	µg/L	1100 ^A	0.3 ^B _a	< 1.0	< 1.0	< 1.0	< 1.0 J	< 1.0	< 1.0	< 1.0	< 1.0	< 1.0	< 1.0	< 1.0	< 1.0	< 1.0	< 1.0	< 1.0	< 1.0	< 1.0	< 1.0

See notes on last page

TABLE 2
CUMULATIVE SURFACE WATER ANALYTICAL RESULTS - BTEX AND PAHs
Jan 21, 2015
BP Products North America Inc.
Site #215 - Indianapolis Terminal
2500 N. Tibbs Avenue
Indianapolis, Marion County, IN 46222
Stantec Project No.: 182612296

Sample Location				1A						1B											
Sample Date				17-Oct-14	17-Oct-14	12-Nov-14	12-Nov-14	17-Dec-14	17-Dec-14	6-Mar-12	3-Apr-12	15-May-12	12-Jun-12	27-Jun-12	27-Jun-12	14-Aug-12	4-Sep-12	11-Dec-12	26-Feb-13	15-Mar-13	9-Apr-13
Sample ID				BPIT-LEC1A-101714	BPIT-DUP01-101714	BPIT-LEC1A-111214	BPIT-DUP01-111214	BPIT-LEC1A-121714	BPIT-DUP01-121714	BPIT-1B-030612	BPIT-1B-040312	BPIT-1B-051512	BPIT-1B-061212	BPIT-LEC1B-062712	BPIT-DUP06-062712	BPIT-LEC1B-081412	BPIT-LEC1B-090412	BPIT-LEC1B-121112	BPIT-LEC1B-022613	BPIT-LEC1B-031513	BPIT-LEC1B-040913
Sampling Company				STANTEC	STANTEC	STANTEC	STANTEC	STANTEC	STANTEC	STANTEC	STANTEC	STANTEC	STANTEC	STANTEC	STANTEC	STANTEC	STANTEC	STANTEC	STANTEC	STANTEC	STANTEC
Laboratory			USEPA	PACE	PACE	PACE	PACE	PACE	PACE	PIII	PIII	PIII	PIII	PIII	PIII	PIII	PIII	PIII	PIII	PIII	PIII
Laboratory Work Order			Region 5	50105553	50105553	50106875	50106875	50109364	50109364	5059490	5061000	5062957	5064373	5065213	5065213	5067503	5068540	5073543	5076736	5077586	5078625
Laboratory Sample ID			RCRA	50105553005	50105553010	50106875004	50106875010	50109364004	50109364010	5059490008	5061000008	5062957008	5064373007	5065213003	5065213004	5067503004	5068540008	5073543008	5076736008	5077586008	5078625008
Sample Type	Units	SFAL	Ecological		Field Duplicate		Field Duplicate		Field Duplicate						Field Duplicate						
BTEX and VOCs																					
Benzene	µg/L	100 ^A	114 ^B _f	< 0.50	< 0.50	< 0.50	< 0.50	<0.50	<0.50	< 0.50	< 0.50	< 0.50	< 0.50	< 0.50	< 0.50	< 0.50	< 5.0	< 0.50	< 0.50	< 0.50	< 0.50
Toluene	µg/L	2000 ^A	253 ^B _f	< 1.0	< 1.0	< 1.0	< 1.0	<1.0	<1.0	< 1.0	< 1.0	< 1.0	< 1.0	< 1.0	< 1.0	< 1.0	< 5.0	< 1.0	< 1.0	< 1.0	< 1.0
Ethylbenzene	µg/L	1000 ^A	14 ^B _{oz}	< 0.50	< 0.50	< 0.50	< 0.50	<0.50	<0.50	< 0.50	< 0.50	< 0.50	< 0.50	< 0.50	< 0.50	< 0.50	< 5.0	< 0.50	< 0.50	< 0.50	< 0.50
Xylene, m & p-	µg/L	n/v	n/v	-	-	-	-	-	-	-	-	-	-	-	-	-	-	-	-	-	-
Xylene, o-	µg/L	n/v	n/v	-	-	-	-	-	-	-	-	-	-	-	-	-	-	-	-	-	-
Xylenes, Total	µg/L	40000 ^A	27 ^B _{dz}	< 1.5	< 1.5	< 1.5	< 1.5	<1.5	<1.5	< 1.5	< 1.5	< 1.5	< 1.5	< 1.5	< 1.5	< 1.5	< 10.0	< 1.5	< 1.5	< 1.5	< 1.5
Methyl tert-butyl ether (MTBE)	µg/L	n/v	n/v	-	-	-	-	-	-	-	-	-	-	-	-	-	-	-	-	-	-
Naphthalene	µg/L	100 ^A	13 ^B _{az}	-	-	-	-	-	-	-	-	-	-	-	-	-	-	-	-	-	-
Polycyclic Aromatic Hydrocarbons																					
Acenaphthene	µg/L	2100 ^A	38 ^B _a	< 1.0	< 1.0	< 1.0	< 1.0	<1.0	<1.0	< 1.0	< 1.0	< 1.0	< 1.0	< 1.0	< 1.0	< 1.0	< 1.0	< 1.0	< 1.0 J	< 1.0	< 1.0 J
Acenaphthylene	µg/L	n/v	4840 ^B _b	< 1.0	< 1.0	< 1.0	< 1.0	<1.0	<1.0	< 1.0	< 1.0	< 1.0	< 1.0	< 1.0	< 1.0	< 1.0	< 1.0	< 1.0	< 1.0 J	< 1.0	< 1.0 J
Anthracene	µg/L	11000 ^A	0.035 ^B _c	< 0.10	< 0.10	< 0.10	< 0.10	<0.10	<0.10	< 0.10	< 0.10	< 0.10	< 0.10	< 0.10	< 0.10	< 0.10	< 0.10	< 0.10	< 0.10 J	< 0.10	< 0.10
Benzo(a)anthracene	µg/L	0.1 ^A	0.025 ^B _{cz}	< 0.10	< 0.10	< 0.10	< 0.10	<0.10	<0.10	< 0.10	< 0.10	< 0.10	< 0.10	< 0.10	< 0.10	< 0.10	< 0.10	< 0.10	0.066 NJ ^B	< 0.10	< 0.10
Benzo(a)pyrene	µg/L	0.2 ^A	0.014 ^B _h	< 0.10	< 0.10	< 0.10	< 0.10	<0.10	<0.10	< 0.10	< 0.10	< 0.10	< 0.10	< 0.10	< 0.10	< 0.10	< 0.10	< 0.10	0.063 NJ ^B	< 0.10	< 0.10
Benzo(b)fluoranthene	µg/L	0.2 ^A	9.07 ^B _b	< 0.10	< 0.10	< 0.10	< 0.10	<0.10	<0.10	< 0.10	< 0.10	< 0.10	< 0.10	< 0.10	< 0.10	< 0.10	< 0.10	< 0.10	0.11 J	< 0.10	< 0.10
Benzo(g,h,i)perylene	µg/L	n/v	7.64 ^B _b	< 0.10	< 0.10	< 0.10	< 0.10	<0.10	<0.10	< 0.10	< 0.10	< 0.10	< 0.10	< 0.10	< 0.10	< 0.10	< 0.10	< 0.10	0.077 NJ	< 0.10	< 0.10
Benzo(k)fluoranthene	µg/L	0.2 ^A	n/v	< 0.10	< 0.10	< 0.10	< 0.10	<0.10	<0.10	< 0.10	< 0.10	< 0.10	< 0.10	< 0.10	< 0.10	< 0.10	< 0.10	< 0.10	0.079 NJ	< 0.10	< 0.10
Chrysene	µg/L	0.2 ^A	n/v	< 0.50	< 0.50	< 0.50	< 0.50	<0.50	<0.50	< 0.50	< 0.50	< 0.50	< 0.50	< 0.50	< 0.50	< 0.50	< 0.50	< 0.50	< 0.50 J	< 0.50	< 0.50
Dibenzo(a,h)anthracene	µg/L	0.3 ^A	n/v	< 0.10	< 0.10	< 0.10	< 0.10	<0.10	<0.10	< 0.10	< 0.10	< 0.10	< 0.10	< 0.10	< 0.10	< 0.10	< 0.10	< 0.10	< 0.10 J	< 0.10	< 0.10
Fluoranthene	µg/L	n/v	1.9 ^B _z	< 1.0	< 1.0	< 1.0	< 1.0	<1.0	<1.0	< 1.0	< 1.0	< 1.0	< 1.0	< 1.0	< 1.0	< 1.0	< 1.0	< 1.0	< 1.0 J	< 1.0	< 1.0
Fluorene	µg/L	1400 ^A	19 ^B _b	< 1.0	< 1.0	< 1.0	< 1.0	<1.0	<1.0	< 1.0	< 1.0	< 1.0	< 1.0	< 1.0	< 1.0	< 1.0	< 1.0	< 1.0	< 1.0 J	< 1.0	< 1.0
Indeno(1,2,3-cd)pyrene	µg/L	0.4 ^A	4.31 ^B _b	< 0.10	< 0.10	< 0.10	< 0.10	<0.10	<0.10	< 0.10	< 0.10	< 0.10	< 0.10	< 0.10	< 0.10	< 0.10	< 0.10	< 0.10	0.068 NJ	< 0.10	< 0.10
Naphthalene	µg/L	100 ^A	13 ^B _{az}	< 1.0	< 1.0	< 1.0	< 1.0	<1.0	<1.0	< 1.0	< 1.0	< 1.0	< 1.0 J	< 1.0	< 1.0	< 1.0	2.0	< 1.0	< 1.0 J	< 1.0	< 1.0 J
Phenanthrene	µg/L	n/v	3.6 ^B _b	< 1.0	< 1.0	< 1.0	< 1.0	<1.0	<1.0	< 1.0	< 1.0	< 1.0	< 1.0	< 1.0	< 1.0	< 1.0	< 1.0	< 1.0	< 1.0 J	< 1.0	< 1.0
Pyrene	µg/L	1100 ^A	0.3 ^B _{az}	< 1.0	< 1.0	< 1.0	< 1.0	<1.0	<1.0	< 1.0	< 1.0	< 1.0	< 1.0	< 1.0	< 1.0	< 1.0	< 1.0	< 1.0	< 1.0 J	< 1.0	< 1.0

See notes on last page

TABLE 2
CUMULATIVE SURFACE WATER ANALYTICAL RESULTS - BTEX AND PAHs
Jan 21, 2015
BP Products North America Inc.
Site #215 - Indianapolis Terminal
2500 N. Tibbs Avenue
Indianapolis, Marion County, IN 46222
Stantec Project No.: 182612296

Sample Location				1B																2A		
Sample Date				14-May-13	24-Jul-13	23-Aug-13	25-Sep-13	17-Oct-13	13-Nov-13	17-Mar-14	21-Apr-14	21-May-14	16-Jun-14	18-Jul-14	25-Aug-14	19-Sep-14	17-Oct-14	12-Nov-14	17-Dec-14	27-Dec-00	2-Apr-01	14-Jun-01
Sample ID				BPIT-LEC1B-051413	BPIT-LEC1B-072413	BPIT-LEC1B-082313	BPIT-LEC1B-092513	BPIT-LEC1B-101713	BPIT-LEC1B-111313	BPIT-LEC 1B-031714	BPIT-LEC 1B-042114	BPIT-LEC1B-052114	BPIT-LEC1B-061614	BPIT-LEC1B-071814	BPIT_LEC1B-082514	BPIT-LEC1B-091914	BPIT-LEC1B-101714	BPIT-LEC1B-111214	BPIT-LEC1B-121714	SURFACE WATER-2	SS#215 SURFACE-2	SS#215 SURFACE-2
Sampling Company			USEPA	STANTEC	STANTEC	STANTEC	STANTEC	STANTEC	STANTEC	STANTEC	STANTEC	STANTEC	STANTEC	STANTEC	STANTEC	STANTEC	STANTEC	STANTEC	STANTEC	BP	BP	BP
Laboratory			Region 5	PIII	PIII	PIII	PIII	PIII	PIII	PIII	PII	PACE	PACE	PACE	PACE	PACE	PACE	PACE	PACE	PIII	PIII	PIII
Laboratory Work Order			RCRA	5080418	5084068	5085669	5087438	5088520	5089822	5094734	5096521	5098077	5099367	50101099	50102757	50104047	50105553	50106875	50109364	5012893	5014085	5015175
Laboratory Sample ID				5080418008	5084068008	5085669008	5087438008	5088520008	5089822008	5094734010	5096521008	5098077008	5099367008	50101099008	50102757008	50104047008	50105553008	50106875008	50109364008	50852979	50981240	501095145
Sample Type	Units	SFAL	Ecological																			
BTEX and VOCs																						
Benzene	µg/L	100 ^A	114 ^B _f	< 0.50	< 0.50	< 0.50	< 0.50	< 0.50	< 5.0	< 0.50	< 0.50	< 0.50	< 0.50	< 0.50	< 0.50	< 0.50	< 0.50	< 0.50	<0.50	< 0.50	33.	17.
Toluene	µg/L	2000 ^A	253 ^B _f	< 1.0	< 1.0	< 1.0	< 1.0	< 1.0	< 5.0	< 1.0	< 1.0	< 1.0	< 1.0	< 1.0	< 1.0	< 1.0	< 1.0	< 1.0	<1.0	< 0.50	< 5.0	< 5.0
Ethylbenzene	µg/L	1000 ^A	14 ^B _{oz}	< 0.50	< 0.50	< 0.50	< 0.50	< 0.50	< 5.0	< 0.50	< 0.50	< 0.50	< 0.50	< 0.50	< 0.50	< 0.50	< 0.50	< 0.50	<0.50	< 0.50	< 5.0	< 5.0
Xylene, m & p-	µg/L	n/v	n/v	-	-	-	-	-	-	-	-	-	-	-	-	-	-	-	-	< 0.50	< 5.0	< 5.0
Xylene, o-	µg/L	n/v	n/v	-	-	-	-	-	-	-	-	-	-	-	-	-	-	-	-	< 0.50	< 5.0	< 5.0
Xylenes, Total	µg/L	40000 ^A	27 ^B _{dz}	< 1.5	< 1.5	< 1.5	< 1.5	< 1.5	< 10.0	< 1.5	< 1.5	< 1.5	< 1.5	< 1.5	< 1.5	< 1.5	< 1.5	< 1.5	<1.5	-	-	-
Methyl tert-butyl ether (MTBE)	µg/L	n/v	n/v	-	-	-	-	-	-	-	-	-	-	-	-	-	-	-	-	< 1.0	< 4.0	< 4.0
Naphthalene	µg/L	100 ^A	13 ^B _{az}	-	-	-	-	-	-	-	-	-	-	-	-	-	-	-	-	-	-	-
Polycyclic Aromatic Hydrocarbons																						
Acenaphthene	µg/L	2100 ^A	38 ^B _a	< 1.0 J	< 1.0	< 1.0	< 1.0	< 1.0 J	< 1.0 J	< 1.0	< 1.0	< 1.0	< 1.0	< 1.0	< 1.0	< 1.0	< 1.0	< 1.0	<1.0	-	-	-
Acenaphthylene	µg/L	n/v	4840 ^B _b	< 1.0 J	< 1.0	< 1.0	< 1.0	< 1.0 J	< 1.0 J	< 1.0	< 1.0	< 1.0	< 1.0	< 1.0	< 1.0	< 1.0	< 1.0	< 1.0	<1.0	-	-	-
Anthracene	µg/L	11000 ^A	0.035 ^B _f	< 0.10 J	< 0.10	< 0.10	< 0.10	< 0.10 J	< 0.10 J	< 0.10	< 0.10	< 0.10	< 0.10	< 0.10	< 0.10	< 0.10	< 0.10	< 0.10	<0.10	-	-	-
Benzo(a)anthracene	µg/L	0.1 ^A	0.025 ^B _{cz}	< 0.10 J	< 0.10	< 0.10	< 0.10	< 0.10 J	< 0.10 J	< 0.10	< 0.10	< 0.10	< 0.10	< 0.10	< 0.10	< 0.10	< 0.10	< 0.10	<0.10	-	-	-
Benzo(a)pyrene	µg/L	0.2 ^A	0.014 ^B _n	< 0.10 J	< 0.10	< 0.10	< 0.10	< 0.10 J	< 0.10 J	< 0.10	< 0.10	< 0.10	< 0.10	< 0.10	< 0.10	< 0.10	< 0.10	< 0.10	<0.10	-	-	-
Benzo(b)fluoranthene	µg/L	0.2 ^A	9.07 ^B _b	< 0.10 J	< 0.10	< 0.10	< 0.10	< 0.10 J	< 0.10 J	< 0.10	< 0.10	< 0.10	0.051 NJ	< 0.10	< 0.10	< 0.10	< 0.10	< 0.10	<0.10	-	-	-
Benzo(g,h,i)perylene	µg/L	n/v	7.64 ^B _b	< 0.10 J	< 0.10	< 0.10	< 0.10	< 0.10 J	< 0.10 J	< 0.10	< 0.10	< 0.10	0.055 NJ	< 0.10	< 0.10	< 0.10	< 0.10	< 0.10	<0.10	-	-	-
Benzo(k)fluoranthene	µg/L	0.2 ^A	n/v	< 0.10 J	< 0.10	< 0.10	< 0.10	< 0.10 J	< 0.10 J	< 0.10	< 0.10	< 0.10	< 0.10	< 0.10	< 0.10	< 0.10	< 0.10	< 0.10	<0.10	-	-	-
Chrysene	µg/L	0.2 ^A	n/v	< 0.50 J	< 0.50	< 0.50	< 0.50	< 0.50 J	< 0.50 J	< 0.50	< 0.50	< 0.50	< 0.50	< 0.50	< 0.50	< 0.50	< 0.50	< 0.50	<0.51	-	-	-
Dibenzo(a,h)anthracene	µg/L	0.3 ^A	n/v	< 0.10 J	< 0.10	< 0.10	< 0.10	< 0.10 J	< 0.10 J	< 0.10	< 0.10	< 0.10	< 0.10	< 0.10	< 0.10	< 0.10	< 0.10	< 0.10	<0.10	-	-	-
Fluoranthene	µg/L	n/v	1.9 ^B _{fz}	< 1.0 J	< 1.0	< 1.0	< 1.0	< 1.0 J	< 1.0 J	< 1.0	< 1.0	< 1.0	< 1.0	< 1.0	< 1.0	< 1.0	< 1.0	< 1.0	<1.0	-	-	-
Fluorene	µg/L	1400 ^A	19 ^B _d	< 1.0 J	< 1.0	< 1.0	< 1.0	< 1.0 J	< 1.0 J	< 1.0	< 1.0	< 1.0	< 1.0	< 1.0	< 1.0	< 1.0	< 1.0	< 1.0	<1.0	-	-	-
Indeno(1,2,3-cd)pyrene	µg/L	0.4 ^A	4.31 ^B _b	< 0.10 J	< 0.10	< 0.10	< 0.10	< 0.10 J	< 0.10 J	< 0.10	< 0.10	< 0.10	< 0.10	< 0.10	< 0.10	< 0.10	< 0.10	< 0.10	<0.10	-	-	-
Naphthalene	µg/L	100 ^A	13 ^B _{az}	< 1.0 J	< 1.0 J	< 1.0 J	< 1.0	< 1.0 J	< 1.0 J	< 1.0	< 1.0	< 1.0	< 1.0	< 1.0	< 1.0	< 1.0	< 1.0	< 1.0	<1.0	-	-	-
Phenanthrene	µg/L	n/v	3.6 ^B _b	< 1.0 J	< 1.0	< 1.0	< 1.0	< 1.0 J	< 1.0 J	< 1.0	< 1.0	< 1.0	< 1.0	< 1.0	< 1.0	< 1.0	< 1.0	< 1.0	<1.0	-	-	-
Pyrene	µg/L	1100 ^A	0.3 ^B _a	< 1.0 J	< 1.0	< 1.0	< 1.0	< 1.0 J	< 1.0 J	< 1.0	< 1.0	< 1.0	< 1.0	< 1.0	< 1.0	< 1.0	< 1.0	< 1.0	<1.0	-	-	-

See notes on last page

TABLE 2
CUMULATIVE SURFACE WATER ANALYTICAL RESULTS - BTEX AND PAHs
Jan 21, 2015
BP Products North America Inc.
Site #215 - Indianapolis Terminal
2500 N. Tibbs Avenue
Indianapolis, Marion County, IN 46222
Stantec Project No.: 182612296

Sample Location				2A																	
Sample Date				5-Jul-01	10-Aug-01	11-Oct-01	29-Jan-02	11-Mar-02	28-May-02	25-Jul-02	25-Sep-02	27-Nov-02	25-Mar-03	28-May-03	23-Jul-03	28-Jan-04	15-Apr-04	15-Jun-04	24-Aug-04	20-Oct-04	30-Dec-04
Sample ID				SS#215 SURFACE-2	SS#216 SURFACE-2	CREEK#2	SURFACE-2	SURF-2	CREEK-2	2-B	2-A	2-A	2-A	2A:W052803	2A:W072303	2A:W012804	2-A	2A:W061504	2A:W082404	2A:W102004	2A:W123004
Sampling Company				BP	BP	BP	BP	BP	BP	BP	BP	BP	BP	BP	BP	BP	BP	BP	BP	BP	BP
Laboratory			USEPA	PIII	PIII	PIII	PIII	PIII	PIII	PIII	PIII	PIII	PIII	PIII	PIII	PIII	PIII	PIII	PIII	PIII	PIII
Laboratory Work Order			Region 5	5015506	5016055	5017080	5018831	5019424	5020591	5021631	5022710	5023962	5026190	5027622	5029002	5033009	5034825	5036363	5038107	5039682	5041190
Laboratory Sample ID			RCRA	501128631	501187264	501294482	501481949	501555890	501681696	501793194	501905111	502041502	502294507	502463722	502627581	503119059	503330441	503522229	503740094	503934655	504125600
Sample Type	Units	SFAL	Ecological																		
BTEX and VOCs																					
Benzene	µg/L	100 ^A	114 ^{B_f}	< 1.0	51.	< 1.0	15.	5.8	69.	41.	24.	13.	11.	34.	13.	18.	39.	9.6	28.	9.1	1.8
Toluene	µg/L	2000 ^A	253 ^{B_f}	< 5.0	< 5.0	< 5.0	< 5.0	< 5.0	< 5.0	0.53	< 0.50	< 0.50	0.55	0.63 B	< 1.0	< 1.0	< 1.0	< 1.0	< 1.0	< 1.0	< 1.0
Ethylbenzene	µg/L	1000 ^A	14 ^{B_{oz}}	< 5.0	< 5.0	< 5.0	< 5.0	< 5.0	< 5.0	< 0.50	< 0.50	< 0.50	< 0.50	< 0.50	0.79	< 0.50	< 0.50	< 0.50	< 0.50	1.5	< 0.50
Xylene, m & p-	µg/L	n/v	n/v	< 5.0	< 5.0	< 5.0	< 5.0	< 5.0	< 5.0	< 0.50	< 0.50	0.59	< 0.50	1.6	< 0.50	< 1.0	< 1.0	< 1.0	1.2	< 1.0	< 1.0
Xylene, o-	µg/L	n/v	n/v	< 5.0	< 5.0	< 5.0	< 5.0	< 5.0	< 5.0	< 0.50	< 0.50	< 0.50	< 0.50	< 0.50	< 0.50	< 0.50	< 0.50	< 0.50	< 0.50	< 0.50	< 0.50
Xylenes, Total	µg/L	40000 ^A	27 ^{B_{dz}}	-	-	-	-	-	-	-	-	-	-	-	-	-	-	-	-	-	-
Methyl tert-butyl ether (MTBE)	µg/L	n/v	n/v	< 4.0	< 4.0	< 4.0	n/v	< 4.0	< 4.0	-	-	-	-	-	-	< 1.0	< 1.0	< 1.0	< 1.0	< 1.0	< 1.0
Naphthalene	µg/L	100 ^A	13 ^{B_{oz}}	-	-	-	-	-	-	< 1.0	< 1.0	< 1.0	< 1.0	< 1.0	< 1.0	< 1.0	< 1.0	< 1.0	-	< 1.0	< 1.0
Polycyclic Aromatic Hydrocarbons																					
Acenaphthene	µg/L	2100 ^A	38 ^{B_a}	-	-	-	-	-	-	-	-	-	-	-	-	-	-	-	-	-	-
Acenaphthylene	µg/L	n/v	4840 ^{B_b}	-	-	-	-	-	-	-	-	-	-	-	-	-	-	-	-	-	-
Anthracene	µg/L	11000 ^A	0.035 ^{B_f}	-	-	-	-	-	-	-	-	-	-	-	-	-	-	-	-	-	-
Benzo(a)anthracene	µg/L	0.1 ^A	0.025 ^{C_f}	-	-	-	-	-	-	-	-	-	-	-	-	-	-	-	-	-	-
Benzo(a)pyrene	µg/L	0.2 ^A	0.014 ^{B_b}	-	-	-	-	-	-	-	-	-	-	-	-	-	-	-	-	-	-
Benzo(b)fluoranthene	µg/L	0.2 ^A	9.07 ^{B_b}	-	-	-	-	-	-	-	-	-	-	-	-	-	-	-	-	-	-
Benzo(g,h,i)perylene	µg/L	n/v	7.64 ^{B_b}	-	-	-	-	-	-	-	-	-	-	-	-	-	-	-	-	-	-
Benzo(k)fluoranthene	µg/L	0.2 ^A	n/v	-	-	-	-	-	-	-	-	-	-	-	-	-	-	-	-	-	-
Chrysene	µg/L	0.2 ^A	n/v	-	-	-	-	-	-	-	-	-	-	-	-	-	-	-	-	-	-
Dibenzo(a,h)anthracene	µg/L	0.3 ^A	n/v	-	-	-	-	-	-	-	-	-	-	-	-	-	-	-	-	-	-
Fluoranthene	µg/L	n/v	1.9 ^{B_{fz}}	-	-	-	-	-	-	-	-	-	-	-	-	-	-	-	-	-	-
Fluorene	µg/L	1400 ^A	19 ^{B_d}	-	-	-	-	-	-	-	-	-	-	-	-	-	-	-	-	-	-
Indeno(1,2,3-cd)pyrene	µg/L	0.4 ^A	4.31 ^{B_b}	-	-	-	-	-	-	-	-	-	-	-	-	-	-	-	-	-	-
Naphthalene	µg/L	100 ^A	13 ^{B_{az}}	-	-	-	-	-	-	-	-	-	-	-	-	-	-	-	-	-	-
Phenanthrene	µg/L	n/v	3.6 ^{B_f}	-	-	-	-	-	-	-	-	-	-	-	-	-	-	-	-	-	-
Pyrene	µg/L	1100 ^A	0.3 ^{B_a}	-	-	-	-	-	-	-	-	-	-	-	-	-	-	-	-	-	-

See notes on last page

TABLE 2
CUMULATIVE SURFACE WATER ANALYTICAL RESULTS - BTEX AND PAHs
Jan 21, 2015
BP Products North America Inc.
Site #215 - Indianapolis Terminal
2500 N. Tibbs Avenue
Indianapolis, Marion County, IN 46222
Stantec Project No.: 182612296

Sample Location					24-Feb-05	12-May-05	8-Jul-05	30-Sep-05	10-Nov-05	18-Jan-06	30-Mar-06	24-May-06	27-Jul-06	21-Sep-06	30-Jan-07	21-Mar-07	31-May-07	31-Jul-07	13-Sep-07	25-Jun-08	22-Sep-08
Sample Date					2A:W022405	2A:W051205	2A:W070805	2A:W093005	2A:W111005	2A:W011806	2A:W033006	2A:W052406	2A:W072706	2A:W092106	2A	2A	2A	2A	2A	2A	2A
Sample ID					2A:W022405	2A:W051205	2A:W070805	2A:W093005	2A:W111005	2A:W011806	2A:W033006	2A:W052406	2A:W072706	2A:W092106	2A	2A	2A	2A	2A	2A	2A
Sampling Company					BP	BP	BP	BP	BP	BP	BP	BP	BP	BP	BP	BP	BP	BP	BP	BP	BP
Laboratory			USEPA		PIII	PIII	PIII	PIII	PIII	PIII	PIII	PIII	PIII	PIII	PIII	PIII	PIII	PIII	PIII	PIII	PIII
Laboratory Work Order			Region 5		5042299	5043959	5045397	5047586	5048774	5050467	5052061	5053408	5054931	5056348	501046	502323	504194	505893	507210	5016219	5019112
Laboratory Sample ID			RCRA		504264805	504475419	504661455	504934001	505080028	505298604	505513713	505674903	505862615	506038280	501046002	502323003	504194003	505893002	507210003	5016219002	5019112002
Sample Type	Units	SFAL	Ecological																		
BTEX and VOCs																					
Benzene	µg/L	100 ^A	114 ^B _f		14.	19.	32.	4.5	15.	1.4	7.8	11.0	4.8	1.1	14.3	4.6	27.5	21.3	11.6	16.4	19.4
Toluene	µg/L	2000 ^A	253 ^B _f		< 1.0	< 1.0	< 1.0	< 1.0	< 1.0	< 1.0	< 1.0	< 1.0	< 1.0	< 1.0	< 1.0	< 1.0	< 1.0	< 1.0	< 1.0	< 1.0	< 1.0
Ethylbenzene	µg/L	1000 ^A	14 ^B _{oz}		< 0.50	< 0.50	0.75	< 0.50	< 0.50	< 0.50	< 0.50	< 0.50	< 0.50	< 0.50	< 0.50	< 0.50	< 0.50	< 0.50	< 0.50	< 0.50	< 0.50
Xylene, m & p-	µg/L	n/v	n/v		< 1.0	< 1.0	2.0	n/v	< 1.0	< 1.0	< 1.0	< 1.0	< 1.0	< 1.0	-	-	-	-	-	-	-
Xylene, o-	µg/L	n/v	n/v		< 0.50	< 0.50	< 0.50	n/v	< 0.50	< 0.50	< 0.50	< 0.50	< 0.50	< 0.50	-	-	-	-	-	-	-
Xylenes, Total	µg/L	40000 ^A	27 ^B _{dz}		-	-	-	< 1.5	-	-	-	-	-	-	< 1.5	< 1.5	< 1.5	< 1.5	< 1.5	< 1.5	< 1.5
Methyl tert-butyl ether (MTBE)	µg/L	n/v	n/v		< 1.0	< 1.0	1.8	n/v	< 1.0	< 1.0	< 1.0	< 1.0	< 1.0	< 1.0	< 1.0	< 1.0	< 1.0	< 1.0	< 1.0	< 1.0	< 1.0
Naphthalene	µg/L	100 ^A	13 ^B _{az}		< 1.0	< 1.0	< 1.0	-	< 1.0	< 1.0	< 1.0	< 1.0	1.3	< 1.0	-	-	-	-	-	-	-
Polycyclic Aromatic Hydrocarbons																					
Acenaphthene	µg/L	2100 ^A	38 ^B _a		-	-	-	-	-	-	-	-	-	-	-	-	-	-	-	-	-
Acenaphthylene	µg/L	n/v	4840 ^B _b		-	-	-	n/v	-	-	-	-	-	-	-	-	-	-	-	-	-
Anthracene	µg/L	11000 ^A	0.035 ^B _f		-	-	-	-	-	-	-	-	-	-	-	-	-	-	-	-	-
Benzo(a)anthracene	µg/L	0.1 ^A	0.025 ^B _{cz}		-	-	-	-	-	-	-	-	-	-	-	-	-	-	-	-	-
Benzo(a)pyrene	µg/L	0.2 ^A	0.014 ^B _n		-	-	-	-	-	-	-	-	-	-	-	-	-	-	-	-	-
Benzo(b)fluoranthene	µg/L	0.2 ^A	9.07 ^B _b		-	-	-	-	-	-	-	-	-	-	-	-	-	-	-	-	-
Benzo(g,h,i)perylene	µg/L	n/v	7.64 ^B _b		-	-	-	-	-	-	-	-	-	-	-	-	-	-	-	-	-
Benzo(k)fluoranthene	µg/L	0.2 ^A	n/v		-	-	-	n/v	-	-	-	-	-	-	-	-	-	-	-	-	-
Chrysene	µg/L	0.2 ^A	n/v		-	-	-	n/v	-	-	-	-	-	-	-	-	-	-	-	-	-
Dibenzo(a,h)anthracene	µg/L	0.3 ^A	n/v		-	-	-	n/v	-	-	-	-	-	-	-	-	-	-	-	-	-
Fluoranthene	µg/L	n/v	1.9 ^B _{tz}		-	-	-	n/v	-	-	-	-	-	-	-	-	-	-	-	-	-
Fluorene	µg/L	1400 ^A	19 ^B _d		-	-	-	-	-	-	-	-	-	-	-	-	-	-	-	-	-
Indeno(1,2,3-cd)pyrene	µg/L	0.4 ^A	4.31 ^B _b		-	-	-	-	-	-	-	-	-	-	-	-	-	-	-	-	-
Naphthalene	µg/L	100 ^A	13 ^B _{az}		-	-	-	n/v	-	-	-	-	-	-	-	-	-	-	-	-	-
Phenanthrene	µg/L	n/v	3.6 ^B _b		-	-	-	n/v	-	-	-	-	-	-	-	-	-	-	-	-	-
Pyrene	µg/L	1100 ^A	0.3 ^B _a		-	-	-	-	-	-	-	-	-	-	-	-	-	-	-	-	-

See notes on last page

TABLE 2
CUMULATIVE SURFACE WATER ANALYTICAL RESULTS - BTEX AND PAHs
Jan 21, 2015
BP Products North America Inc.
Site #215 - Indianapolis Terminal
2500 N. Tibbs Avenue
Indianapolis, Marion County, IN 46222
Stantec Project No.: 182612296

Sample Location					30-Dec-08	26-Mar-09	29-Jul-09	15-Oct-09	20-Jan-10	6-May-10	3-Nov-10	2-Mar-11	25-May-11	31-Aug-11	8-Dec-11 BPIT- DOWNSTREAM- 120811	7-Feb-12	14-Feb-12	22-Feb-12	28-Feb-12	6-Mar-12	14-Mar-12
Sample Date					2A	2A	Downstream	Downstream	Downstream	Downstream	Downstream	Downstream	Downstream	Downstream	DOWNSTREAM- 120811	BP-IT-2A-020712	BPIT-2A-021412	BPIT-2A-022212	BPIT-2A-022812	BPIT-2A-030612	BPIT-2A-031412
Sample ID					BP	BP	BP	BP	BP	BP	BP	STANTEC	STANTEC	STANTEC	STANTEC	STANTEC	STANTEC	STANTEC	STANTEC	STANTEC	STANTEC
Sampling Company				USEPA	PIII	PIII	PIII	PIII	PIII	PIII	PIII	PIII	PIII	PIII	PIII	PIII	PIII	PIII	PIII	PIII	PIII
Laboratory				Region 5	5022178	5024682	5028760	5031299	5034067	5037259	5043166	5046351	5049053	5052233	5055736	5058232	5058509	5058904	5059171	5059490	5059979
Laboratory Work Order				RCRA	5022178002	5024682002	5028760001	5031299003	5034067001	5037259001	5043166001	5046351001	5049053001	5052233001	5055736002	5058232002	5058509002	5058904002	5059171002	5059490002	5059979002
Laboratory Sample ID																					
Sample Type	Units	SFAL	Ecological																		
BTEX and VOCs																					
Benzene	µg/L	100 ^A	114 ^B _f		2.0	3.5	3.8	2.1	4.4	3.9	11.8	2.2	6.8	< 0.50	3.4	5.3	6.6	4.5	8.7	4.6	4.4
Toluene	µg/L	2000 ^A	253 ^B _f		< 1.0	< 1.0	< 1.0	< 1.0	< 1.0	< 1.0	< 1.0	< 1.0	< 1.0	< 1.0	< 1.0	< 1.0	< 1.0	< 1.0	< 1.0	< 1.0	< 1.0
Ethylbenzene	µg/L	1000 ^A	14 ^B _{oz}		< 0.50	< 0.50	< 0.50	< 0.50	< 0.50	< 0.50	< 0.50	< 0.50	< 0.50	< 0.50	< 0.50	< 0.50	< 0.50	< 0.50	< 0.50	< 0.50	< 0.50
Xylene, m & p-	µg/L	n/v	n/v		-	-	-	-	-	-	-	-	-	-	-	-	-	-	-	-	-
Xylene, o-	µg/L	n/v	n/v		-	-	-	-	-	-	-	-	-	-	-	-	-	-	-	-	-
Xylenes, Total	µg/L	40000 ^A	27 ^B _{dz}		< 1.5	< 1.5	< 1.5	< 1.5	< 1.5	< 1.5	< 1.5	< 1.5	< 1.5	< 1.5	< 1.5	< 1.5	< 1.5	< 1.5	< 1.5	< 1.5	< 1.5
Methyl tert-butyl ether (MTBE)	µg/L	n/v	n/v		< 1.0	< 1.0	< 1.0	n/v	< 1.0	< 1.0	< 1.0	< 1.0	< 1.0	< 1.0	< 1.0	-	-	-	-	-	-
Naphthalene	µg/L	100 ^A	13 ^B _{az}		-	-	-	-	-	-	-	-	-	-	-	-	-	-	-	-	-
Polycyclic Aromatic Hydrocarbons																					
Acenaphthene	µg/L	2100 ^A	38 ^B _a		-	-	-	-	-	-	-	-	-	< 1.0	-	< 1.0	< 1.0	< 1.0	< 1.0	< 1.0	< 1.0
Acenaphthylene	µg/L	n/v	4840 ^B _b		-	-	-	-	-	-	-	-	-	< 1.0	-	< 1.0	< 1.0	< 1.0	< 1.0	< 1.0	< 1.0
Anthracene	µg/L	11000 ^A	0.035 ^B _f		-	-	-	-	-	-	-	-	-	< 0.10	-	< 0.10	< 0.10	< 0.10	< 0.10	< 0.10	< 0.10
Benzo(a)anthracene	µg/L	0.1 ^A	0.025 ^B _{cz}		-	-	-	-	-	-	-	-	-	< 0.10	-	< 0.10	< 0.10	< 0.10	< 0.10	< 0.10	< 0.10
Benzo(a)pyrene	µg/L	0.2 ^A	0.014 ^B _n		-	-	-	-	-	-	-	-	-	< 0.10	-	< 0.10	0.061 NJ ^B	< 0.10	< 0.10	< 0.10	< 0.10
Benzo(b)fluoranthene	µg/L	0.2 ^A	9.07 ^B _b		-	-	-	-	-	-	-	-	-	< 0.10	-	< 0.10	0.11	< 0.10	< 0.10	< 0.10	< 0.10
Benzo(g,h,i)perylene	µg/L	n/v	7.64 ^B _b		-	-	-	-	-	-	-	-	-	< 0.10	-	< 0.10	0.082 NJ	< 0.10	< 0.10	< 0.10	< 0.10
Benzo(k)fluoranthene	µg/L	0.2 ^A	n/v		-	-	-	-	-	-	-	-	-	< 0.10	-	< 0.10	0.083 NJ	< 0.10	< 0.10	< 0.10	< 0.10
Chrysene	µg/L	0.2 ^A	n/v		-	-	-	-	-	-	-	-	-	< 0.50	-	< 0.51	< 0.51	< 0.50	< 0.50	< 0.50	< 0.50
Dibenzo(a,h)anthracene	µg/L	0.3 ^A	n/v		-	-	-	-	-	-	-	-	-	< 0.10	-	< 0.10	< 0.10	< 0.10	< 0.10	< 0.10	< 0.10
Fluoranthene	µg/L	n/v	1.9 ^B _{fz}		-	-	-	-	-	-	-	-	-	< 1.0	-	< 1.0	< 1.0	< 1.0	< 1.0	< 1.0	< 1.0
Fluorene	µg/L	1400 ^A	19 ^B _d		-	-	-	-	-	-	-	-	-	< 1.0	-	< 1.0	< 1.0	< 1.0	< 1.0	< 1.0	< 1.0
Indeno(1,2,3-cd)pyrene	µg/L	0.4 ^A	4.31 ^B _b		-	-	-	-	-	-	-	-	-	< 0.10	-	< 0.10	0.067 NJ	< 0.10	< 0.10	< 0.10	< 0.10
Naphthalene	µg/L	100 ^A	13 ^B _{az}		-	-	-	-	-	-	-	-	-	< 1.0	-	< 1.0	< 1.0	< 1.0	< 1.0	< 1.0	< 1.0
Phenanthrene	µg/L	n/v	3.6 ^B _b		-	-	-	-	-	-	-	-	-	< 1.0	-	< 1.0	< 1.0	< 1.0	< 1.0	< 1.0	< 1.0
Pyrene	µg/L	1100 ^A	0.3 ^B _a		-	-	-	-	-	-	-	-	-	< 1.0	-	< 1.0	< 1.0	< 1.0	< 1.0	< 1.0	< 1.0

See notes on last page

TABLE 2
CUMULATIVE SURFACE WATER ANALYTICAL RESULTS - BTEX AND PAHs
Jan 21, 2015
BP Products North America Inc.
Site #215 - Indianapolis Terminal
2500 N. Tibbs Avenue
Indianapolis, Marion County, IN 46222
Stantec Project No.: 182612296

Sample Location Sample Date				2A																
				3-Apr-12	15-May-12	12-Jun-12	25-Jun-12	14-Aug-12	4-Sep-12	11-Dec-12	26-Feb-13	15-Mar-13	9-Apr-13	14-May-13	24-Jul-13	23-Aug-13	25-Sep-13	17-Oct-13	13-Nov-13	17-Mar-14
Sample ID				BPIT-2A-040312	BPIT-2A-051512	BPIT-2A-061212	BPIT-LEC2A-062512S	BPIT-LEC2A-081412	BPIT-LEC2A-090412	BPIT-LEC2A-121112	BPIT-LEC2A-022613	BPIT-LEC2A-031513	BPIT-LEC2A-040913	BPIT-LEC2A-051413	BPIT-LEC2A-072413	BPIT-LEC2A-082313	BPIT-LEC2A-092513	BPIT-LEC2A-101713	BPIT-LEC2A-111313	BPIT-LEC 2A-031714
Sampling Company				STANTEC	STANTEC	STANTEC	STANTEC	STANTEC	STANTEC	STANTEC	STANTEC	STANTEC	STANTEC	STANTEC	STANTEC	STANTEC	STANTEC	STANTEC	STANTEC	STANTEC
Laboratory			USEPA	PIII	PIII	PIII	PIII	PIII	PIII	PIII	PIII	PIII	PIII	PIII	PIII	PIII	PIII	PIII	PIII	PIII
Laboratory Work Order			Region 5	5061000	5062957	5064373	5065060	5067503	5068540	5073543	5076736	5077586	5078625	5080418	5084068	5085669	5087438	5088520	5089822	5094734
Laboratory Sample ID			RCRA	5061000002	5062957002	5064373001	5065060003	5067503007	5068540002	5073543002	5076736002	5077586002	5078625002	5080418002	5084068002	5085669002	5087438002	5088520002	5089822002	5094734004
Sample Type	Units	SFAL	Ecological																	
BTEX and VOCs																				
Benzene	µg/L	100 ^A	114 ^B _f	< 0.50	5.9	< 0.50	1.4	< 0.50	< 5.0	< 0.50	< 0.50	< 0.50	< 0.50	< 0.50	< 0.50	< 0.50	< 0.50	< 0.50	< 5.0	< 0.50
Toluene	µg/L	2000 ^A	253 ^B _f	< 1.0	< 1.0	< 1.0	< 1.0	< 1.0	< 5.0	< 1.0	< 1.0	< 1.0	< 1.0	< 1.0	< 1.0	< 1.0	< 1.0	< 1.0	< 5.0	< 1.0
Ethylbenzene	µg/L	1000 ^A	14 ^B _{oz}	< 0.50	< 0.50	< 0.50	< 0.50	< 0.50	< 5.0	< 0.50	< 0.50	< 0.50	< 0.50	< 0.50	< 0.50	< 0.50	< 0.50	< 0.50	< 5.0	< 0.50
Xylene, m & p-	µg/L	n/v	n/v	-	-	-	-	-	-	-	-	-	-	-	-	-	-	-	-	-
Xylene, o-	µg/L	n/v	n/v	-	-	-	-	-	-	-	-	-	-	-	-	-	-	-	-	-
Xylenes, Total	µg/L	40000 ^A	27 ^B _{dz}	< 1.5	< 1.5	< 1.5	< 1.5	< 1.5	< 10.0	< 1.5	< 1.5	< 1.5	< 1.5	< 1.5	< 1.5	< 1.5	< 1.5	< 1.5	< 10.0	< 1.5
Methyl tert-butyl ether (MTBE)	µg/L	n/v	n/v	-	-	-	-	-	-	-	-	-	-	-	-	-	-	-	-	-
Naphthalene	µg/L	100 ^A	13 ^B _{az}	-	-	-	-	-	-	-	-	-	-	-	-	-	-	-	-	-
Polycyclic Aromatic Hydrocarbons																				
Acenaphthene	µg/L	2100 ^A	38 ^B _a	< 1.0	< 1.0	< 1.0	< 1.0	< 1.0	< 1.0	< 1.0	< 1.0 J	< 1.0	< 1.0 J	< 1.0	< 1.0	< 1.0 J	< 1.0	< 1.0 J	< 1.0	< 1.0
Acenaphthylene	µg/L	n/v	4840 ^B _b	< 1.0	< 1.0	< 1.0	< 1.0	< 1.0	< 1.0	< 1.0	< 1.0 J	< 1.0	< 1.0 J	< 1.0	< 1.0	< 1.0 J	< 1.0	< 1.0 J	< 1.0	< 1.0
Anthracene	µg/L	11000 ^A	0.035 ^B _i	< 0.10	< 0.10	< 0.10	< 0.10	< 0.10	0.052 NJ ^B	< 0.10	< 0.10 J	< 0.10	< 0.10 J	< 0.10	< 0.10	< 0.10 J	< 0.10	< 0.10 J	< 0.10	< 0.10
Benzo(a)anthracene	µg/L	0.1 ^A	0.025 ^B _{cz}	< 0.10	< 0.10	< 0.10	< 0.10	< 0.10	< 0.10	0.055 NJ ^B	0.061 NJ ^B	< 0.10	< 0.10 J	< 0.10	< 0.10	< 0.10 J	< 0.10	< 0.10 J	< 0.10	< 0.10
Benzo(a)pyrene	µg/L	0.2 ^A	0.014 ^B _h	< 0.10	< 0.10	< 0.10	< 0.10	< 0.10	< 0.10	< 0.10	0.068 NJ ^B	< 0.10	< 0.10 J	< 0.10	< 0.10	< 0.10 J	< 0.10	< 0.10 J	< 0.10	< 0.10
Benzo(b)fluoranthene	µg/L	0.2 ^A	9.07 ^B _b	< 0.10	< 0.10	< 0.10	< 0.10	< 0.10	< 0.10	0.057 NJ	0.14 J	< 0.10	< 0.10 J	< 0.10	< 0.10	< 0.10 J	< 0.10	< 0.10 J	< 0.10	< 0.10
Benzo(g,h,i)perylene	µg/L	n/v	7.64 ^B _b	< 0.10	< 0.10	< 0.10	< 0.10	< 0.10	< 0.10	0.050 NJ	0.091 NJ	< 0.10	< 0.10 J	< 0.10	< 0.10	< 0.10 J	< 0.10	< 0.10 J	< 0.10	< 0.10
Benzo(k)fluoranthene	µg/L	0.2 ^A	n/v	< 0.10	< 0.10	< 0.10	< 0.10	< 0.10	< 0.10	0.055 NJ	0.086 NJ	< 0.10	< 0.10 J	< 0.10	< 0.10	< 0.10 J	< 0.10	< 0.10 J	< 0.10	< 0.10
Chrysene	µg/L	0.2 ^A	n/v	< 0.50	< 0.51	< 0.50	< 0.50	< 0.50	< 0.50	< 0.50	< 0.50 J	< 0.50	< 0.50 J	< 0.50	< 0.50	< 0.50 J	< 0.50	< 0.50 J	< 0.50	< 0.50
Dibenzo(a,h)anthracene	µg/L	0.3 ^A	n/v	< 0.10	< 0.10	< 0.10	< 0.10	< 0.10	< 0.10	0.050 NJ	< 0.10 J	< 0.10	< 0.10 J	< 0.10	< 0.10	< 0.10 J	< 0.10	< 0.10 J	< 0.10	< 0.10
Fluoranthene	µg/L	n/v	1.9 ^B _{tz}	< 1.0	< 1.0	< 1.0	< 1.0	< 1.0	< 1.0	< 1.0	< 1.0 J	< 1.0	< 1.0 J	< 1.0	< 1.0	< 1.0 J	< 1.0	< 1.0 J	< 1.0	< 1.0
Fluorene	µg/L	1400 ^A	19 ^B _d	< 1.0	< 1.0	< 1.0	< 1.0	< 1.0	< 1.0	< 1.0	< 1.0 J	< 1.0	< 1.0 J	< 1.0	< 1.0	< 1.0 J	< 1.0	< 1.0 J	< 1.0	< 1.0
Indeno(1,2,3-cd)pyrene	µg/L	0.4 ^A	4.31 ^B _b	< 0.10	< 0.10	< 0.10	< 0.10	< 0.10	< 0.10	0.056 NJ	0.072 NJ	< 0.10	< 0.10 J	< 0.10	< 0.10	< 0.10 J	< 0.10	< 0.10 J	< 0.10	< 0.10
Naphthalene	µg/L	100 ^A	13 ^B _{az}	< 1.0	< 1.0	< 1.0	< 1.0	< 1.0	1.2	< 1.0	< 1.0 J	< 1.0	< 1.0 J	< 1.0	< 1.0 J	< 1.0	< 1.0	< 1.0 J	< 1.0	< 1.0
Phenanthrene	µg/L	n/v	3.6 ^B _b	< 1.0	< 1.0	< 1.0	< 1.0	< 1.0	< 1.0	< 1.0	< 1.0 J	< 1.0	< 1.0 J	< 1.0	< 1.0	< 1.0 J	< 1.0	< 1.0 J	< 1.0	< 1.0
Pyrene	µg/L	1100 ^A	0.3 ^B _a	< 1.0	< 1.0	< 1.0	< 1.0	< 1.0	< 1.0	< 1.0	< 1.0 J	< 1.0	< 1.0 J	< 1.0	< 1.0	< 1.0 J	< 1.0	< 1.0 J	< 1.0	< 1.0

See notes on last page

TABLE 2
CUMULATIVE SURFACE WATER ANALYTICAL RESULTS - BTEX AND PAHs
Jan 21, 2015
BP Products North America Inc.
Site #215 - Indianapolis Terminal
2500 N. Tibbs Avenue
Indianapolis, Marion County, IN 46222
Stantec Project No.: 182612296

Sample Location				2A											2B									
Sample Date				21-Apr-14	21-May-14	16-Jun-14	18-Jul-14	25-Aug-14	19-Sep-14	17-Oct-14	12-Nov-14	17-Dec-14	21-Jan-15	21-Jan-15	6-Mar-12	3-Apr-12	15-May-12	12-Jun-12	27-Jun-12	27-Jun-12	14-Aug-12	4-Sep-12	11-Dec-12	
Sample ID				BPIT-LEC 2A-042114	BPIT-LEC2A-052114	BPIT-LEC2A-061614	BPIT-LEC2A-071814	BPIT_LEC2A-082514	BPIT-LEC2A-091914	BPIT-LEC2A-101714	BPIT-LEC2A-111214	BPIT-LEC2A-121714	BPIT-LEC2A-012115	BPIT-DUP01-012115	BPIT-2B-030612	BPIT-2B-040312	BPIT-2B-051512	BPIT-2B-061212	BPIT-LEC2B-062712	BPIT-DUP05-062712	BPIT-LEC2B-081412	BPIT-LEC2B-090412	BPIT-LEC2B-121112	
Sampling Company			USEPA	STANTEC	STANTEC	STANTEC	STANTEC	STANTEC	STANTEC	STANTEC	STANTEC	STANTEC	STANTEC	STANTEC	STANTEC	STANTEC	STANTEC	STANTEC	STANTEC	STANTEC	STANTEC	STANTEC	STANTEC	
Laboratory			Region 5	PII	PACE	PACE	PACE	PACE	PACE	PACE	PACE	PACE	PACE	PACE	PIII	PIII	PIII	PIII	PIII	PIII	PIII	PIII	PIII	
Laboratory Work Order			RCRA	5096521	5098077	5099367	50101099	50102757	50104047	50105553	50106875	50109364	50111196	50111196	5059490	5061000	5062957	5064373	5065213	5065213	5067503	5068540	5073543	
Laboratory Sample ID				5096521002	5098077002	5099367002	50101099002	50102757002	50104047002	50105553002	50106875002	50109364002	50111196002	50111196003	5059490007	5061000007	5062957007	5064373006	5065213001	5065213002	5067503003	5068540007	5073543007	
Sample Type	Units	SFAL	Ecological											Field Duplicate						Field Duplicate				
BIEX and VOCs																								
Benzene	µg/L	100 ^A	114 ^B _f	< 0.50	< 0.50	0.38 J	< 0.50	< 0.50	< 0.50	< 0.50	< 0.50	<0.50	<0.50	<0.50	< 0.50	< 0.50	< 0.50	< 0.50	< 0.50	< 0.50	< 5.0	< 0.50		
Toluene	µg/L	2000 ^A	253 ^B _f	< 1.0	< 1.0	< 1.0	< 1.0	< 1.0	< 1.0	< 1.0	< 1.0	<1.0	<1.0	<1.0	< 1.0	< 1.0	< 1.0	< 1.0	< 1.0	< 1.0	< 5.0	< 1.0		
Ethylbenzene	µg/L	1000 ^A	14 ^B _{oz}	< 0.50	< 0.50	< 0.50	< 0.50	< 0.50	< 0.50	< 0.50	< 0.50	<0.50	<0.50	<0.50	< 0.50	< 0.50	< 0.50	< 0.50	< 0.50	< 0.50	< 5.0	< 0.50		
Xylene, m & p-	µg/L	n/v	n/v	-	-	-	-	-	-	-	-	-	-	-	-	-	-	-	-	-	-	-		
Xylene, o-	µg/L	n/v	n/v	-	-	-	-	-	-	-	-	-	-	-	-	-	-	-	-	-	-	-		
Xylenes, Total	µg/L	40000 ^A	27 ^B _{dz}	< 1.5	< 1.5	< 1.5	< 1.5	< 1.5	< 1.5	< 1.5	< 1.5	<1.5	<1.5	<1.5	< 1.5	< 1.5	< 1.5	< 1.5	< 1.5	< 1.5	< 10.0	< 1.5		
Methyl tert-butyl ether (MTBE)	µg/L	n/v	n/v	-	-	-	-	-	-	-	-	-	-	-	-	-	-	-	-	-	-	-		
Naphthalene	µg/L	100 ^A	13 ^B _{az}	-	-	-	-	-	-	-	-	-	-	-	-	-	-	-	-	-	-	-		
Polycyclic Aromatic Hydrocarbons																								
Acenaphthene	µg/L	2100 ^A	38 ^B _a	< 1.0	< 1.0	< 1.0	< 1.0	< 1.0	< 1.0	< 1.0	< 1.0	<1.0	<1.0	<1.0	< 1.0	< 1.0	< 1.0	< 1.0	< 1.0	< 1.0	< 1.0	< 1.0		
Acenaphthylene	µg/L	n/v	4840 ^B _b	< 1.0	< 1.0	< 1.0	< 1.0	< 1.0	< 1.0	< 1.0	< 1.0	<1.0	<1.0	<1.0	< 1.0	< 1.0	< 1.0	< 1.0	< 1.0	< 1.0	< 1.0	< 1.0		
Anthracene	µg/L	11000 ^A	0.035 ^B _f	< 0.10	< 0.10	< 0.10	< 0.10	< 0.10	< 0.10	< 0.10	< 0.10	<0.10	<0.10	<0.10	< 0.10	< 0.10	< 0.10	< 0.10	< 0.10	< 0.10	< 0.10	< 0.10		
Benzo(a)anthracene	µg/L	0.1 ^A	0.025 ^B _{cz}	< 0.10	< 0.10	< 0.10	< 0.10	< 0.10	< 0.10	< 0.10	< 0.10	<0.10	<0.10	<0.10	< 0.10	< 0.10	< 0.10	< 0.10	< 0.10	< 0.10	< 0.10	0.054 NJ ^B		
Benzo(a)pyrene	µg/L	0.2 ^A	0.014 ^B _{h1}	< 0.10	< 0.10	< 0.10	< 0.10	< 0.10	< 0.10	< 0.10	< 0.10	<0.10	<0.10	<0.10	< 0.10	< 0.10	< 0.10	< 0.10	< 0.10	< 0.10	< 0.10	< 0.10		
Benzo(b)fluoranthene	µg/L	0.2 ^A	9.07 ^B _b	< 0.10	< 0.10	< 0.10	< 0.10	< 0.10	< 0.10	< 0.10	< 0.10	<0.10	<0.10	<0.10	< 0.10	< 0.10	< 0.10	< 0.10	< 0.10	< 0.10	< 0.10	0.068 NJ		
Benzo(g,h,i)perylene	µg/L	n/v	7.64 ^B _b	< 0.10	< 0.10	< 0.10	< 0.10	< 0.10	< 0.10	< 0.10	< 0.10	<0.10	<0.10	<0.10	< 0.10	< 0.10	< 0.10	< 0.10	< 0.10	< 0.10	< 0.10	0.072 NJ		
Benzo(k)fluoranthene	µg/L	0.2 ^A	n/v	< 0.10	< 0.10	< 0.10	< 0.10	< 0.10	< 0.10	< 0.10	< 0.10	<0.10	<0.10	<0.10	< 0.10	< 0.10	< 0.10	< 0.10	< 0.10	< 0.10	< 0.10	0.075 NJ		
Chrysene	µg/L	0.2 ^A	n/v	< 0.50	< 0.50	< 0.50	< 0.50	< 0.50	< 0.50	< 0.50	< 0.50	<0.50	<0.50	<0.50	< 0.50	< 0.50	< 0.50	< 0.50	< 0.50	< 0.50	< 0.50	< 0.50		
Dibenzo(a,h)anthracene	µg/L	0.3 ^A	n/v	< 0.10	< 0.10	< 0.10	< 0.10	< 0.10	< 0.10	< 0.10	< 0.10	<0.10	<0.10	<0.10	< 0.10	< 0.10	< 0.10	< 0.10	< 0.10	< 0.10	< 0.10	0.071 NJ		
Fluoranthene	µg/L	n/v	1.9 ^B _{fz}	< 1.0	< 1.0	< 1.0	< 1.0	< 1.0	< 1.0	< 1.0	< 1.0	<1.0	<1.0	<1.0	< 1.0	< 1.0	< 1.0	< 1.0	< 1.0	< 1.0	< 1.0	< 1.0		
Fluorene	µg/L	1400 ^A	19 ^B _d	< 1.0	< 1.0	< 1.0	< 1.0	< 1.0	< 1.0	< 1.0	< 1.0	<1.0	<1.0	<1.0	< 1.0	< 1.0	< 1.0	< 1.0	< 1.0	< 1.0	< 1.0	< 1.0		
Indeno(1,2,3-cd)pyrene	µg/L	0.4 ^A	4.31 ^B _b	< 0.10	< 0.10	< 0.10	< 0.10	< 0.10	< 0.10	< 0.10	< 0.10	<0.10	<0.10	<0.10	< 0.10	< 0.10	< 0.10	< 0.10	< 0.10	< 0.10	< 0.10	0.079 NJ		
Naphthalene	µg/L	100 ^A	13 ^B _{az}	< 1.0	< 1.0	< 1.0	< 1.0	< 1.0	< 1.0	< 1.0	< 1.0	<1.0	<1.0	<1.0	< 1.0	< 1.0	< 1.0	< 1.0 J	< 1.0	< 1.0	< 1.0	< 1.0		
Phenanthrene	µg/L	n/v	3.6 ^B _f	< 1.0	< 1.0	< 1.0	< 1.0	< 1.0	< 1.0	< 1.0	< 1.0	<1.0	<1.0	<1.0	< 1.0	< 1.0	< 1.0	< 1.0	< 1.0	< 1.0	< 1.0	< 1.0		
Pyrene	µg/L	1100 ^A	0.3 ^B _a	< 1.0	< 1.0	< 1.0	< 1.0	< 1.0	< 1.0	< 1.0	< 1.0	<1.0	<1.0	<1.0	< 1.0	< 1.0	< 1.0	< 1.0	< 1.0	< 1.0	< 1.0	< 1.0		

See notes on last page

TABLE 2
CUMULATIVE SURFACE WATER ANALYTICAL RESULTS - BTEX AND PAHs
Jan 21, 2015
BP Products North America Inc.
Site #215 - Indianapolis Terminal
2500 N. Tibbs Avenue
Indianapolis, Marion County, IN 46222
Stantec Project No.: 182612296

Sample Location				2B																		
Sample Date				26-Feb-13	15-Mar-13	9-Apr-13	14-May-13	24-Jul-13	23-Aug-13	25-Sep-13	17-Oct-13	13-Nov-13	17-Mar-14	21-Apr-14	21-May-14	16-Jun-14	18-Jul-14	25-Aug-14	19-Sep-14	17-Oct-14	12-Nov-14	17-Dec-14
Sample ID				BPIT-LEC2B-022613	BPIT-LEC2B-031513	BPIT-LEC2B-040913	BPIT-LEC2B-051413	BPIT-LEC2B-072413	BPIT-LEC2B-082313	BPIT-LEC2B-092513	BPIT-LEC2B-101713	BPIT-LEC2B-111313	BPIT-LEC 2B-031714	BPIT-LEC 2B-042114	BPIT-LEC2B-052114	BPIT-LEC2B-061614	BPIT-LEC2B-071814	BPIT_LEC2B-082514	BPIT-LEC2B-091914	BPIT-LEC2B-101714	BPIT-LEC2B-111214	BPIT-LEC2B-121714
Sampling Company				STANTEC	STANTEC	STANTEC	STANTEC	STANTEC	STANTEC	STANTEC	STANTEC	STANTEC	STANTEC	STANTEC	STANTEC	STANTEC	STANTEC	STANTEC	STANTEC	STANTEC	STANTEC	STANTEC
Laboratory			USEPA	PIII	PIII	PIII	PIII	PIII	PIII	PIII	PIII	PIII	PIII	PIII	PII	PACE	PACE	PACE	PACE	PACE	PACE	PACE
Laboratory Work Order			Region 5	5076736	5077586	5078625	5080418	5084068	5085669	5087438	5088520	5089822	5094734	5096521	5098077	5099367	50101099	50102757	50104047	50105553	50106875	50109364
Laboratory Sample ID			RCRA	5076736007	5077586007	5078625007	5080418007	5084068007	5085669007	5087438007	5088520007	5089822007	5094734009	5096521007	5098077007	5099367007	50101099007	50102757007	50104047007	50105553007	50106875007	50109364007
Sample Type	Units	SFAL	Ecological																			
BTEX and VOCs																						
Benzene	µg/L	100 ^A	114 _f ^B	< 0.50	< 0.50	< 0.50	< 0.50	< 0.50	< 0.50	< 0.50	< 0.50	< 5.0	< 0.50	< 0.50	< 0.50	< 0.50	< 0.50	< 0.50	< 0.50	< 0.50	< 0.50	<0.50
Toluene	µg/L	2000 ^A	253 _f ^B	< 1.0	< 1.0	< 1.0	< 1.0	< 1.0	< 1.0	< 1.0	< 1.0	< 5.0	< 1.0	< 1.0	< 1.0	< 1.0	< 1.0	< 1.0	< 1.0	< 1.0	< 1.0	<1.0
Ethylbenzene	µg/L	1000 ^A	14 _{oz} ^B	< 0.50	< 0.50	< 0.50	< 0.50	< 0.50	< 0.50	< 0.50	< 0.50	< 5.0	< 0.50	< 0.50	< 0.50	< 0.50	< 0.50	< 0.50	< 0.50	< 0.50	< 0.50	<0.50
Xylene, m & p-	µg/L	n/v	n/v	-	-	-	-	-	-	-	-	-	-	-	-	-	-	-	-	-	-	-
Xylene, o-	µg/L	n/v	n/v	-	-	-	-	-	-	-	-	-	-	-	-	-	-	-	-	-	-	-
Xylenes, Total	µg/L	40000 ^A	27 _{dz} ^B	< 1.5	< 1.5	< 1.5	< 1.5	< 1.5	< 1.5	< 1.5	< 1.5	< 10.0	< 1.5	< 1.5	< 1.5	< 1.5	< 1.5	< 1.5	< 1.5	< 1.5	< 1.5	<1.5
Methyl tert-butyl ether (MTBE)	µg/L	n/v	n/v	-	-	-	-	-	-	-	-	-	-	-	-	-	-	-	-	-	-	-
Naphthalene	µg/L	100 ^A	13 _{az} ^B	-	-	-	-	-	-	-	-	-	-	-	-	-	-	-	-	-	-	-
Polycyclic Aromatic Hydrocarbons																						
Acenaphthene	µg/L	2100 ^A	38 _a ^B	< 1.0 J	< 1.0	< 1.0 J	< 1.0 J	< 1.0	< 1.0	< 1.0	< 1.0 J	< 1.0 J	< 1.0	< 1.0	< 1.0	< 1.0	< 1.0	< 1.0	< 1.0	< 1.0	< 1.0	<1.0
Acenaphthylene	µg/L	n/v	4840 _b ^B	< 1.0 J	< 1.0	< 1.0 J	< 1.0 J	< 1.0	< 1.0	< 1.0	< 1.0 J	< 1.0 J	< 1.0	< 1.0	< 1.0	< 1.0	< 1.0	< 1.0	< 1.0	< 1.0	< 1.0	<1.0
Anthracene	µg/L	11000 ^A	0.035 _f ^B	< 0.10 J	< 0.10	< 0.10	< 0.10 J	< 0.10	< 0.10	< 0.10	< 0.10 J	< 0.10 J	< 0.10	< 0.10	< 0.10	< 0.10	< 0.10	< 0.10	< 0.10	< 0.10	< 0.10	<0.10
Benzo(a)anthracene	µg/L	0.1 ^A	0.025 _{cz} ^B	< 0.10 J	< 0.10	< 0.10	< 0.10 J	< 0.10	< 0.10	< 0.10	< 0.10 J	< 0.10 J	< 0.10	< 0.10	< 0.10	< 0.10	< 0.10	< 0.10	< 0.10	< 0.10	< 0.10	<0.10
Benzo(a)pyrene	µg/L	0.2 ^A	0.014 _n ^B	< 0.10 J	< 0.10	< 0.10	< 0.10 J	< 0.10	< 0.10	< 0.10	< 0.10 J	< 0.10 J	< 0.10	< 0.10	< 0.10	< 0.10	< 0.10	< 0.10	< 0.10	< 0.10	< 0.10	<0.10
Benzo(b)fluoranthene	µg/L	0.2 ^A	9.07 _b ^B	< 0.10 J	< 0.10	< 0.10	< 0.10 J	< 0.10	< 0.10	< 0.10	< 0.10 J	< 0.10 J	< 0.10	< 0.10	< 0.10	< 0.10	< 0.10	< 0.10	< 0.10	< 0.10	< 0.10	<0.10
Benzo(g,h,i)perylene	µg/L	n/v	7.64 _b ^B	< 0.10 J	< 0.10	< 0.10	< 0.10 J	< 0.10	< 0.10	< 0.10	< 0.10 J	< 0.10 J	< 0.10	< 0.10	< 0.10	< 0.10	< 0.10	< 0.10	< 0.10	< 0.10	< 0.10	<0.10
Benzo(k)fluoranthene	µg/L	0.2 ^A	n/v	< 0.10 J	< 0.10	< 0.10	< 0.10 J	< 0.10	< 0.10	< 0.10	< 0.10 J	< 0.10 J	< 0.10	< 0.10	< 0.10	< 0.10	< 0.10	< 0.10	< 0.10	< 0.10	< 0.10	<0.10
Chrysene	µg/L	0.2 ^A	n/v	< 0.50 J	< 0.50	< 0.50	< 0.50 J	< 0.50	< 0.50	< 0.50	< 0.50 J	< 0.50 J	< 0.50	< 0.50	< 0.50	< 0.50	< 0.50	< 0.50	< 0.50	< 0.50	< 0.50	<0.50
Dibenzo(a,h)anthracene	µg/L	0.3 ^A	n/v	< 0.10 J	< 0.10	< 0.10	< 0.10 J	< 0.10	< 0.10	< 0.10	< 0.10 J	< 0.10 J	< 0.10	< 0.10	< 0.10	< 0.10	< 0.10	< 0.10	< 0.10	< 0.10	< 0.10	<0.10
Fluoranthene	µg/L	n/v	1.9 _{fz} ^B	< 1.0 J	< 1.0	< 1.0	< 1.0 J	< 1.0	< 1.0	< 1.0	< 1.0 J	< 1.0 J	< 1.0	< 1.0	< 1.0	< 1.0	< 1.0	< 1.0	< 1.0	< 1.0	< 1.0	<1.0
Fluorene	µg/L	1400 ^A	19 _d ^B	< 1.0 J	< 1.0	< 1.0	< 1.0 J	< 1.0	< 1.0	< 1.0	< 1.0 J	< 1.0 J	< 1.0	< 1.0	< 1.0	< 1.0	< 1.0	< 1.0	< 1.0	< 1.0	< 1.0	<1.0
Indeno(1,2,3-cd)pyrene	µg/L	0.4 ^A	4.31 _b ^B	< 0.10 J	< 0.10	< 0.10	< 0.10 J	< 0.10	< 0.10	< 0.10	< 0.10 J	< 0.10 J	< 0.10	< 0.10	< 0.10	< 0.10	< 0.10	< 0.10	< 0.10	< 0.10	< 0.10	<0.10
Naphthalene	µg/L	100 ^A	13 _{az} ^B	1.2 J	< 1.0	< 1.0 J	< 1.0 J	< 1.0 J	< 1.0 J	< 1.0	< 1.0 J	< 1.0 J	< 1.0	< 1.0	< 1.0	< 1.0	< 1.0	< 1.0	< 1.0	< 1.0	< 1.0	<1.0
Phenanthrene	µg/L	n/v	3.6 _f ^B	< 1.0 J	< 1.0	< 1.0	< 1.0 J	< 1.0	< 1.0	< 1.0	< 1.0 J	< 1.0 J	< 1.0	< 1.0	< 1.0	< 1.0	< 1.0	< 1.0	< 1.0	< 1.0	< 1.0	<1.0
Pyrene	µg/L	1100 ^A	0.3 _a ^B	< 1.0 J	< 1.0	< 1.0	< 1.0 J	< 1.0	< 1.0	< 1.0	< 1.0 J	< 1.0 J	< 1.0	< 1.0	< 1.0	< 1.0	< 1.0	< 1.0	< 1.0	< 1.0	< 1.0	<1.0

See notes on last page

TABLE 2
CUMULATIVE SURFACE WATER ANALYTICAL RESULTS - BTEX AND PAHs
Jan 21, 2015
BP Products North America Inc.
Site #215 - Indianapolis Terminal
2500 N. Tibbs Avenue
Indianapolis, Marion County, IN 46222
Stantec Project No.: 182612296

Sample Location					27-Dec-00	11-Mar-02	28-May-02	25-Mar-03	28-May-03	23-Jul-03	28-Jan-04	15-Apr-04	15-Jun-04	24-Aug-04	20-Oct-04	30-Dec-04	24-Feb-05	12-May-05	8-Jul-05	30-Sep-05	10-Nov-05
Sample Date																					
Sample ID					SURFACE WATER-3	SURF-3	CREEK-3	3-A	3A:W052803	3A:W072303	3A:W012804	3-A	3A:W061504	3A:W082404	3A:W102004	3A:W123004	3A:W022405	3A:W051205	3A:W070805	3A:W093005	3A:W111005
Sampling Company					BP	BP	BP	BP	BP	BP	BP	BP	BP	BP	BP	BP	BP	BP	BP	BP	BP
Laboratory			USEPA		PIII	PIII	PIII	PIII	PIII	PIII	PIII	PIII	PIII	PIII	PIII	PIII	PIII	PIII	PIII	PIII	PIII
Laboratory Work Order			Region 5		5012893	5019424	5020591	5026190	5027622	5029002	5033009	5034825	5036363	5038107	5039682	5041190	5042299	5043959	5045397	5047586	5048774
Laboratory Sample ID			RCRA		50852987	501555908	501681704	502294515	502463730	502627599	503119067	503330458	503522237	503740102	503934663	504125618	504264813	504475427	504661463	504934019	505080044
Sample Type	Units	SFAL	Ecological																		
BTEX and VOCs																					
Benzene	µg/L	100 ^A	114 ^B _f		27.	45.	7.3	< 0.50	0.59	< 0.50	< 0.50	< 0.50	< 0.50	< 0.50	< 0.50	< 0.50	< 0.50	< 0.50	< 0.50	< 0.50	< 0.50
Toluene	µg/L	2000 ^A	253 ^B _f		< 0.50	< 5.0	< 5.0	< 0.50	< 0.50	< 1.0	< 1.0	< 1.0	< 1.0	< 1.0	< 1.0	< 1.0	< 1.0	< 1.0	< 1.0	< 1.0	< 1.0
Ethylbenzene	µg/L	1000 ^A	14 ^B _{ox}		< 0.50	< 5.0	< 5.0	< 0.50	< 0.50	< 0.50	< 0.50	< 0.50	< 0.50	< 0.50	< 0.50	< 0.50	< 0.50	< 0.50	< 0.50	< 0.50	< 0.50
Xylene, m & p-	µg/L	n/v	n/v		< 0.50	< 5.0	< 5.0	n/v	< 0.50	< 0.50	< 1.0	< 1.0	< 1.0	< 1.0	< 1.0	< 1.0	< 1.0	< 1.0	< 1.0	-	< 1.0
Xylene, o-	µg/L	n/v	n/v		< 0.50	< 5.0	< 5.0	n/v	< 0.50	< 0.50	< 0.50	< 0.50	< 0.50	< 0.50	< 0.50	< 0.50	< 0.50	< 0.50	< 0.50	-	< 0.50
Xylenes, Total	µg/L	40000 ^A	27 ^B _{dx}		-	-	-	-	-	-	-	-	-	-	-	-	-	-	-	< 1.5	-
Methyl tert-butyl ether (MTBE)	µg/L	n/v	n/v		< 1.0	< 4.0	< 4.0	n/v	-	-	< 1.0	< 1.0	< 1.0	< 1.0	< 1.0	< 1.0	< 1.0	< 1.0	< 1.0	< 1.0	< 1.0
Naphthalene	µg/L	100 ^A	13 ^B _{ax}		-	-	-	< 1.0	< 1.0	< 1.0	< 1.0	< 1.0	< 1.0	-	< 1.0	< 1.0	< 1.0	< 1.0	< 1.0	-	< 1.0
Polycyclic Aromatic Hydrocarbons																					
Acenaphthene	µg/L	2100 ^A	38 ^B _a		-	-	-	-	-	-	-	-	-	-	-	-	-	-	-	-	-
Acenaphthylene	µg/L	n/v	4840 ^B _b		-	-	-	n/v	-	-	-	-	-	-	-	-	-	-	-	-	-
Anthracene	µg/L	11000 ^A	0.035 ^B _f		-	-	-	-	-	-	-	-	-	-	-	-	-	-	-	-	-
Benzo(a)anthracene	µg/L	0.1 ^A	0.025 ^B _{cx}		-	-	-	-	-	-	-	-	-	-	-	-	-	-	-	-	-
Benzo(a)pyrene	µg/L	0.2 ^A	0.014 ^B _n		-	-	-	-	-	-	-	-	-	-	-	-	-	-	-	-	-
Benzo(b)fluoranthene	µg/L	0.2 ^A	9.07 ^B _b		-	-	-	-	-	-	-	-	-	-	-	-	-	-	-	-	-
Benzo(g,h,i)perylene	µg/L	n/v	7.64 ^B _b		-	-	-	-	-	-	-	-	-	-	-	-	-	-	-	-	-
Benzo(k)fluoranthene	µg/L	0.2 ^A	n/v		-	-	-	n/v	-	-	-	-	-	-	-	-	-	-	-	-	-
Chrysene	µg/L	0.2 ^A	n/v		-	-	-	-	-	-	-	-	-	-	-	-	-	-	-	-	-
Dibenzo(a,h)anthracene	µg/L	0.3 ^A	n/v		-	-	-	n/v	-	-	-	-	-	-	-	-	-	-	-	-	-
Fluoranthene	µg/L	n/v	1.9 ^B _{tz}		-	-	-	-	-	-	-	-	-	-	-	-	-	-	-	-	-
Fluorene	µg/L	1400 ^A	19 ^B _d		-	-	-	-	-	-	-	-	-	-	-	-	-	-	-	-	-
Indeno(1,2,3-cd)pyrene	µg/L	0.4 ^A	4.31 ^B _b		-	-	-	-	-	-	-	-	-	-	-	-	-	-	-	-	-
Naphthalene	µg/L	100 ^A	13 ^B _{ax}		-	-	-	-	-	-	-	-	-	-	-	-	-	-	-	-	-
Phenanthrene	µg/L	n/v	3.6 ^B _b		-	-	-	n/v	-	-	-	-	-	-	-	-	-	-	-	-	-
Pyrene	µg/L	1100 ^A	0.3 ^B _a		-	-	-	-	-	-	-	-	-	-	-	-	-	-	-	-	-

See notes on last page

TABLE 2
CUMULATIVE SURFACE WATER ANALYTICAL RESULTS - BTEX AND PAHs
Jan 21, 2015
BP Products North America Inc.
Site #215 - Indianapolis Terminal
2500 N. Tibbs Avenue
Indianapolis, Marion County, IN 46222
Stantec Project No.: 182612296

Sample Location					18-Jan-06	30-Mar-06	24-May-06	27-Jul-06	21-Sep-06	30-Jan-07	21-Mar-07	31-May-07	31-Jul-07	13-Sep-07	25-Jun-08	22-Sep-08	30-Dec-08	26-Mar-09	29-Jul-09	15-Oct-09	20-Jan-10
Sample Date																					
Sample ID					3A:W011806	3A:W033006	3A:W052406	3A:W072706	3A:W092106	3A	3A	3A	3A	3A	3A	3A	3A	3A	UPSTREAM	UPSTREAM	UPSTREAM
Sampling Company					BP	BP	BP	BP	BP	BP	BP	BP	BP	BP	BP	BP	BP	BP	BP	BP	BP
Laboratory			USEPA		PIII	PIII	PIII	PIII	PIII	PIII	PIII	PIII	PIII	PIII	PIII	PIII	PIII	PIII	PIII	PIII	PIII
Laboratory Work Order			Region 5		5050467	5052061	5053408	5054931	5056348	501046	502323	504194	505893	507210	5016219	5019112	5022178	5024682	5028760	5031299	5034067
Laboratory Sample ID			RCRA		505298612	505513721	505674911	505862623	506038298	501046003	502323004	504194004	505893003	507210004	5016219003	5019112003	5022178003	5024682003	5028760003	5031299001	5034067003
Sample Type	Units	SFAL	Ecological																		
BTEX and VOCs																					
Benzene	µg/L	100 ^A	114 ^B _f	< 0.50	< 0.50	< 0.50	< 1.0	< 0.50	< 0.50	< 0.50	< 0.50	< 0.50	< 0.50	< 0.50	< 0.50	< 0.50	< 0.50	< 0.50	< 0.50	< 0.50	< 0.50
Toluene	µg/L	2000 ^A	253 ^B _f	< 1.0	< 1.0	< 1.0	< 2.0	< 1.0	< 1.0	< 1.0	< 1.0	< 1.0	< 1.0	< 1.0	< 1.0	< 1.0	< 1.0	< 1.0	< 1.0	< 1.0	< 1.0
Ethylbenzene	µg/L	1000 ^A	14 ^B _{ox}	< 0.50	< 0.50	< 0.50	< 1.0	< 0.50	< 0.50	< 0.50	< 0.50	< 0.50	< 0.50	< 0.50	< 0.50	< 0.50	< 0.50	< 0.50	< 0.50	< 0.50	< 0.50
Xylene, m & p-	µg/L	n/v	n/v	< 1.0	< 1.0	< 1.0	< 2.0	< 1.0	-	-	-	-	-	-	-	-	-	-	-	-	-
Xylene, o-	µg/L	n/v	n/v	< 0.50	< 0.50	< 0.50	< 1.0	< 0.50	-	-	-	-	-	-	-	-	-	-	-	-	-
Xylenes, Total	µg/L	40000 ^A	27 ^B _{dx}	-	-	-	-	-	< 1.5	< 1.5	< 1.5	< 1.5	< 1.5	< 1.5	< 1.5	< 1.5	< 1.5	< 1.5	< 1.5	< 1.5	< 1.5
Methyl tert-butyl ether (MTBE)	µg/L	n/v	n/v	< 1.0	< 1.0	< 1.0	< 2.0	< 1.0	< 1.0	< 1.0	< 1.0	< 1.0	< 1.0	< 1.0	< 1.0	< 1.0	< 1.0	< 1.0	< 1.0	< 1.0	< 1.0
Naphthalene	µg/L	100 ^A	13 ^B _{az}	< 1.0	< 1.0	< 1.0	< 2.0	< 1.0	-	-	-	-	-	-	-	-	-	-	-	-	-
Polycyclic Aromatic Hydrocarbons																					
Acenaphthene	µg/L	2100 ^A	38 ^B _a	-	-	-	-	-	-	-	-	-	-	-	-	-	-	-	-	-	-
Acenaphthylene	µg/L	n/v	4840 ^B _b	-	-	-	-	-	-	-	-	-	-	-	-	-	-	-	-	-	-
Anthracene	µg/L	11000 ^A	0.035 ^B _f	-	-	-	-	-	-	-	-	-	-	-	-	-	-	-	-	-	-
Benzo(a)anthracene	µg/L	0.1 ^A	0.025 ^B _{cz}	-	-	-	-	-	-	-	-	-	-	-	-	-	-	-	-	-	-
Benzo(a)pyrene	µg/L	0.2 ^A	0.014 ^B _n	-	-	-	-	-	-	-	-	-	-	-	-	-	-	-	-	-	-
Benzo(b)fluoranthene	µg/L	0.2 ^A	9.07 ^B _b	-	-	-	-	-	-	-	-	-	-	-	-	-	-	-	-	-	-
Benzo(g,h,i)perylene	µg/L	n/v	7.64 ^B _b	-	-	-	-	-	-	-	-	-	-	-	-	-	-	-	-	-	-
Benzo(k)fluoranthene	µg/L	0.2 ^A	n/v	-	-	-	-	-	-	-	-	-	-	-	-	-	-	-	-	-	-
Chrysene	µg/L	0.2 ^A	n/v	-	-	-	-	-	-	-	-	-	-	-	-	-	-	-	-	-	-
Dibenzo(a,h)anthracene	µg/L	0.3 ^A	n/v	-	-	-	-	-	-	-	-	-	-	-	-	-	-	-	-	-	-
Fluoranthene	µg/L	n/v	1.9 ^B _{tz}	-	-	-	-	-	-	-	-	-	-	-	-	-	-	-	-	-	-
Fluorene	µg/L	1400 ^A	19 ^B _d	-	-	-	-	-	-	-	-	-	-	-	-	-	-	-	-	-	-
Indeno(1,2,3-cd)pyrene	µg/L	0.4 ^A	4.31 ^B _b	-	-	-	-	-	-	-	-	-	-	-	-	-	-	-	-	-	-
Naphthalene	µg/L	100 ^A	13 ^B _{az}	-	-	-	-	-	-	-	-	-	-	-	-	-	-	-	-	-	-
Phenanthrene	µg/L	n/v	3.6 ^B _b	-	-	-	-	-	-	-	-	-	-	-	-	-	-	-	-	-	-
Pyrene	µg/L	1100 ^A	0.3 ^B _n	-	-	-	-	-	-	-	-	-	-	-	-	-	-	-	-	-	-

See notes on last page

TABLE 2
CUMULATIVE SURFACE WATER ANALYTICAL RESULTS - BTEX AND PAHs
Jan 21, 2015
BP Products North America Inc.
Site #215 - Indianapolis Terminal
2500 N. Tibbs Avenue
Indianapolis, Marion County, IN 46222
Stantec Project No.: 182612296

Sample Location					6-May-10	3-Nov-10	2-Mar-11	25-May-11	31-Aug-11	8-Dec-11	7-Feb-12	14-Feb-12	22-Feb-12	28-Feb-12	6-Mar-12	14-Mar-12	3-Apr-12	15-May-12	12-Jun-12	27-Jun-12	14-Aug-12
Sample Date													3A								
Sample ID					UPSTREAM	UPSTREAM	UPSTREAM	UPSTREAM	UPSTREAM	BPIT-UPSTREAM-120811	BP-IT-3A-020712	BPIT-3A-021412	BPIT-3A-022212	BPIT-3A-022812	BPIT-3A-030612	BPIT-3A-031412	BPIT-3A-040312	BPIT-3A-051512	BPIT-3A-061212	BPIT-LEC3A-062712 S	BPIT-LEC3A-081412
Sampling Company					BP	BP	STANTEC	STANTEC	STANTEC	STANTEC	STANTEC	STANTEC	STANTEC	STANTEC	STANTEC	STANTEC	STANTEC	STANTEC	STANTEC	STANTEC	STANTEC
Laboratory			USEPA		PIII	PIII	PIII	PIII	PIII	PIII	PIII	PIII	PIII	PIII	PIII	PIII	PIII	PIII	PIII	PIII	PIII
Laboratory Work Order			Region 5		5037259	5043166	5046351	5049053	5052233	5055736	5058232	5058509	5058904	5059171	5059490	5059979	5061000	5062957	5064373	5065213	5067503
Laboratory Sample ID			RCRA		5037259003	5043166003	5046351003	5049053003	5052233003	5055736001	5058232003	5058509003	5058904003	5059171003	5059490009	5059979003	5061000009	5062957009	5064373008	5065213007	5067503005
Sample Type	Units	SFAL	Ecological																		
BTEX and VOCs																					
Benzene	µg/L	100 ^A	114 ^B _f	< 0.50	< 0.50	< 0.50	< 0.50	< 0.50	< 0.50	< 0.50	< 0.50	< 0.50	< 0.50	< 0.50	< 0.50	< 0.50	< 0.50 J	< 0.50	< 0.50	< 0.50	< 0.50
Toluene	µg/L	2000 ^A	253 ^B _f	< 1.0	< 1.0	< 1.0	< 1.0	< 1.0	< 1.0	< 1.0	< 1.0	< 1.0	< 1.0	< 1.0	< 1.0	< 1.0	< 1.0 J	< 1.0	< 1.0	< 1.0	< 1.0
Ethylbenzene	µg/L	1000 ^A	14 ^B _{oz}	< 0.50	< 0.50	< 0.50	< 0.50	< 0.50	< 0.50	< 0.50	< 0.50	< 0.50	< 0.50	< 0.50	< 0.50	< 0.50	< 0.50 J	< 0.50	< 0.50	< 0.50	< 0.50
Xylene, m & p-	µg/L	n/v	n/v	-	-	-	-	-	-	-	-	-	-	-	-	-	-	-	-	-	-
Xylene, o-	µg/L	n/v	n/v	-	-	-	-	-	-	-	-	-	-	-	-	-	-	-	-	-	-
Xylenes, Total	µg/L	40000 ^A	27 ^B _{dz}	< 1.5	< 1.5	< 1.5	< 1.5	< 1.5	< 1.5	< 1.5	< 1.5	< 1.5	< 1.5	< 1.5	< 1.5	< 1.5	< 1.5 J	< 1.5	< 1.5	< 1.5	< 1.5
Methyl tert-butyl ether (MTBE)	µg/L	n/v	n/v	< 1.0	< 1.0	< 1.0	n/v	< 1.0	< 1.0	< 1.0	-	-	-	-	-	-	-	-	-	-	-
Naphthalene	µg/L	100 ^A	13 ^B _{az}	-	-	-	-	-	-	-	-	-	-	-	-	-	-	-	-	-	-
Polycyclic Aromatic Hydrocarbons																					
Acenaphthene	µg/L	2100 ^A	38 ^B _a	-	-	-	-	< 1.0	-	< 1.0	< 1.0	< 1.0	< 1.0	< 1.0	< 1.0	< 1.0	< 1.0	< 1.0	< 1.0	< 1.0	< 1.0
Acenaphthylene	µg/L	n/v	4840 ^B _b	-	-	-	-	< 1.0	-	< 1.0	< 1.0	< 1.0	< 1.0	< 1.0	< 1.0	< 1.0	< 1.0	< 1.0	< 1.0	< 1.0	< 1.0
Anthracene	µg/L	11000 ^A	0.035 ^B _i	-	-	-	-	< 0.10	-	< 0.10	< 0.10	< 0.10	< 0.10	< 0.10	< 0.10	< 0.10	< 0.10	< 0.10	< 0.10	< 0.10	< 0.10
Benzo(a)anthracene	µg/L	0.1 ^A	0.025 ^B _{cz}	-	-	-	-	< 0.10	-	< 0.10	< 0.10	0.11 ^A ^B	< 0.10	< 0.10	< 0.10	< 0.10	< 0.10	< 0.10	< 0.10	< 0.10	< 0.10
Benzo(a)pyrene	µg/L	0.2 ^A	0.014 ^B _n	-	-	-	-	< 0.10	-	< 0.10	< 0.10	0.20 ^B	< 0.10	< 0.10	< 0.10	< 0.10	< 0.10	< 0.10	< 0.10	< 0.10	< 0.10
Benzo(b)fluoranthene	µg/L	0.2 ^A	9.07 ^B _b	-	-	-	-	< 0.10	-	< 0.10	< 0.10	0.37 ^A	< 0.10	< 0.10	< 0.10	< 0.10	< 0.10	< 0.10	< 0.10	< 0.10	< 0.10
Benzo(g,h,i)perylene	µg/L	n/v	7.64 ^B _b	-	-	-	-	< 0.10	-	< 0.10	< 0.10	0.26	< 0.10	< 0.10	< 0.10	< 0.10	< 0.10	< 0.10	< 0.10	< 0.10	< 0.10
Benzo(k)fluoranthene	µg/L	0.2 ^A	n/v	-	-	-	-	< 0.10	-	< 0.10	< 0.10	0.26 ^A	< 0.10	< 0.10	< 0.10	< 0.10	< 0.10	< 0.10	< 0.10	< 0.10	< 0.10
Chrysene	µg/L	0.2 ^A	n/v	-	-	-	-	< 0.50	-	< 0.51	< 0.51	0.40 NJ ^A	< 0.51	< 0.50	< 0.50	< 0.50	< 0.50	< 0.50	< 0.50	< 0.50	< 0.50
Dibenzo(a,h)anthracene	µg/L	0.3 ^A	n/v	-	-	-	-	< 0.10	-	< 0.10	< 0.10	0.060 NJ	< 0.10	< 0.10	< 0.10	< 0.10	< 0.10	< 0.10	< 0.10	< 0.10	< 0.10
Fluoranthene	µg/L	n/v	1.9 ^B _{tz}	-	-	-	-	< 1.0	-	< 1.0	< 1.0	0.96 NJ	< 1.0	< 1.0	< 1.0	< 1.0	< 1.0	< 1.0	< 1.0	< 1.0	< 1.0
Fluorene	µg/L	1400 ^A	19 ^B _d	-	-	-	-	< 1.0	-	< 1.0	< 1.0	< 1.0	< 1.0	< 1.0	< 1.0	< 1.0	< 1.0	< 1.0	< 1.0	< 1.0	< 1.0
Indeno(1,2,3-cd)pyrene	µg/L	0.4 ^A	4.31 ^B _b	-	-	-	-	< 0.10	-	< 0.10	< 0.10	0.22	< 0.10	< 0.10	< 0.10	< 0.10	< 0.10	< 0.10	< 0.10	< 0.10	< 0.10
Naphthalene	µg/L	100 ^A	13 ^B _{az}	-	-	-	-	< 1.0	-	< 1.0	< 1.0	< 1.0	< 1.0	< 1.0	< 1.0	< 1.0	< 1.0	< 1.0	< 1.0 J	< 1.0	< 1.0
Phenanthrene	µg/L	n/v	3.6 ^B _b	-	-	-	-	< 1.0	-	< 1.0	< 1.0	< 1.0	< 1.0	< 1.0	< 1.0	< 1.0	< 1.0	< 1.0	< 1.0	< 1.0	< 1.0
Pyrene	µg/L	1100 ^A	0.3 ^B _a	-	-	-	-	< 1.0	-	< 1.0	< 1.0	0.61 NJ ^B	< 1.0	< 1.0	< 1.0	< 1.0	< 1.0	< 1.0	< 1.0	< 1.0	< 1.0

See notes on last page

TABLE 2
CUMULATIVE SURFACE WATER ANALYTICAL RESULTS - BTEX AND PAHs
Jan 21, 2015
BP Products North America Inc.
Site #215 - Indianapolis Terminal
2500 N. Tibbs Avenue
Indianapolis, Marion County, IN 46222
Stantec Project No.: 182612296

Sample Location				3A																
Sample Date				4-Sep-12	11-Dec-12	26-Feb-13	15-Mar-13	9-Apr-13	14-May-13	24-Jul-13	23-Aug-13	25-Sep-13	17-Oct-13	13-Nov-13	17-Mar-14	21-Apr-14	21-May-14	16-Jun-14	18-Jul-14	25-Aug-14
Sample ID				BPIT-LEC3A-090412	BPIT-LEC3A-121112	BPIT-LEC3A-022613	BPIT-LEC3A-031513	BPIT-LEC3A-040913	BPIT-LEC3A-051413	BPIT-LEC3A-072413	BPIT-LEC3A-082313	BPIT-LEC3A-092513	BPIT-LEC3A-101713	BPIT-LEC3A-111313	BPIT-LEC 3A-031714	BPIT-LEC 3A-042114	BPIT-LEC3A-052114	BPIT-LEC3A-061614	BPIT-LEC3A-071814	BPIT_LEC3A-082514
Sampling Company				STANTEC	STANTEC	STANTEC	STANTEC	STANTEC	STANTEC	STANTEC	STANTEC	STANTEC	STANTEC	STANTEC	STANTEC	STANTEC	STANTEC	STANTEC	STANTEC	STANTEC
Laboratory			USEPA	PIII	PIII	PIII	PIII	PIII	PIII	PIII	PIII	PIII	PIII	PIII	PIII	PII	PACE	PACE	PACE	PACE
Laboratory Work Order			Region 5	5068540	5073543	5076736	5077586	5078625	5080418	5084068	5085669	5087438	5088520	5089822	5094734	5096521	5098077	5099367	50101099	50102757
Laboratory Sample ID			RCRA	5068540009	5073543009	5076736009	5077586009	5078625009	5080418009	5084068009	5085669009	5087438009	5088520009	5089822009	5094734011	5096521009	5098077009	5099367009	50101099009	50102757009
Sample Type	Units	SFAL	Ecological																	
BTEX and VOCs																				
Benzene	µg/L	100 ^A	114 ^B _f	< 5.0	< 0.50	< 0.50	< 0.50	< 0.50	< 0.50	< 0.50	< 0.50	< 0.50	< 0.50	< 5.0	< 0.50	< 0.50	< 0.50	< 0.50	< 0.50	< 0.50
Toluene	µg/L	2000 ^A	253 ^B _f	< 5.0	< 1.0	< 1.0	< 1.0	< 1.0	< 1.0	< 1.0	< 1.0	< 1.0	< 1.0	< 5.0	< 1.0	< 1.0	< 1.0	< 1.0	< 1.0	< 1.0
Ethylbenzene	µg/L	1000 ^A	14 ^B _{oz}	< 5.0	< 0.50	< 0.50	< 0.50	< 0.50	< 0.50	< 0.50	< 0.50	< 0.50	< 0.50	< 5.0	< 0.50	< 0.50	< 0.50	< 0.50	< 0.50	< 0.50
Xylene, m & p-	µg/L	n/v	n/v	-	-	-	-	-	-	-	-	-	-	-	-	-	-	-	-	-
Xylene, o-	µg/L	n/v	n/v	-	-	-	-	-	-	-	-	-	-	-	-	-	-	-	-	-
Xylenes, Total	µg/L	40000 ^A	27 ^B _{dz}	< 10.0	< 1.5	< 1.5	< 1.5	< 1.5	< 1.5	< 1.5	< 1.5	< 1.5	< 1.5	< 10.0	< 1.5	< 1.5	< 1.5	< 1.5	< 1.5	< 1.5
Methyl tert-butyl ether (MTBE)	µg/L	n/v	n/v	-	-	-	-	-	-	-	-	-	-	-	-	-	-	-	-	-
Naphthalene	µg/L	100 ^A	13 ^B _{az}	-	-	-	-	-	-	-	-	-	-	-	-	-	-	-	-	-
Polycyclic Aromatic Hydrocarbons																				
Acenaphthene	µg/L	2100 ^A	38 ^B _a	< 1.0	< 1.0 J	< 1.0 J	< 1.0 J	< 1.0	< 1.0 J	< 1.0 J	< 1.0 J	< 1.0	< 1.0 J	< 1.0 J	< 1.0	< 1.0	< 1.0	< 1.0	< 1.0	< 1.0
Acenaphthylene	µg/L	n/v	4840 ^B _b	< 1.0	< 1.0 J	< 1.0 J	< 1.0 J	< 1.0	< 1.0 J	< 1.0 J	< 1.0 J	< 1.0	< 1.0 J	< 1.0 J	< 1.0	< 1.0	< 1.0	< 1.0	< 1.0	< 1.0
Anthracene	µg/L	11000 ^A	0.035 ^B _f	0.062 NJ ^B	< 0.10 J	< 0.10 J	< 0.10 J	< 0.10	< 0.10 J	< 0.10 J	< 0.10	< 0.10	< 0.10 J	< 0.10 J	< 0.10	< 0.10	< 0.10	< 0.10	< 0.10	< 0.10
Benzo(a)anthracene	µg/L	0.1 ^A	0.025 ^B _{cz}	< 0.10	< 0.10 J	< 0.10 J	< 0.10 J	< 0.10	< 0.10 J	< 0.10 J	< 0.10	< 0.10	< 0.10 J	< 0.10 J	< 0.10	< 0.10	< 0.10	< 0.10	< 0.10	< 0.10
Benzo(a)pyrene	µg/L	0.2 ^A	0.014 ^B _n	< 0.10	< 0.10 J	< 0.10 J	< 0.10 J	< 0.10 J	< 0.10 J	< 0.10 J	< 0.10	< 0.10	< 0.10 J	< 0.10 J	< 0.10	< 0.10	< 0.10	< 0.10	< 0.10	< 0.10
Benzo(b)fluoranthene	µg/L	0.2 ^A	9.07 ^B _b	< 0.10	< 0.10 J	0.062 NJ	< 0.10 J	< 0.10 J	< 0.10 J	< 0.10 J	< 0.10	< 0.10	< 0.10 J	< 0.10 J	< 0.10	< 0.10	< 0.10	< 0.10	< 0.10	< 0.10
Benzo(g,h,i)perylene	µg/L	n/v	7.64 ^B _b	< 0.10	< 0.10 J	< 0.10 J	< 0.10 J	< 0.10 J	< 0.10 J	< 0.10 J	< 0.10 J	< 0.10	< 0.10 J	< 0.10 J	< 0.10	< 0.10	< 0.10	< 0.10	< 0.10	< 0.10
Benzo(k)fluoranthene	µg/L	0.2 ^A	n/v	< 0.10	< 0.10 J	< 0.10 J	< 0.10 J	< 0.10 J	< 0.10 J	< 0.10 J	< 0.10	< 0.10	< 0.10 J	< 0.10 J	< 0.10	< 0.10	< 0.10	< 0.10	< 0.10	< 0.10
Chrysene	µg/L	0.2 ^A	n/v	< 0.50	< 0.50 J	< 0.50 J	< 0.50 J	< 0.50	< 0.50 J	< 0.50 J	< 0.50	< 0.50	< 0.50 J	< 0.50 J	< 0.50	< 0.50	< 0.50	< 0.50	< 0.50	< 0.50
Dibenzo(a,h)anthracene	µg/L	0.3 ^A	n/v	< 0.10	< 0.10 J	< 0.10 J	< 0.10 J	< 0.10 J	< 0.10 J	< 0.10 J	< 0.10 J	< 0.10	< 0.10 J	< 0.10 J	< 0.10	< 0.10	< 0.10	< 0.10	< 0.10	< 0.10
Fluoranthene	µg/L	n/v	1.9 ^B _{fz}	< 1.0	< 1.0 J	< 1.0 J	< 1.0 J	< 1.0	< 1.0 J	< 1.0 J	< 1.0	< 1.0	< 1.0 J	< 1.0 J	< 1.0	< 1.0	< 1.0	< 1.0	< 1.0	< 1.0
Fluorene	µg/L	1400 ^A	19 ^B _d	< 1.0	< 1.0 J	< 1.0 J	< 1.0 J	< 1.0	< 1.0 J	< 1.0 J	< 1.0 J	< 1.0	< 1.0 J	< 1.0 J	< 1.0	< 1.0	< 1.0	< 1.0	< 1.0	< 1.0
Indeno(1,2,3-cd)pyrene	µg/L	0.4 ^A	4.31 ^B _b	< 0.10	< 0.10 J	< 0.10 J	< 0.10 J	< 0.10 J	< 0.10 J	< 0.10 J	< 0.10 J	< 0.10	< 0.10 J	< 0.10 J	< 0.10	< 0.10	< 0.10	< 0.10	< 0.10	< 0.10
Naphthalene	µg/L	100 ^A	13 ^B _{az}	0.62 NJ	< 1.0 J	< 1.0 J	< 1.0 J	< 1.0	< 1.0 J	< 1.0 J	< 1.0 J	< 1.0	< 1.0 J	< 1.0 J	< 1.0	< 1.0	< 1.0	< 1.0	< 1.0	< 1.0
Phenanthrene	µg/L	n/v	3.6 ^B _b	< 1.0	< 1.0 J	< 1.0 J	< 1.0 J	< 1.0	< 1.0 J	< 1.0 J	< 1.0	< 1.0	< 1.0 J	< 1.0 J	< 1.0	< 1.0	< 1.0	< 1.0	< 1.0	< 1.0
Pyrene	µg/L	1100 ^A	0.3 ^B _a	< 1.0	< 1.0 J	< 1.0 J	< 1.0 J	< 1.0	< 1.0 J	< 1.0 J	< 1.0	< 1.0	< 1.0 J	< 1.0 J	< 1.0	< 1.0	< 1.0	< 1.0	< 1.0	< 1.0

See notes on last page

TABLE 2
CUMULATIVE SURFACE WATER ANALYTICAL RESULTS - BTEX AND PAHs
Jan 21, 2015
BP Products North America Inc.
Site #215 - Indianapolis Terminal
2500 N. Tibbs Avenue
Indianapolis, Marion County, IN 46222
Stantec Project No.: 182612296

Sample Location				3A				3B													
Sample Date				19-Sep-14	17-Oct-14	12-Nov-14	17-Dec-14	7-Feb-12	14-Feb-12	22-Feb-12	28-Feb-12	6-Mar-12	14-Mar-12	3-Apr-12	15-May-12	12-Jun-12	25-Jun-12	14-Aug-12	4-Sep-12	11-Dec-12	26-Feb-13
Sample ID				BPIT-LEC3A-091914	BPIT-LEC3A-101714	BPIT-LEC3A-111214	BPIT-LEC3A-121714	BP-IT-3B-020712	BPIT-3B-021412	BPIT-3B-022212	BPIT-3B-022812	BPIT-3B-030612	BPIT-3B-031412	BPIT-3B-040312	BPIT-3B-051512	BPIT-3B-061212	BPIT-LEC3B-062512 S	BPIT-LEC3B-081412	BPIT-LEC3B-090412	BPIT-LEC3B-121112	BPIT-LEC3B-022613
Sampling Company			USEPA	STANTEC	STANTEC	STANTEC	STANTEC	STANTEC	STANTEC	STANTEC	STANTEC	STANTEC	STANTEC	STANTEC	STANTEC	STANTEC	STANTEC	STANTEC	STANTEC	STANTEC	STANTEC
Laboratory			Region 5	PACE	PACE	PACE	PACE	PIII	PIII	PIII	PIII	PIII	PIII	PIII	PIII	PIII	PIII	PIII	PIII	PIII	PIII
Laboratory Work Order			RCRA	50104047	50105553	50106875	50109364	5058232	5058509	5058904	5059171	5059490	5059979	5061000	5062957	5064373	5065130	5067503	5068540	5073543	5076736
Laboratory Sample ID				50104047009	50105553009	50106875009	50109364009	5058232004	5058509004	5058904004	5059171004	5059490003	5059979004	5061000003	5062957003	5064373002	5065130004	5067503008	5068540003	5073543003	5076736003
Sample Type	Units	SFAL	Ecological																		
BTEX and VOCs																					
Benzene	µg/L	100 ^A	114 ^B _f	< 0.50	< 0.50	< 0.50	<0.50	4.3	4.8	3.3 J	7.5 J	3.7	4.3	< 0.50	7.3	1.1	4.9	< 0.50	< 5.0	< 0.50	< 0.50
Toluene	µg/L	2000 ^A	253 ^B _f	< 1.0	< 1.0	< 1.0	<1.0	< 1.0	< 1.0	< 1.0 J	< 1.0 J	< 1.0	< 1.0	< 1.0	< 1.0	< 1.0	< 1.0	< 1.0	< 5.0	< 1.0	< 1.0
Ethylbenzene	µg/L	1000 ^A	14 ^{oz} _z	< 0.50	< 0.50	< 0.50	<0.50	< 0.50	< 0.50	< 0.50	< 0.50 J	< 0.50	< 0.50	< 0.50	< 0.50	< 0.50	< 0.50	< 0.50	< 5.0	< 0.50	< 0.50
Xylene, m & p-	µg/L	n/v	n/v	-	-	-	-	-	-	-	-	-	-	-	-	-	-	-	-	-	-
Xylene, o-	µg/L	n/v	n/v	-	-	-	-	-	-	-	-	-	-	-	-	-	-	-	-	-	-
Xylenes, Total	µg/L	40000 ^A	27 ^{dz} _z	< 1.5	< 1.5	< 1.5	<1.5	< 1.5	< 1.5	< 1.5	< 1.5 J	< 1.5	< 1.5	< 1.5	< 1.5	< 1.5	< 1.5	< 1.5	< 10.0	< 1.5	< 1.5
Methyl tert-butyl ether (MTBE)	µg/L	n/v	n/v	-	-	-	-	-	-	-	-	-	-	-	-	-	-	-	-	-	-
Naphthalene	µg/L	100 ^A	13 ^{az} _z	-	-	-	-	-	-	-	-	-	-	-	-	-	-	-	-	-	-
Polycyclic Aromatic Hydrocarbons																					
Acenaphthene	µg/L	2100 ^A	38 ^a _a	< 1.0	< 1.0	< 1.0	<1.0	< 1.0	< 1.0	< 1.0	< 1.0	< 1.0	< 1.0	< 1.0	< 1.0	< 1.0	< 1.0	< 1.0	< 1.0	< 1.0	< 1.0
Acenaphthylene	µg/L	n/v	4840 ^b _b	< 1.0	< 1.0	< 1.0	<1.0	< 1.0	< 1.0	< 1.0	< 1.0	< 1.0	< 1.0	< 1.0	< 1.0	< 1.0	< 1.0	< 1.0	< 1.0	< 1.0	< 1.0
Anthracene	µg/L	11000 ^A	0.035 ^g _g	< 0.10	< 0.10	< 0.10	<0.10	< 0.10	< 0.10	< 0.10	< 0.10	< 0.10	< 0.10	< 0.10	< 0.10	< 0.10	< 0.10	< 0.10	< 0.10	< 0.10	< 0.10
Benzo(a)anthracene	µg/L	0.1 ^A	0.025 ^{cz} _z	< 0.10	< 0.10	< 0.10	<0.10	< 0.10	0.062 NJ ^B	< 0.10	< 0.10	< 0.10	< 0.10	< 0.10	< 0.10	< 0.10	< 0.10	< 0.10	< 0.10	< 0.10	< 0.10
Benzo(a)pyrene	µg/L	0.2 ^A	0.014 ^B _h	< 0.10	< 0.10	< 0.10	<0.10	< 0.10	0.088 NJ ^B	< 0.10	< 0.10	< 0.10	< 0.10	< 0.10	< 0.10	< 0.10	< 0.10	< 0.10	< 0.10	< 0.10	0.051 NJ ^B
Benzo(b)fluoranthene	µg/L	0.2 ^A	9.07 ^B _b	< 0.10	< 0.10	< 0.10	<0.10	< 0.10	0.17	< 0.10	< 0.10	< 0.10	< 0.10	< 0.10	< 0.10	< 0.10	< 0.10	< 0.10	< 0.10	< 0.10	0.092 NJ
Benzo(g,h,i)perylene	µg/L	n/v	7.64 ^b _b	< 0.10	< 0.10	< 0.10	<0.10	< 0.10	0.12	< 0.10	< 0.10	< 0.10	< 0.10	< 0.10	< 0.10	< 0.10	< 0.10	< 0.10	< 0.10	< 0.10	0.065 NJ
Benzo(k)fluoranthene	µg/L	0.2 ^A	n/v	< 0.10	< 0.10	< 0.10	<0.10	< 0.10	0.11	< 0.10	< 0.10	< 0.10	< 0.10	< 0.10	< 0.10	< 0.10	< 0.10	< 0.10	< 0.10	< 0.10	0.073 NJ
Chrysene	µg/L	0.2 ^A	n/v	< 0.50	< 0.50	< 0.50	<0.51	< 0.50	< 0.51	< 0.50	< 0.50	< 0.50	< 0.50	< 0.50	< 0.51	< 0.50	< 0.50	< 0.50	< 0.50	< 0.50	< 0.50
Dibenzo(a,h)anthracene	µg/L	0.3 ^A	n/v	< 0.10	< 0.10	< 0.10	<0.10	< 0.10	< 0.10	< 0.10	< 0.10	< 0.10	< 0.10	< 0.10	< 0.10	< 0.10	< 0.10	< 0.10	< 0.10	< 0.10	< 0.10
Fluoranthene	µg/L	n/v	1.9 ^{gz} _z	< 1.0	< 1.0	< 1.0	<1.0	< 1.0	< 1.0	< 1.0	< 1.0	< 1.0	< 1.0	< 1.0	< 1.0	< 1.0	< 1.0	< 1.0	< 1.0	< 1.0	< 1.0
Fluorene	µg/L	1400 ^A	19 ^g _g	< 1.0	< 1.0	< 1.0	<1.0	< 1.0	< 1.0	< 1.0	< 1.0	< 1.0	< 1.0	< 1.0	< 1.0	< 1.0	< 1.0	< 1.0	< 1.0	< 1.0	< 1.0
Indeno(1,2,3-cd)pyrene	µg/L	0.4 ^A	4.31 ^B _b	< 0.10	< 0.10	< 0.10	<0.10	< 0.10	0.096 NJ	< 0.10	< 0.10	< 0.10	< 0.10	< 0.10	< 0.10	< 0.10	< 0.10	< 0.10	< 0.10	< 0.10	0.051 NJ
Naphthalene	µg/L	100 ^A	13 ^{az} _z	< 1.0	< 1.0	< 1.0	<1.0	< 1.0	< 1.0	< 1.0	< 1.0	< 1.0	< 1.0	< 1.0	< 1.0	< 1.0	< 1.0	< 1.0	0.82 NJ	< 1.0	< 1.0
Phenanthrene	µg/L	n/v	3.6 ^B _b	< 1.0	< 1.0	< 1.0	<1.0	< 1.0	< 1.0	< 1.0	< 1.0	< 1.0	< 1.0	< 1.0	< 1.0	< 1.0	< 1.0	< 1.0	< 1.0	< 1.0	< 1.0
Pyrene	µg/L	1100 ^A	0.3 ^a _a	< 1.0	< 1.0	< 1.0	<1.0	< 1.0	< 1.0	< 1.0	< 1.0	< 1.0	< 1.0	< 1.0	< 1.0	< 1.0	< 1.0	< 1.0	< 1.0	< 1.0	< 1.0

See notes on last page

TABLE 2
CUMULATIVE SURFACE WATER ANALYTICAL RESULTS - BTEX AND PAHs
Jan 21, 2015
BP Products North America Inc.
Site #215 - Indianapolis Terminal
2500 N. Tibbs Avenue
Indianapolis, Marion County, IN 46222
Stantec Project No.: 182612296

Sample Location				3B																	
Sample Date				15-Mar-13	9-Apr-13	14-May-13	24-Jul-13	23-Aug-13	25-Sep-13	17-Oct-13	13-Nov-13	17-Mar-14	21-Apr-14	21-May-14	16-Jun-14	18-Jul-14	25-Aug-14	19-Sep-14	17-Oct-14	12-Nov-14	17-Dec-14
Sample ID				BPIT-LEC3B-031513	BPIT-LEC3B-040913	BPIT-LEC3B-051413	BPIT-LEC3B-072413	BPIT-LEC3B-082313	BPIT-LEC3B-092513	BPIT-LEC3B-101713	BPIT-LEC3B-111313	BPIT-LEC 3B-031714	BPIT-LEC 3B-042114	BPIT-LEC3B-052114	BPIT-LEC3B-061614	BPIT-LEC3B-071814	BPIT_LEC3B-082514	BPIT-LEC3B-091914	BPIT-LEC3B-101714	BPIT-LEC3B-111214	BPIT-LEC3B-121714
Sampling Company				STANTEC	STANTEC	STANTEC	STANTEC	STANTEC	STANTEC	STANTEC	STANTEC	STANTEC	STANTEC	STANTEC	STANTEC	STANTEC	STANTEC	STANTEC	STANTEC	STANTEC	STANTEC
Laboratory			USEPA	PIII	PIII	PIII	PIII	PIII	PIII	PIII	PIII	PIII	PII	PACE	PACE	PACE	PACE	PACE	PACE	PACE	PACE
Laboratory Work Order			Region 5	5077586	5078625	5080418	5084068	5085669	5087438	5088520	5089822	5094734	5096521	5098077	5099367	50101099	50102757	50104047	50105553	50106875	50109364
Laboratory Sample ID			RCRA	5077586003	5078625003	5080418003	5084068003	5085669003	5087438003	5088520003	5089822003	5094734005	5096521003	5098077003	5099367003	50101099003	50102757003	50104047003	50105553004	50106875003	50109364003
Sample Type	Units	SFAL	Ecological																		
BTEX and VOCs																					
Benzene	µg/L	100 ^A	114 ^B _f	< 0.50	< 0.50	< 0.50	< 0.50	< 0.50	< 0.50	< 0.50	< 5.0	< 0.50	< 0.50	< 0.50	< 0.50	< 0.50	< 0.50	< 0.50	< 0.50	< 0.50	< 0.50
Toluene	µg/L	2000 ^A	253 ^B _f	< 1.0	< 1.0	< 1.0	< 1.0	< 1.0	< 1.0	< 1.0	< 5.0	< 1.0	< 1.0	< 1.0	< 1.0	< 1.0	< 1.0	< 1.0	< 1.0	< 1.0	< 1.0
Ethylbenzene	µg/L	1000 ^A	14 ^B _{oz}	< 0.50	< 0.50	< 0.50	< 0.50	< 0.50	< 0.50	< 0.50	< 5.0	< 0.50	< 0.50	< 0.50	< 0.50	< 0.50	< 0.50	< 0.50	< 0.50	< 0.50	< 0.50
Xylene, m & p-	µg/L	n/v	n/v	-	-	-	-	-	-	-	-	-	-	-	-	-	-	-	-	-	-
Xylene, o-	µg/L	n/v	n/v	-	-	-	-	-	-	-	-	-	-	-	-	-	-	-	-	-	-
Xylenes, Total	µg/L	40000 ^A	27 ^B _{dz}	< 1.5	< 1.5	< 1.5	< 1.5	< 1.5	< 1.5	< 1.5	< 10.0	< 1.5	< 1.5	< 1.5	< 1.5	< 1.5	< 1.5	< 1.5	< 1.5	< 1.5	< 1.5
Methyl tert-butyl ether (MTBE)	µg/L	n/v	n/v	-	-	-	-	-	-	-	-	-	-	-	-	-	-	-	-	-	-
Naphthalene	µg/L	100 ^A	13 ^B _{az}	-	-	-	-	-	-	-	-	-	-	-	-	-	-	-	-	-	-
Polycyclic Aromatic Hydrocarbons																					
Acenaphthene	µg/L	2100 ^A	38 ^B _a	< 1.0	< 1.0	< 1.0 J	< 1.0	< 1.0 J	< 1.0	< 1.0	< 1.0	< 1.0	< 1.0	< 1.0	< 1.0	< 1.0	< 1.0	< 1.0	< 1.0	< 1.0	< 1.0
Acenaphthylene	µg/L	n/v	4840 ^B _b	< 1.0	< 1.0	< 1.0 J	< 1.0	< 1.0 J	< 1.0	< 1.0	< 1.0	< 1.0	< 1.0	< 1.0	< 1.0	< 1.0	< 1.0	< 1.0	< 1.0	< 1.0	< 1.0
Anthracene	µg/L	11000 ^A	0.035 ^B _f	< 0.10	< 0.10	< 0.10 J	< 0.10	< 0.10 J	< 0.10	< 0.10	< 0.10	< 0.10	< 0.10	< 0.10	< 0.10	< 0.10	< 0.10	< 0.10	< 0.10	< 0.10	< 0.10
Benzo(a)anthracene	µg/L	0.1 ^A	0.025 ^B _{cz}	< 0.10	< 0.10	< 0.10 J	< 0.10	< 0.10 J	< 0.10	< 0.10	< 0.10	< 0.10	< 0.10	< 0.10	< 0.10	< 0.10	< 0.10	< 0.10	< 0.10	< 0.10	< 0.10
Benzo(a)pyrene	µg/L	0.2 ^A	0.014 ^B _n	< 0.10	< 0.10	< 0.10 J	< 0.10	< 0.10 J	< 0.10	< 0.10	< 0.10	< 0.10	< 0.10	< 0.10	< 0.10	< 0.10	< 0.10	< 0.10	< 0.10	< 0.10	< 0.10
Benzo(b)fluoranthene	µg/L	0.2 ^A	9.07 ^B _b	< 0.10	< 0.10	< 0.10 J	< 0.10	< 0.10 J	< 0.10	< 0.10	< 0.10	< 0.10	< 0.10	< 0.10	< 0.10	< 0.10	< 0.10	< 0.10	< 0.10	< 0.10	< 0.10
Benzo(g,h,i)perylene	µg/L	n/v	7.64 ^B _b	< 0.10	< 0.10	< 0.10 J	< 0.10	< 0.10 J	< 0.10	< 0.10	< 0.10	< 0.10	< 0.10	< 0.10	< 0.10	< 0.10	< 0.10	< 0.10	< 0.10	< 0.10	< 0.10
Benzo(k)fluoranthene	µg/L	0.2 ^A	n/v	< 0.10	< 0.10	< 0.10 J	< 0.10	< 0.10 J	< 0.10	< 0.10	< 0.10	< 0.10	< 0.10	< 0.10	< 0.10	< 0.10	< 0.10	< 0.10	< 0.10	< 0.10	< 0.10
Chrysene	µg/L	0.2 ^A	n/v	< 0.50	< 0.50	< 0.50 J	< 0.50	< 0.50 J	< 0.50	< 0.50	< 0.50	< 0.50	< 0.50	< 0.50	< 0.50	< 0.50	< 0.50	< 0.50	< 0.50	< 0.50	< 0.50
Dibenzo(a,h)anthracene	µg/L	0.3 ^A	n/v	< 0.10	< 0.10	< 0.10 J	< 0.10	< 0.10 J	< 0.10	< 0.10	< 0.10	< 0.10	< 0.10	< 0.10	< 0.10	< 0.10	< 0.10	< 0.10	< 0.10	< 0.10	< 0.10
Fluoranthene	µg/L	n/v	1.9 ^B _{tz}	< 1.0	< 1.0	< 1.0 J	< 1.0	< 1.0 J	< 1.0	< 1.0	< 1.0	< 1.0	< 1.0	< 1.0	< 1.0	< 1.0	< 1.0	< 1.0	< 1.0	< 1.0	< 1.0
Fluorene	µg/L	1400 ^A	19 ^B _d	< 1.0	< 1.0	< 1.0 J	< 1.0	< 1.0 J	< 1.0	< 1.0	< 1.0	< 1.0	< 1.0	< 1.0	< 1.0	< 1.0	< 1.0	< 1.0	< 1.0	< 1.0	< 1.0
Indeno(1,2,3-cd)pyrene	µg/L	0.4 ^A	4.31 ^B _b	< 0.10	< 0.10	< 0.10 J	< 0.10	< 0.10 J	< 0.10	< 0.10	< 0.10	< 0.10	< 0.10	< 0.10	< 0.10	< 0.10	< 0.10	< 0.10	< 0.10	< 0.10	< 0.10
Naphthalene	µg/L	100 ^A	13 ^B _{az}	< 1.0	< 1.0	< 1.0 J	< 1.0 J	< 1.0 J	< 1.0	< 1.0	< 1.0	< 1.0	< 1.0	< 1.0	< 1.0	< 1.0	< 1.0	< 1.0	< 1.0	< 1.0	< 1.0
Phenanthrene	µg/L	n/v	3.6 ^B _f	< 1.0	< 1.0	< 1.0 J	< 1.0	< 1.0 J	< 1.0	< 1.0	< 1.0	< 1.0	< 1.0	< 1.0	< 1.0	< 1.0	< 1.0	< 1.0	< 1.0	< 1.0	< 1.0
Pyrene	µg/L	1100 ^A	0.3 ^B _a	< 1.0	< 1.0	< 1.0 J	< 1.0	< 1.0 J	< 1.0	< 1.0	< 1.0	< 1.0	< 1.0	< 1.0	< 1.0	< 1.0	< 1.0	< 1.0	< 1.0	< 1.0	< 1.0

See notes on last page

TABLE 2
CUMULATIVE SURFACE WATER ANALYTICAL RESULTS - BTEX AND PAHs
Jan 21, 2015
BP Products North America Inc.
Site #215 - Indianapolis Terminal
2500 N. Tibbs Avenue
Indianapolis, Marion County, IN 46222
Stantec Project No.: 182612296

Sample Location					6-Mar-12	3-Apr-12	15-May-12	12-Jun-12	26-Jun-12	14-Aug-12	4-Sep-12	11-Dec-12	26-Feb-13	26-Feb-13	15-Mar-13	9-Apr-13	14-May-13	24-Jul-13	23-Aug-13	25-Sep-13	17-Oct-13
Sample Date																					
Sample ID					BPIT-4B-030612	BPIT-4B-040312	BPIT-4B-051512	BPIT-4B-061212	BPIT-LEC4B-062612	BPIT-LEC4B-081412	BPIT-LEC4B-090412	BPIT-LEC4B-121112	BPIT-LEC4B-022613	BPIT-DUP01-022613	BPIT-LEC4B-031513	BPIT-LEC4B-040913	BPIT-LEC4B-051413	BPIT-LEC4B-072413	BPIT-LEC4B-082313	BPIT-LEC4B-092513	BPIT-LEC4B-101713
Sampling Company					STANTEC	STANTEC	STANTEC	STANTEC	STANTEC	STANTEC	STANTEC	STANTEC	STANTEC	STANTEC	STANTEC	STANTEC	STANTEC	STANTEC	STANTEC	STANTEC	STANTEC
Laboratory			USEPA		PIII	PIII	PIII	PIII	PIII	PIII	PIII	PIII	PIII	PIII	PIII	PIII	PIII	PIII	PIII	PIII	PIII
Laboratory Work Order			Region 5		5059490	5061000	5062957	5064373	5065225	5067503	5068540	5073543	5076736	5076736	5077586	5078625	5080418	5084068	5085669	5087438	5088520
Laboratory Sample ID			RCRA		5059490005	5061000005	5062957005	5064373004	5065225005	5067503001	5068540005	5073543005	5076736005	5076736010	5077586005	5078625005	5080418005	5084068005	5085669005	5087438005	5088520005
Sample Type	Units	SFAL	Ecological											Field Duplicate							
BTEX and VOCs																					
Benzene	µg/L	100 ^A	114 ^B _f	< 0.50	< 0.50	7.2	5.0	< 0.50	< 0.50	< 5.0	< 0.50	< 0.50	< 0.50	< 0.50	< 0.50	< 0.50	< 0.50	< 0.50	< 0.50	< 0.50	
Toluene	µg/L	2000 ^A	253 ^B _f	< 1.0	< 1.0	< 1.0	< 1.0	< 1.0	< 1.0	< 5.0	< 1.0	< 1.0	< 1.0	< 1.0	< 1.0	< 1.0	< 1.0	< 1.0	< 1.0	< 1.0	
Ethylbenzene	µg/L	1000 ^A	14 ^B _{oz}	< 0.50	< 0.50	< 0.50	< 0.50	< 0.50	< 0.50	< 5.0	< 0.50	< 0.50	< 0.50	< 0.50	< 0.50	< 0.50	< 0.50	< 0.50	< 0.50	< 0.50	
Xylene, m & p-	µg/L	n/v	n/v	-	-	-	-	-	-	-	-	-	-	-	-	-	-	-	-	-	
Xylene, o-	µg/L	n/v	n/v	-	-	-	-	-	-	-	-	-	-	-	-	-	-	-	-	-	
Xylenes, Total	µg/L	40000 ^A	27 ^B _{dz}	< 1.5	< 1.5	< 1.5	< 1.5	< 1.5	< 1.5	< 10.0	< 1.5	< 1.5	< 1.5	< 1.5	< 1.5	< 1.5	< 1.5	< 1.5	< 1.5	< 1.5	
Methyl tert-butyl ether (MTBE)	µg/L	n/v	n/v	-	-	-	-	-	-	-	-	-	-	-	-	-	-	-	-	-	
Naphthalene	µg/L	100 ^A	13 ^B _{az}	-	-	-	-	-	-	-	-	-	-	-	-	-	-	-	-	-	
Polycyclic Aromatic Hydrocarbons																					
Acenaphthene	µg/L	2100 ^A	38 ^B _a	< 1.0	< 1.0	< 1.0	< 1.0	< 1.0	< 1.0	< 1.0	< 1.0	< 1.0 J	< 1.0 J	< 1.0 J	< 1.0	< 1.0 J	< 1.0 J	< 1.0 J	< 1.0	< 1.0	
Acenaphthylene	µg/L	n/v	4840 ^B _b	< 1.0	< 1.0	< 1.0	< 1.0	< 1.0	< 1.0	< 1.0	< 1.0	< 1.0 J	< 1.0 J	< 1.0 J	< 1.0	< 1.0 J	< 1.0 J	< 1.0 J	< 1.0	< 1.0	
Anthracene	µg/L	11000 ^A	0.035 ^B _f	< 0.10	< 0.10	< 0.10	< 0.10	< 0.10	< 0.10	0.055 NJ ^B	< 0.10	< 0.10 J	< 0.10 J	< 0.10 J	0.33 J ^B	< 0.10	< 0.10 J	< 0.10 J	< 0.10	< 0.10	
Benzo(a)anthracene	µg/L	0.1 ^A	0.025 ^B _{cz}	< 0.10	< 0.10	< 0.10	< 0.10	< 0.10	< 0.10	< 0.10	0.052 NJ ^B	0.078 NJ ^B	< 0.10 J	< 0.10 J	0.48 J ^{AB}	< 0.10	< 0.10 J	< 0.10 J	0.061 NJ ^B	< 0.10	
Benzo(a)pyrene	µg/L	0.2 ^A	0.014 ^B _{h1}	< 0.10	< 0.10	< 0.10	< 0.10	< 0.10	< 0.10	< 0.10	0.055 NJ ^B	0.11 J ^B	< 0.10 J	< 0.10 J	0.38 J ^{AB}	< 0.10	< 0.10 J	< 0.10 J	< 0.10	< 0.10	
Benzo(b)fluoranthene	µg/L	0.2 ^A	9.07 ^B _b	< 0.10	< 0.10	< 0.10	< 0.10	< 0.10	< 0.10	< 0.10	0.074 NJ	0.20 J	< 0.10 J	< 0.10 J	0.36 J ^A	< 0.10	< 0.10 J	< 0.10 J	0.068 NJ	< 0.10	
Benzo(g,h,i)perylene	µg/L	n/v	7.64 ^B _b	< 0.10	< 0.10	< 0.10	< 0.10	< 0.10	< 0.10	< 0.10	0.069 NJ	0.15 J	< 0.10 J	< 0.10 J	0.23 J	< 0.10	< 0.10 J	< 0.10 J	0.056 NJ	< 0.10	
Benzo(k)fluoranthene	µg/L	0.2 ^A	n/v	< 0.10	< 0.10	< 0.10	< 0.10	< 0.10	< 0.10	< 0.10	0.085 NJ	0.12 J	< 0.10 J	< 0.10 J	0.35 J ^A	< 0.10	< 0.10 J	< 0.10 J	0.062 NJ	< 0.10	
Chrysene	µg/L	0.2 ^A	n/v	< 0.50	< 0.50	< 0.50	< 0.50	< 0.50	< 0.50	< 0.50	< 0.50	< 0.50	< 0.50 J	< 0.50 J	0.50 J ^A	< 0.50	< 0.50 J	< 0.50 J	< 0.50	< 0.50	
Dibenzo(a,h)anthracene	µg/L	0.3 ^A	n/v	< 0.10	< 0.10	< 0.10	< 0.10	< 0.10	< 0.10	< 0.10	0.069 NJ	0.054 NJ	< 0.10 J	< 0.10 J	0.078 NJ	< 0.10	< 0.10 J	< 0.10 J	< 0.10	< 0.10	
Fluoranthene	µg/L	n/v	1.9 ^B _{tz}	< 1.0	< 1.0	< 1.0	< 1.0	< 1.0	< 1.0	< 1.0	< 1.0	< 1.0 J	< 1.0 J	< 1.0 J	1.4 J	< 1.0	< 1.0 J	< 1.0 J	< 1.0	< 1.0	
Fluorene	µg/L	1400 ^A	19 ^B _d	< 1.0	< 1.0	< 1.0	< 1.0	< 1.0	< 1.0	< 1.0	< 1.0	< 1.0 J	< 1.0 J	< 1.0 J	< 1.0	< 1.0	< 1.0 J	< 1.0 J	< 1.0	< 1.0	
Indeno(1,2,3-cd)pyrene	µg/L	0.4 ^A	4.31 ^B _b	< 0.10	< 0.10	< 0.10	< 0.10	< 0.10	< 0.10	< 0.10	0.072 NJ	0.12 J	< 0.10 J	< 0.10 J	0.19 J	< 0.10	< 0.10 J	< 0.10 J	0.059 NJ	< 0.10	
Naphthalene	µg/L	100 ^A	13 ^B _{az}	< 1.0	< 1.0	< 1.0	< 1.0	< 1.0 J	< 1.0	< 1.0	< 1.0	< 1.0	< 1.0 J	< 1.0 J	< 1.0	< 1.0 J	< 1.0 J	< 1.0 J	< 1.0	< 1.0	
Phenanthrene	µg/L	n/v	3.6 ^B _b	< 1.0	< 1.0	< 1.0	< 1.0	< 1.0	< 1.0	< 1.0	< 1.0	< 1.0	< 1.0 J	< 1.0 J	1.9 J	< 1.0	< 1.0 J	< 1.0 J	< 1.0	< 1.0	
Pyrene	µg/L	1100 ^A	0.3 ^B _a	< 1.0	< 1.0	< 1.0	< 1.0	< 1.0	< 1.0	< 1.0	< 1.0	< 1.0	< 1.0 J	< 1.0 J	1.2 J ^B	< 1.0	< 1.0 J	< 1.0 J	< 1.0	< 1.0	

See notes on last page

TABLE 2
CUMULATIVE SURFACE WATER ANALYTICAL RESULTS - BTEX AND PAHs
Jan 21, 2015
BP Products North America Inc.
Site #215 - Indianapolis Terminal
2500 N. Tibbs Avenue
Indianapolis, Marion County, IN 46222
Stantec Project No.: 182612296

Sample Location Sample Date				4B											5B							
				13-Nov-13	17-Mar-14	21-Apr-14	21-May-14	16-Jun-14	18-Jul-14	25-Aug-14	19-Sep-14	17-Oct-14	12-Nov-14	17-Dec-14	6-Mar-12	3-Apr-12	15-May-12	12-Jun-12	26-Jun-12	14-Aug-12	4-Sep-12	11-Dec-12
Sample ID				BPIT-LEC4B-111313	BPIT-LEC 4B-031714	BPIT-LEC 4B-042114	BPIT-LEC4B-052114	BPIT-LEC4B-061614	BPIT-LEC4B-071814	BPIT_LEC4B-082514	BPIT-LEC4B-091914	BPIT-LEC4B-101714	BPIT-LEC4B-111214	BPIT-LEC4B-121714	BPIT-5B-030612	BPIT-5B-040312	BPIT-5B-051512	BPIT-5B-061212	BPIT-LEC5B-062612 S	BPIT-LEC5B-081412	BPIT-LEC5B-090412	BPIT-LEC5B-121112
Sampling Company			USEPA	STANTEC	STANTEC	STANTEC	STANTEC	STANTEC	STANTEC	STANTEC	STANTEC	STANTEC	STANTEC	STANTEC	STANTEC	STANTEC	STANTEC	STANTEC	STANTEC	STANTEC	STANTEC	STANTEC
Laboratory			Region 5	PIII	PIII	PII	PACE	PACE	PACE	PACE	PACE	PACE	PACE	PACE	PIII	PIII	PIII	PIII	PIII	PIII	PIII	PIII
Laboratory Work Order			RCRA	5089822	5094734	5096521	5098077	5099367	50101099	50102757	50104047	50105553	50106875	50109364	5059490	5061000	5062957	5064373	5065225	5067503	5068540	5073543
Laboratory Sample ID				5089822005	5094734007	5096521005	5098077005	5099367005	50101099005	50102757005	50104047005	50105553006	50106875005	50109364005	5059490006	5061000006	5062957006	5064373005	5065225008	5067503002	5068540006	5073543006
Sample Type	Units	SFAL	Ecological																			
BTEX and VOCs																						
Benzene	µg/L	100 ^A	114 _f ^B	< 5.0	< 0.50	< 0.50	< 0.50	< 0.50	< 0.50	< 0.50	< 0.50	< 0.50	< 0.50	<0.50	< 0.50	< 0.50	< 0.50	< 0.50	0.59	< 0.50	< 5.0	< 0.50
Toluene	µg/L	2000 ^A	253 _f ^B	< 5.0	< 1.0	< 1.0	< 1.0	< 1.0	< 1.0	< 1.0	< 1.0	< 1.0	< 1.0	<1.0	< 1.0	< 1.0	< 1.0	< 1.0	< 1.0	< 1.0	< 5.0	< 1.0
Ethylbenzene	µg/L	1000 ^A	14 _{oz} ^B	< 5.0	< 0.50	< 0.50	< 0.50	< 0.50	< 0.50	< 0.50	< 0.50	< 0.50	< 0.50	<0.50	< 0.50	< 0.50	< 0.50	< 0.50	< 0.50	< 0.50	< 5.0	< 0.50
Xylene, m & p-	µg/L	n/v	n/v	-	-	-	-	-	-	-	-	-	-	-	-	-	-	-	-	-	-	-
Xylene, o-	µg/L	n/v	n/v	-	-	-	-	-	-	-	-	-	-	-	-	-	-	-	-	-	-	-
Xylenes, Total	µg/L	40000 ^A	27 _{dz} ^B	< 10.0	< 1.5	< 1.5	< 1.5	< 1.5	< 1.5	< 1.5	< 1.5	< 1.5	< 1.5	<1.5	< 1.5	< 1.5	< 1.5	< 1.5	< 1.5	< 1.5	< 10.0	< 1.5
Methyl tert-butyl ether (MTBE)	µg/L	n/v	n/v	-	-	-	-	-	-	-	-	-	-	-	-	-	-	-	-	-	-	-
Naphthalene	µg/L	100 ^A	13 _{az} ^B	-	-	-	-	-	-	-	-	-	-	-	-	-	-	-	-	-	-	-
Polycyclic Aromatic Hydrocarbons																						
Acenaphthene	µg/L	2100 ^A	38 _a ^B	< 1.0	< 1.0	< 1.0	< 1.0	< 1.0	< 1.0	< 1.0	< 1.0	< 1.0	< 1.0	<1.0	< 1.0	< 1.0	< 1.0	< 1.0	< 1.0	< 1.0	< 1.0	< 1.0
Acenaphthylene	µg/L	n/v	4840 _b ^B	< 1.0	< 1.0	< 1.0	< 1.0	< 1.0	< 1.0	< 1.0	< 1.0	< 1.0	< 1.0	<1.0	< 1.0	< 1.0	< 1.0	< 1.0	< 1.0	< 1.0	< 1.0	< 1.0
Anthracene	µg/L	11000 ^A	0.035 _f ^B	< 0.10	< 0.10	< 0.10	< 0.10	< 0.10	< 0.10	< 0.10	< 0.10	< 0.10	< 0.10	<0.10	< 0.10	< 0.10	< 0.10	< 0.10	< 0.10	< 0.10	< 0.10	< 0.10
Benzo(a)anthracene	µg/L	0.1 ^A	0.025 _{cz} ^B	< 0.10	< 0.10	< 0.10	< 0.10	< 0.10	< 0.10	< 0.10	< 0.10	< 0.10	< 0.10	<0.10	< 0.10	< 0.10	< 0.10	< 0.10	< 0.10	< 0.10	< 0.10	< 0.10
Benzo(a)pyrene	µg/L	0.2 ^A	0.014 _n ^B	< 0.10	< 0.10	< 0.10	< 0.10	< 0.10	< 0.10	< 0.10	< 0.10	< 0.10	< 0.10	<0.10	< 0.10	< 0.10	< 0.10	< 0.10	< 0.10	< 0.10	< 0.10	< 0.10
Benzo(b)fluoranthene	µg/L	0.2 ^A	9.07 _b ^B	< 0.10	< 0.10	< 0.10	< 0.10	< 0.10	< 0.10	< 0.10	< 0.10	< 0.10	< 0.10	<0.10	< 0.10	< 0.10	< 0.10	< 0.10	< 0.10	< 0.10	< 0.10	< 0.10
Benzo(g,h,i)perylene	µg/L	n/v	7.64 _b ^B	< 0.10	< 0.10	< 0.10	< 0.10	< 0.10	< 0.10	< 0.10	< 0.10	< 0.10	< 0.10	<0.10	< 0.10	< 0.10	< 0.10	< 0.10	< 0.10	< 0.10	< 0.10	< 0.10
Benzo(k)fluoranthene	µg/L	0.2 ^A	n/v	< 0.10	< 0.10	< 0.10	< 0.10	< 0.10	< 0.10	< 0.10	< 0.10	< 0.10	< 0.10	<0.10	< 0.10	< 0.10	< 0.10	< 0.10	< 0.10	< 0.10	< 0.10	< 0.10
Chrysene	µg/L	0.2 ^A	n/v	< 0.50	< 0.50	< 0.50	< 0.50	< 0.50	< 0.50	< 0.50	< 0.50	< 0.50	< 0.50	<0.50	< 0.50	< 0.50	< 0.50	< 0.50	< 0.50	< 0.50	< 0.50	< 0.50
Dibenzo(a,h)anthracene	µg/L	0.3 ^A	n/v	< 0.10	< 0.10	< 0.10	< 0.10	< 0.10	< 0.10	< 0.10	< 0.10	< 0.10	< 0.10	<0.10	< 0.10	< 0.10	< 0.10	< 0.10	< 0.10	< 0.10	< 0.10	< 0.10
Fluoranthene	µg/L	n/v	1.9 _{fz} ^B	< 1.0	< 1.0	< 1.0	< 1.0	< 1.0	< 1.0	< 1.0	< 1.0	< 1.0	< 1.0	<1.0	< 1.0	< 1.0	< 1.0	< 1.0	< 1.0	< 1.0	< 1.0	< 1.0
Fluorene	µg/L	1400 ^A	19 _d ^B	< 1.0	< 1.0	< 1.0	< 1.0	< 1.0	< 1.0	< 1.0	< 1.0	< 1.0	< 1.0	<1.0	< 1.0	< 1.0	< 1.0	< 1.0	< 1.0	< 1.0	< 1.0	< 1.0
Indeno(1,2,3-cd)pyrene	µg/L	0.4 ^A	4.31 _b ^B	< 0.10	< 0.10	< 0.10	< 0.10	< 0.10	< 0.10	< 0.10	< 0.10	< 0.10	< 0.10	<0.10	< 0.10	< 0.10	< 0.10	< 0.10	< 0.10	< 0.10	< 0.10	< 0.10
Naphthalene	µg/L	100 ^A	13 _{az} ^B	< 1.0	< 1.0	< 1.0	< 1.0	< 1.0	< 1.0	< 1.0	< 1.0	< 1.0	< 1.0	<1.0	< 1.0	< 1.0	< 1.0	< 1.0 J	< 1.0	< 1.0	< 1.0	< 1.0
Phenanthrene	µg/L	n/v	3.6 _b ^B	< 1.0	< 1.0	< 1.0	< 1.0	< 1.0	< 1.0	< 1.0	< 1.0	< 1.0	< 1.0	<1.0	< 1.0	< 1.0	< 1.0	< 1.0	< 1.0	< 1.0	< 1.0	< 1.0
Pyrene	µg/L	1100 ^A	0.3 _a ^B	< 1.0	< 1.0	< 1.0	< 1.0	< 1.0	< 1.0	< 1.0	< 1.0	< 1.0	< 1.0	<1.0	< 1.0	< 1.0	< 1.0	< 1.0	< 1.0	< 1.0	< 1.0	< 1.0

See notes on last page

TABLE 2
CUMULATIVE SURFACE WATER ANALYTICAL RESULTS - BTEX AND PAHs
Jan 21, 2015
BP Products North America Inc.
Site #215 - Indianapolis Terminal
2500 N. Tibbs Avenue
Indianapolis, Marion County, IN 46222
Stantec Project No.: 182612296

Sample Location				5B																		
Sample Date				26-Feb-13	15-Mar-13	9-Apr-13	14-May-13	24-Jul-13	23-Aug-13	25-Sep-13	17-Oct-13	13-Nov-13	17-Mar-14	21-Apr-14	21-May-14	16-Jun-14	18-Jul-14	25-Aug-14	19-Sep-14	17-Oct-14	12-Nov-14	17-Dec-14
Sample ID				BPIT-LEC5B-022613	BPIT-LEC5B-031513	BPIT-LEC5B-040913	BPIT-LEC5B-051413	BPIT-LEC5B-072413	BPIT-LEC5B-082313	BPIT-LEC5B-092513	BPIT-LEC5B-101713	BPIT-LEC5B-111313	BPIT-LEC 5B-031714	BPIT-LEC 5B-042114	BPIT-LEC5B-052114	BPIT-LEC5B-061614	BPIT-LEC5B-071814	BPIT_LEC5B-082514	BPIT-LEC5B-091914	BPIT-LEC5B-101714	BPIT-LEC5B-111214	BPIT-LEC5B-121714
Sampling Company				STANTEC	STANTEC	STANTEC	STANTEC	STANTEC	STANTEC	STANTEC	STANTEC	STANTEC	STANTEC	STANTEC	STANTEC	STANTEC	STANTEC	STANTEC	STANTEC	STANTEC	STANTEC	STANTEC
Laboratory			USEPA	PIII	PIII	PIII	PIII	PIII	PIII	PIII	PIII	PIII	PIII	PIII	PII	PACE	PACE	PACE	PACE	PACE	PACE	PACE
Laboratory Work Order			Region 5	5076736	5077586	5078625	5080418	5084068	5085669	5087438	5088520	5089822	5094734	5096521	5098077	5099367	50101099	50102757	50104047	50105553	50106875	50109364
Laboratory Sample ID			RCRA	5076736006	5077586006	5078625006	5080418006	5084068006	5085669006	5087438006	5088520006	5089822006	5094734008	5096521006	5098077006	5099367006	5010109906	50102757006	50104047006	50105553003	50106875006	50109364006
Sample Type	Units	SFAL	Ecological																			
BTEX and VOCs																						
Benzene	µg/L	100 ^A	114 ^B _f	< 0.50	< 0.50	< 0.50	< 0.50	< 0.50	< 0.50	< 0.50	< 0.50	< 5.0	< 0.50	< 0.50	< 0.50	< 0.50	< 0.50	< 0.50	< 0.50	< 0.50	< 0.50	<0.50
Toluene	µg/L	2000 ^A	253 ^B _f	< 1.0	< 1.0	< 1.0	< 1.0	< 1.0	< 1.0	< 1.0	< 1.0	< 5.0	< 1.0	< 1.0	< 1.0	< 1.0	< 1.0	< 1.0	< 1.0	< 1.0	< 1.0	<1.0
Ethylbenzene	µg/L	1000 ^A	14 ^B _{oz}	< 0.50	< 0.50	< 0.50	< 0.50	< 0.50	< 0.50	< 0.50	< 0.50	< 5.0	< 0.50	< 0.50	< 0.50	< 0.50	< 0.50	< 0.50	< 0.50	< 0.50	< 0.50	<0.50
Xylene, m & p-	µg/L	n/v	n/v	-	-	-	-	-	-	-	-	-	-	-	-	-	-	-	-	-	-	-
Xylene, o-	µg/L	n/v	n/v	-	-	-	-	-	-	-	-	-	-	-	-	-	-	-	-	-	-	-
Xylenes, Total	µg/L	40000 ^A	27 ^B _{dz}	< 1.5	< 1.5	< 1.5	< 1.5	< 1.5	< 1.5	< 1.5	< 1.5	< 10.0	< 1.5	< 1.5	< 1.5	< 1.5	< 1.5	< 1.5	< 1.5	< 1.5	< 1.5	<1.5
Methyl tert-butyl ether (MTBE)	µg/L	n/v	n/v	-	-	-	-	-	-	-	-	-	-	-	-	-	-	-	-	-	-	-
Naphthalene	µg/L	100 ^A	13 ^B _{az}	-	-	-	-	-	-	-	-	-	-	-	-	-	-	-	-	-	-	-
Polycyclic Aromatic Hydrocarbons																						
Acenaphthene	µg/L	2100 ^A	38 ^B _a	< 1.0 J	< 1.0 J	< 1.0 J	< 1.0	< 1.0 J	< 1.0	< 1.0	< 1.0 J	< 1.0 J	< 1.0	< 1.0	< 1.0	< 1.0	< 1.0	< 1.0	< 1.0	< 1.0	< 1.0	<1.0
Acenaphthylene	µg/L	n/v	4840 ^B _b	< 1.0 J	< 1.0 J	< 1.0 J	< 1.0	< 1.0 J	< 1.0	< 1.0	< 1.0 J	< 1.0 J	< 1.0	< 1.0	< 1.0	< 1.0	< 1.0	< 1.0	< 1.0	< 1.0	< 1.0	<1.0
Anthracene	µg/L	11000 ^A	0.035 ^B _f	< 0.10 J	< 0.10 J	< 0.10 J	< 0.10	< 0.10 J	< 0.10	< 0.10	< 0.10 J	< 0.10 J	< 0.10	< 0.10	< 0.10	< 0.10	< 0.10	< 0.10	< 0.10	< 0.10	< 0.10	<0.10
Benzo(a)anthracene	µg/L	0.1 ^A	0.025 ^B _{cz}	0.060 NJ ^B	< 0.10 J	< 0.10 J	< 0.10	< 0.10 J	< 0.10	< 0.10	< 0.10 J	< 0.10 J	< 0.10	< 0.10	< 0.10	< 0.10	< 0.10	< 0.10	< 0.10	< 0.10	< 0.10	<0.10
Benzo(a)pyrene	µg/L	0.2 ^A	0.014 ^B _n	0.072 NJ ^B	< 0.10 J	< 0.10 J	< 0.10	< 0.10 J	< 0.10	< 0.10	< 0.10 J	< 0.10 J	< 0.10	< 0.10	< 0.10	< 0.10	< 0.10	< 0.10	< 0.10	< 0.10	< 0.10	<0.10
Benzo(b)fluoranthene	µg/L	0.2 ^A	9.07 ^B _b	0.13 J	< 0.10 J	< 0.10 J	< 0.10	< 0.10 J	< 0.10	< 0.10	< 0.10 J	< 0.10 J	< 0.10	< 0.10	< 0.10	< 0.10	< 0.10	< 0.10	< 0.10	< 0.10	< 0.10	<0.10
Benzo(g,h,i)perylene	µg/L	n/v	7.64 ^B _b	0.095 NJ	< 0.10 J	< 0.10 J	< 0.10	< 0.10 J	< 0.10	< 0.10	< 0.10 J	< 0.10 J	< 0.10	< 0.10	< 0.10	< 0.10	< 0.10	< 0.10	< 0.10	< 0.10	< 0.10	<0.10
Benzo(k)fluoranthene	µg/L	0.2 ^A	n/v	0.10 J	< 0.10 J	< 0.10 J	< 0.10	< 0.10 J	< 0.10	< 0.10	< 0.10 J	< 0.10 J	< 0.10	< 0.10	< 0.10	< 0.10	< 0.10	< 0.10	< 0.10	< 0.10	< 0.10	<0.10
Chrysene	µg/L	0.2 ^A	n/v	< 0.50 J	< 0.50	< 0.50 J	< 0.50	< 0.50 J	< 0.50	< 0.50	< 0.50 J	< 0.50 J	< 0.50	< 0.50	< 0.50	< 0.50	< 0.50	< 0.50	< 0.50	< 0.50	< 0.50	<0.50
Dibenzo(a,h)anthracene	µg/L	0.3 ^A	n/v	< 0.10 J	< 0.10 J	< 0.10 J	< 0.10	< 0.10 J	< 0.10	< 0.10	< 0.10 J	< 0.10 J	< 0.10	< 0.10	< 0.10	< 0.10	< 0.10	< 0.10	< 0.10	< 0.10	< 0.10	<0.10
Fluoranthene	µg/L	n/v	1.9 ^B _{fz}	< 1.0 J	< 1.0 J	< 1.0 J	< 1.0	< 1.0 J	< 1.0	< 1.0	< 1.0 J	< 1.0 J	< 1.0	< 1.0	< 1.0	< 1.0	< 1.0	< 1.0	< 1.0	< 1.0	< 1.0	<1.0
Fluorene	µg/L	1400 ^A	19 ^B _d	< 1.0 J	< 1.0 J	< 1.0 J	< 1.0	< 1.0 J	< 1.0	< 1.0	< 1.0 J	< 1.0 J	< 1.0	< 1.0	< 1.0	< 1.0	< 1.0	< 1.0	< 1.0	< 1.0	< 1.0	<1.0
Indeno(1,2,3-cd)pyrene	µg/L	0.4 ^A	4.31 ^B _b	0.077 NJ	< 0.10 J	< 0.10 J	< 0.10	< 0.10 J	< 0.10	< 0.10	< 0.10 J	< 0.10 J	< 0.10	< 0.10	< 0.10	< 0.10	< 0.10	< 0.10	< 0.10	< 0.10	< 0.10	<0.10
Naphthalene	µg/L	100 ^A	13 ^B _{az}	< 1.0 J	< 1.0 J	< 1.0 J	< 1.0	< 1.0 J	< 1.0 J	< 1.0	< 1.0 J	< 1.0 J	< 1.0	< 1.0	< 1.0	< 1.0	< 1.0	< 1.0	< 1.0	< 1.0	< 1.0	<1.0
Phenanthrene	µg/L	n/v	3.6 ^B _f	< 1.0 J	< 1.0 J	< 1.0 J	< 1.0	< 1.0 J	< 1.0	< 1.0	< 1.0 J	< 1.0 J	< 1.0	< 1.0	< 1.0	< 1.0	< 1.0	< 1.0	< 1.0	< 1.0	< 1.0	<1.0
Pyrene	µg/L	1100 ^A	0.3 ^B _a	< 1.0 J	< 1.0 J	< 1.0 J	< 1.0	< 1.0 J	< 1.0	< 1.0	< 1.0 J	< 1.0 J	< 1.0	< 1.0	< 1.0	< 1.0	< 1.0	< 1.0	< 1.0	< 1.0	< 1.0	<1.0

See notes on last page

TABLE 2
CUMULATIVE SURFACE WATER ANALYTICAL RESULTS - BTEX AND PAHs
Jan 21, 2015
BP Products North America Inc.
Site #215 - Indianapolis Terminal
2500 N. Tibbs Avenue
Indianapolis, Marion County, IN 46222
Stantec Project No.: 182612296

Sample Location Sample Date				6B																
				6-Mar-12	3-Apr-12	15-May-12	12-Jun-12	25-Jun-12	14-Aug-12	4-Sep-12	11-Dec-12	26-Feb-13	15-Mar-13	9-Apr-13	14-May-13	24-Jul-13	23-Aug-13	25-Sep-13	17-Oct-13	13-Nov-13
Sample ID				BPIT-6B-030612	BPIT-6B-040312	BPIT-6B-051512	BPIT-6B-061212	BPIT-LEC6B-062512	BPIT-LEC6B-081412	BPIT-LEC6B-090412	BPIT-LEC6B-121112	BPIT-LEC6B-022613	BPIT-LEC6B-031513	BPIT-LEC6B-040913	BPIT-LEC6B-051413	BPIT-LEC6B-072413	BPIT-LEC6B-082313	BPIT-LEC6B-092513	BPIT-LEC6B-101713	BPIT-LEC6B-111313
Sampling Company			USEPA	STANTEC	STANTEC	STANTEC	STANTEC	STANTEC	STANTEC	STANTEC	STANTEC	STANTEC	STANTEC	STANTEC	STANTEC	STANTEC	STANTEC	STANTEC	STANTEC	STANTEC
Laboratory			Region 5	PIII	PIII	PIII	PIII	PIII	PIII	PIII	PIII	PIII	PIII	PIII	PIII	PIII	PIII	PIII	PIII	PIII
Laboratory Work Order			RCRA	5059490	5061000	5062957	5064371	5065060	5067503	5068540	5073543	5076736	5077586	5078625	5080418	5084068	5085669	5087438	5088520	5089822
Laboratory Sample ID				5059490001	5061000001	5062957001	5064371001	5065060001	5067503006	5068540001	5073543001	5076736001	5077586001	5078625001	5080418001	5084068001	5085669001	5087438001	5088520001	5089822001
Sample Type	Units	SFAL	Ecological																	
BTEX and VOCs																				
Benzene	µg/L	100 ^A	114 _f ^B	4.0	< 0.50	5.9	< 0.50	1.4	< 0.50	< 5.0	< 0.50	< 0.50	< 0.50	< 0.50	< 0.50	< 0.50	< 0.50	< 0.50	< 0.50	< 5.0
Toluene	µg/L	2000 ^A	253 _f ^B	< 1.0	< 1.0	< 1.0	< 1.0	< 1.0	< 1.0	< 5.0	< 1.0	< 1.0	< 1.0	< 1.0	< 1.0	< 1.0	< 1.0	< 1.0	< 1.0	< 5.0
Ethylbenzene	µg/L	1000 ^A	14 _{oz} ^B	< 0.50	< 0.50	< 0.50	< 0.50	< 0.50	< 0.50	< 5.0	< 0.50	< 0.50	< 0.50	< 0.50	< 0.50	< 0.50	< 0.50	< 0.50	< 0.50	< 5.0
Xylene, m & p-	µg/L	n/v	n/v	-	-	-	-	-	-	-	-	-	-	-	-	-	-	-	-	-
Xylene, o-	µg/L	n/v	n/v	-	-	-	-	-	-	-	-	-	-	-	-	-	-	-	-	-
Xylenes, Total	µg/L	40000 ^A	27 _{dz} ^B	< 1.5	< 1.5	< 1.5	< 1.5	< 1.5	< 1.5	< 10.0	< 1.5	< 1.5	< 1.5	< 1.5	< 1.5	< 1.5	< 1.5	< 1.5	< 1.5	< 10.0
Methyl tert-butyl ether (MTBE)	µg/L	n/v	n/v	-	-	-	-	-	-	-	-	-	-	-	-	-	-	-	-	-
Naphthalene	µg/L	100 ^A	13 _{az} ^B	-	-	-	-	-	-	-	-	-	-	-	-	-	-	-	-	-
Polycyclic Aromatic Hydrocarbons																				
Acenaphthene	µg/L	2100 ^A	38 _a ^B	< 1.0	< 1.0	< 1.0	< 1.0	< 1.0	< 1.0	< 1.0	< 1.0	< 1.0 J	< 1.0	< 1.0 J	< 1.0 J	< 1.0 J	< 1.0	< 1.0	< 1.0 J	< 1.0
Acenaphthylene	µg/L	n/v	4840 _b ^B	< 1.0	< 1.0	< 1.0	< 1.0	< 1.0	< 1.0	< 1.0	< 1.0	< 1.0 J	< 1.0	< 1.0 J	< 1.0 J	< 1.0 J	< 1.0	< 1.0	< 1.0 J	< 1.0
Anthracene	µg/L	11000 ^A	0.035 _f ^B	< 0.10	< 0.10	< 0.10	< 0.10	< 0.10	< 0.10	0.066 NJ ^B	< 0.10	< 0.10 J	< 0.10	< 0.10	< 0.10 J	< 0.10 J	< 0.10	< 0.10	< 0.10 J	< 0.10
Benzo(a)anthracene	µg/L	0.1 ^A	0.025 _{cz} ^B	< 0.10	< 0.10	< 0.10	< 0.10	< 0.10	< 0.10	< 0.10	< 0.10	0.055 NJ ^B	< 0.10	< 0.10	< 0.10 J	< 0.10 J	< 0.10	< 0.10	< 0.10 J	< 0.10
Benzo(a)pyrene	µg/L	0.2 ^A	0.014 _n ^B	< 0.10	< 0.10	< 0.10	< 0.10	< 0.10	< 0.10	< 0.10	< 0.10	0.054 NJ ^B	< 0.10	< 0.10	< 0.10 J	< 0.10 J	< 0.10	< 0.10	< 0.10 J	< 0.10
Benzo(b)fluoranthene	µg/L	0.2 ^A	9.07 _b ^B	< 0.10	< 0.10	< 0.10	< 0.10	< 0.10	< 0.10	< 0.10	< 0.10	0.099 NJ	< 0.10	< 0.10	< 0.10 J	< 0.10 J	< 0.10	< 0.10	< 0.10 J	< 0.10
Benzo(g,h,i)perylene	µg/L	n/v	7.64 _b ^B	0.087 NJ	< 0.10	< 0.10	< 0.10	< 0.10	< 0.10	< 0.10	< 0.10	0.063 NJ	< 0.10	< 0.10	< 0.10 J	< 0.10 J	< 0.10	< 0.10	< 0.10 J	< 0.10
Benzo(k)fluoranthene	µg/L	0.2 ^A	n/v	0.077 NJ	< 0.10	< 0.10	< 0.10	< 0.10	< 0.10	< 0.10	< 0.10	0.066 NJ	< 0.10	< 0.10	< 0.10 J	< 0.10 J	< 0.10	< 0.10	< 0.10 J	< 0.10
Chrysene	µg/L	0.2 ^A	n/v	< 0.50	< 0.50	< 0.52	< 0.50	< 0.50	< 0.50	< 0.50	< 0.50	< 0.50 J	< 0.50	< 0.50	< 0.50 J	< 0.50 J	< 0.50	< 0.50	< 0.50 J	< 0.50
Dibenzo(a,h)anthracene	µg/L	0.3 ^A	n/v	0.054 NJ	< 0.10	< 0.10	< 0.10	< 0.10	< 0.10	< 0.10	< 0.10	< 0.10 J	< 0.10	< 0.10	< 0.10 J	< 0.10 J	< 0.10	< 0.10	< 0.10 J	< 0.10
Fluoranthene	µg/L	n/v	1.9 _{fz} ^B	< 1.0	< 1.0	< 1.0	< 1.0	< 1.0	< 1.0	< 1.0	< 1.0	< 1.0 J	< 1.0	< 1.0	< 1.0 J	< 1.0 J	< 1.0	< 1.0	< 1.0 J	< 1.0
Fluorene	µg/L	1400 ^A	19 _d ^B	< 1.0	< 1.0	< 1.0	< 1.0	< 1.0	< 1.0	< 1.0	< 1.0	< 1.0 J	< 1.0	< 1.0	< 1.0 J	< 1.0 J	< 1.0	< 1.0	< 1.0 J	< 1.0
Indeno(1,2,3-cd)pyrene	µg/L	0.4 ^A	4.31 _b ^B	0.084 NJ	< 0.10	< 0.10	< 0.10	< 0.10	< 0.10	< 0.10	< 0.10	0.051 NJ	< 0.10	< 0.10	< 0.10 J	< 0.10 J	< 0.10	< 0.10	< 0.10 J	< 0.10
Naphthalene	µg/L	100 ^A	13 _{az} ^B	< 1.0	< 1.0	< 1.0	< 1.0	< 1.0	< 1.0	3.4	< 1.0	< 1.0 J	< 1.0	< 1.0 J	< 1.0 J	< 1.0 J	< 1.0	< 1.0	< 1.0 J	< 1.0
Phenanthrene	µg/L	n/v	3.6 _b ^B	< 1.0	< 1.0	< 1.0	< 1.0	< 1.0	< 1.0	< 1.0	< 1.0	< 1.0 J	< 1.0	< 1.0	< 1.0 J	< 1.0 J	< 1.0	< 1.0	< 1.0 J	< 1.0
Pyrene	µg/L	1100 ^A	0.3 _a ^B	< 1.0	< 1.0	< 1.0	< 1.0	< 1.0	< 1.0	< 1.0	< 1.0	< 1.0 J	< 1.0	< 1.0	< 1.0 J	< 1.0 J	< 1.0	< 1.0	< 1.0 J	< 1.0

See notes on last page

TABLE 2
CUMULATIVE SURFACE WATER ANALYTICAL RESULTS - BTEX AND PAHs
Jan 21, 2015
BP Products North America Inc.
Site #215 - Indianapolis Terminal
2500 N. Tibbs Avenue
Indianapolis, Marion County, IN 46222
Stantec Project No.: 182612296

Sample Location					17-Mar-14	21-Apr-14	21-May-14	16-Jun-14	18-Jul-14	6B 25-Aug-14	19-Sep-14	17-Oct-14	12-Nov-14	17-Dec-14	21-Jan-15					Trip Blank					
Sample Date					BPIT-LEC 6B-031714	BPIT-LEC 6B-042114	BPIT-LEC6B-052114	BPIT-LEC6B-061614	BPIT-LEC6B-071814	BPIT-LEC6B-082514	BPIT-LEC6B-091914	BPIT-LEC6B-101714	BPIT-LEC6B-111214	BPIT-LEC6B-121714	BPIT-LEC6B-012115	TRIP-01~5059490	3-Apr-12	15-May-12	12-Jun-12	TRIP BLANK	25-Jun-12	25-Jun-12	25-Jun-12	25-Jun-12	26-Jun-12
Sample ID																	TRIP BLANK	TRIP BLANK	TRIP BLANK~5064373	TRIP BLANK	TRIP BLANK #2	TRIP BLANK #3	TRIP BLANK #4	TRIP BLANK	
Sampling Company					STANTEC	STANTEC	STANTEC	STANTEC	STANTEC	STANTEC	STANTEC	STANTEC	STANTEC	STANTEC	STANTEC		STANTEC	STANTEC	STANTEC	STANTEC	STANTEC	STANTEC	STANTEC	STANTEC	
Laboratory			USEPA		PIII	PII	PACE	PACE	PACE	PACE	PACE	PACE	PACE	PACE	PACE	PIII	PIII	PIII	PIII	PIII	PIII	PIII	PIII	PIII	
Laboratory Work Order			Region 5		5094734	5096521	5098077	5099367	50101099	50102757	50104047	50105553	50106875	50109364	50111196	5059490	5061000	5062957	5064373	5065060	5065130	5065130	5065130	5065225	
Laboratory Sample ID			RCRA		5094734003	5096521001	5098077001	5099367001	50101099001	50102757001	50104047001	50105553001	50106875001	50109364001	50111196001	5059490010	5061000010	5062957011	5064373010	5065060005	5065130020	5065130021	5065130022	5065225010	
Sample Type	Units	SFAL	Ecological													Trip Blank	Trip Blank	Trip Blank	Trip Blank	Trip Blank	Trip Blank	Trip Blank	Trip Blank	Trip Blank	
BTEX and VOCs																									
Benzene	µg/L	100 ^A	114 _f ^B	< 0.50	< 0.50	< 0.50	< 0.50	< 0.50	< 0.50	< 0.50	< 0.50	< 0.50	< 0.50	<0.50	<0.50	< 0.50	< 0.50	< 0.50	< 0.50	< 0.50	< 0.50	< 0.50	< 0.50	< 0.50	
Toluene	µg/L	2000 ^A	253 _f ^B	< 1.0	< 1.0	< 1.0	< 1.0	< 1.0	< 1.0	< 1.0	< 1.0	< 1.0	< 1.0	<1.0	<1.0	< 1.0	< 1.0	< 1.0	< 1.0	< 1.0	< 1.0	< 1.0	< 1.0	< 1.0	
Ethylbenzene	µg/L	1000 ^A	14 _{oz} ^B	< 0.50	< 0.50	< 0.50	< 0.50	< 0.50	< 0.50	< 0.50	< 0.50	< 0.50	< 0.50	<0.50	<0.50	< 0.50	< 0.50	< 0.50	< 0.50	< 0.50	< 0.50	< 0.50	< 0.50	< 0.50	
Xylene, m & p-	µg/L	n/v	n/v	-	-	-	-	-	-	-	-	-	-	-	-	-	-	-	-	-	-	-	-	-	
Xylene, o-	µg/L	n/v	n/v	-	-	-	-	-	-	-	-	-	-	-	-	-	-	-	-	-	-	-	-	-	
Xylenes, Total	µg/L	40000 ^A	27 _{dz} ^B	< 1.5	< 1.5	< 1.5	< 1.5	< 1.5	< 1.5	< 1.5	< 1.5	< 1.5	< 1.5	<1.5	<1.5	< 1.5	< 1.5	< 1.5	< 1.5	< 1.5	< 1.5	< 1.5	< 1.5	< 1.5	
Methyl tert-butyl ether (MTBE)	µg/L	n/v	n/v	-	-	-	-	-	-	-	-	-	-	-	-	-	-	-	-	-	-	-	-	-	
Naphthalene	µg/L	100 ^A	13 _{az} ^B	-	-	-	-	-	-	-	-	-	-	-	-	-	-	-	-	-	-	-	-	-	
Polycyclic Aromatic Hydrocarbons																									
Acenaphthene	µg/L	2100 ^A	38 _a ^B	< 1.0	< 1.0	< 1.0	< 1.0	< 1.0	< 1.0	< 1.0	< 1.0	< 1.0	< 1.0	<1.0	<1.0	-	-	-	-	-	-	-	-	-	
Acenaphthylene	µg/L	n/v	4840 _b ^B	< 1.0	< 1.0	< 1.0	< 1.0	< 1.0	< 1.0	< 1.0	< 1.0	< 1.0	< 1.0	<1.0	<1.0	-	-	-	-	-	-	-	-	-	
Anthracene	µg/L	11000 ^A	0.035 _f ^B	< 0.10	< 0.10	< 0.10	< 0.10	< 0.10	< 0.10	< 0.10	< 0.10	< 0.10	< 0.10	<0.10	<0.10	-	-	-	-	-	-	-	-	-	
Benzo(a)anthracene	µg/L	0.1 ^A	0.025 _{cz} ^B	< 0.10	< 0.10	< 0.10	< 0.10	< 0.10	< 0.10	< 0.10	< 0.10	< 0.10	< 0.10	<0.10	<0.10	-	-	-	-	-	-	-	-	-	
Benzo(a)pyrene	µg/L	0.2 ^A	0.014 _n ^B	< 0.10	< 0.10	< 0.10	< 0.10	< 0.10	< 0.10	< 0.10	< 0.10	< 0.10	< 0.10	<0.10	<0.10	-	-	-	-	-	-	-	-	-	
Benzo(b)fluoranthene	µg/L	0.2 ^A	9.07 _b ^B	0.050 NJ	< 0.10	< 0.10	< 0.10	< 0.10	< 0.10	< 0.10	< 0.10	< 0.10	< 0.10	<0.10	<0.10	-	-	-	-	-	-	-	-	-	
Benzo(g,h,i)perylene	µg/L	n/v	7.64 _b ^B	< 0.10	< 0.10	< 0.10	< 0.10	< 0.10	< 0.10	< 0.10	< 0.10	< 0.10	< 0.10	<0.10	<0.10	-	-	-	-	-	-	-	-	-	
Benzo(k)fluoranthene	µg/L	0.2 ^A	n/v	0.069 NJ	< 0.10	< 0.10	< 0.10	< 0.10	< 0.10	< 0.10	< 0.10	< 0.10	< 0.10	<0.10	<0.10	-	-	-	-	-	-	-	-	-	
Chrysene	µg/L	0.2 ^A	n/v	< 0.50	< 0.50	< 0.50	< 0.50	< 0.50	< 0.50	< 0.50	< 0.50	< 0.50	< 0.50	<0.50	<0.50	-	-	-	-	-	-	-	-	-	
Dibenzo(a,h)anthracene	µg/L	0.3 ^A	n/v	< 0.10	< 0.10	< 0.10	< 0.10	< 0.10	< 0.10	< 0.10	< 0.10	< 0.10	< 0.10	<0.10	<0.10	-	-	-	-	-	-	-	-	-	
Fluoranthene	µg/L	n/v	1.9 _{fz} ^B	< 1.0	< 1.0	< 1.0	< 1.0	< 1.0	< 1.0	< 1.0	< 1.0	< 1.0	< 1.0	<1.0	<1.0	-	-	-	-	-	-	-	-	-	
Fluorene	µg/L	1400 ^A	19 _d ^B	< 1.0	< 1.0	< 1.0	< 1.0	< 1.0	< 1.0	< 1.0	< 1.0	< 1.0	< 1.0	<1.0	<1.0	-	-	-	-	-	-	-	-	-	
Indeno(1,2,3-cd)pyrene	µg/L	0.4 ^A	4.31 _b ^B	< 0.10	< 0.10	< 0.10	< 0.10	< 0.10	< 0.10	< 0.10	< 0.10	< 0.10	< 0.10	<0.10	<0.10	-	-	-	-	-	-	-	-	-	
Naphthalene	µg/L	100 ^A	13 _{az} ^B	< 1.0	< 1.0	< 1.0	< 1.0	< 1.0	< 1.0	< 1.0	< 1.0	< 1.0	< 1.0	<1.0	<1.0	-	-	-	-	-	-	-	-	-	
Phenanthrene	µg/L	n/v	3.6 _b ^B	< 1.0	< 1.0	< 1.0	< 1.0	< 1.0	< 1.0	< 1.0	< 1.0	< 1.0	< 1.0	<1.0	<1.0	-	-	-	-	-	-	-	-	-	
Pyrene	µg/L	1100 ^A	0.3 _a ^B	< 1.0	< 1.0	< 1.0	< 1.0	< 1.0	< 1.0	< 1.0	< 1.0	< 1.0	< 1.0	<1.0	<1.0	-	-	-	-	-	-	-	-	-	

See notes on last page

TABLE 2
CUMULATIVE SURFACE WATER ANALYTICAL RESULTS - BTEX AND PAHs
Jan 21, 2015
BP Products North America Inc.
Site #215 - Indianapolis Terminal
2500 N. Tibbs Avenue
Indianapolis, Marion County, IN 46222
Stantec Project No.: 182612296

Sample Location																					
Sample Date				27-Jun-12	27-Jun-12	14-Aug-12	4-Sep-12	11-Dec-12	26-Feb-13	15-Mar-13	9-Apr-13	Trip Blank		24-Jul-13	23-Aug-13	25-Sep-13	17-Oct-13	13-Nov-13	17-Mar-14	21-Apr-14	21-May-14
Sample ID				TRIP BLANK	TRIP BLANK	TRIP BLANK	TRIP BLANK	BPIT-TRIP BLANK-121112	BPIT-TRIPBLANK-022613	BPIT-TRIP BLANK-031513	BPIT-LEC TRIP BLANK-040913	TRIPBLANK-051413	BPIT-TRIPBLANK-072413	BPIT-TRIPBLANK-082313	BPIT-TRIP BLANK-092513	BPIT-TRIPBLANK01-101713	BPIT-LECTRIPBLANK-111313	BPIT-TRIPBLANK-031714	BPIT-TRIP BLANK-042114	BPIT-TRIPBLANK-052114	
Sampling Company				STANTEC	STANTEC	STANTEC	STANTEC	STANTEC	STANTEC	STANTEC	STANTEC	STANTEC	STANTEC	STANTEC	STANTEC	STANTEC	STANTEC	STANTEC	STANTEC	STANTEC	
Laboratory			USEPA	PIII	PIII	PIII	PIII	PIII	PIII	PIII	PIII	PIII	PIII	PIII	PIII	PIII	PIII	PIII	PIII	PII	
Laboratory Work Order			Region 5	5065213	5065226	5067503	5068540	5073543	5076736	5077586	5078625	5080418	5084068	5085669	5087438	5088520	5089822	5094734	5096521	5098077	
Laboratory Sample ID			RCRA	5065213009	5065226007	5067503011	5068540011	5073543011	5076736011	5077586010	5078625011	5080418011	5084068011	5085669010	5087438011	5088520011	5089822011	5094734001	5096521011	5098077011	
Sample Type	Units	SFAL	Ecological	Trip Blank	Trip Blank	Trip Blank	Trip Blank	Trip Blank	Trip Blank	Trip Blank	Trip Blank	Trip Blank	Trip Blank	Trip Blank	Trip Blank	Trip Blank	Trip Blank	Trip Blank	Trip Blank	Trip Blank	
BTEX and VOCs																					
Benzene	µg/L	100 ^A	114 ^B _f	< 0.50	< 0.50	< 0.50	< 5.0	< 0.50	< 0.50	< 0.50	< 0.50	< 0.50	< 0.50	< 0.50	< 0.50	< 0.50	< 5.0	< 0.50	< 0.50	< 0.50	
Toluene	µg/L	2000 ^A	253 ^B _f	< 1.0	< 1.0	< 1.0	< 5.0	< 1.0	< 1.0	< 1.0	< 1.0	< 1.0	< 1.0	< 1.0	< 1.0	< 1.0	< 5.0	< 1.0	< 1.0	< 1.0	
Ethylbenzene	µg/L	1000 ^A	14 ^B _{oz}	< 0.50	< 0.50	< 0.50	< 5.0	< 0.50	< 0.50	< 0.50	< 0.50	< 0.50	< 0.50	< 0.50	< 0.50	< 0.50	< 5.0	< 0.50	< 0.50	< 0.50	
Xylene, m & p-	µg/L	n/v	n/v	-	-	-	-	-	-	-	-	-	-	-	-	-	-	-	-	-	
Xylene, o-	µg/L	n/v	n/v	-	-	-	-	-	-	-	-	-	-	-	-	-	-	-	-	-	
Xylenes, Total	µg/L	40000 ^A	27 ^B _{dz}	< 1.5	< 1.5	< 1.5	< 10.0	< 1.5	< 1.5	< 1.5	< 1.5	< 1.5	< 1.5	< 1.5	< 1.5	< 1.5	< 10.0	< 1.5	< 1.5	< 1.5	
Methyl tert-butyl ether (MTBE)	µg/L	n/v	n/v	-	-	-	-	-	-	-	-	-	-	-	-	-	-	-	-	-	
Naphthalene	µg/L	100 ^A	13 ^B _{az}	-	-	-	-	-	-	-	-	-	-	-	-	-	-	-	-	-	
Polycyclic Aromatic Hydrocarbons																					
Acenaphthene	µg/L	2100 ^A	38 ^B _a	-	-	-	-	-	-	-	-	-	-	-	-	-	-	-	-	-	
Acenaphthylene	µg/L	n/v	4840 ^B _b	-	-	-	-	-	-	-	-	-	-	-	-	-	-	-	-	-	
Anthracene	µg/L	11000 ^A	0.035 ^B _f	-	-	-	-	-	-	-	-	-	-	-	-	-	-	-	-	-	
Benzo(a)anthracene	µg/L	0.1 ^A	0.025 ^B _{cz}	-	-	-	-	-	-	-	-	-	-	-	-	-	-	-	-	-	
Benzo(a)pyrene	µg/L	0.2 ^A	0.014 ^B _h	-	-	-	-	-	-	-	-	-	-	-	-	-	-	-	-	-	
Benzo(b)fluoranthene	µg/L	0.2 ^A	9.07 ^B _b	-	-	-	-	-	-	-	-	-	-	-	-	-	-	-	-	-	
Benzo(g,h,i)perylene	µg/L	n/v	7.64 ^B _b	-	-	-	-	-	-	-	-	-	-	-	-	-	-	-	-	-	
Benzo(k)fluoranthene	µg/L	0.2 ^A	n/v	-	-	-	-	-	-	-	-	-	-	-	-	-	-	-	-	-	
Chrysene	µg/L	0.2 ^A	n/v	-	-	-	-	-	-	-	-	-	-	-	-	-	-	-	-	-	
Dibenzo(a,h)anthracene	µg/L	0.3 ^A	n/v	-	-	-	-	-	-	-	-	-	-	-	-	-	-	-	-	-	
Fluoranthene	µg/L	n/v	1.9 ^B _{tz}	-	-	-	-	-	-	-	-	-	-	-	-	-	-	-	-	-	
Fluorene	µg/L	1400 ^A	19 ^B _g	-	-	-	-	-	-	-	-	-	-	-	-	-	-	-	-	-	
Indeno(1,2,3-cd)pyrene	µg/L	0.4 ^A	4.31 ^B _b	-	-	-	-	-	-	-	-	-	-	-	-	-	-	-	-	-	
Naphthalene	µg/L	100 ^A	13 ^B _{az}	-	-	-	-	-	-	-	-	-	-	-	-	-	-	-	-	-	
Phenanthrene	µg/L	n/v	3.6 ^B _b	-	-	-	-	-	-	-	-	-	-	-	-	-	-	-	-	-	
Pyrene	µg/L	1100 ^A	0.3 ^B _a	-	-	-	-	-	-	-	-	-	-	-	-	-	-	-	-	-	

See notes on last page

TABLE 2
CUMULATIVE SURFACE WATER ANALYTICAL RESULTS - BTEX AND PAHs
Jan 21, 2015
BP Products North America Inc.
Site #215 - Indianapolis Terminal
2500 N. Tibbs Avenue
Indianapolis, Marion County, IN 46222
Stantec Project No.: 182612296

Sample Location				Trip Blank							
Sample Date				16-Jun-14	18-Jul-14	25-Aug-14	19-Sep-14	17-Oct-14	12-Nov-14	17-Dec-14	21-Jan-15
Sample ID				BPIT-TRIPBLANK-061614	BPIT-TRIP BLANK-071814	BPIT_TRIPBLANK-082514	BPIT-TRIPBLANK-091914	BPIT-TRIPBLANK-101714	BPIT-TRIPBLANK-111214	BPIT-TRIP BLANK-121714	BPIT-TRIPBLANK-012115
Sampling Company				STANTEC	STANTEC	STANTEC	STANTEC	STANTEC	STANTEC	STANTEC	STANTEC
Laboratory			USEPA	PACE	PACE	PACE	PACE	PACE	PACE	PACE	PACE
Laboratory Work Order			Region 5	5099367	50101099	50102757	50104047	50105553	50106875	50109364	50111196
Laboratory Sample ID			RCRA	5099367011	50101099011	50102757011	50104047011	50105553011	50106875011	50109364011	50111196004
Sample Type	Units	SFAL	Ecological	Trip Blank	Trip Blank	Trip Blank	Trip Blank	Trip Blank	Trip Blank	Trip Blank	Trip Blank

BTEX and VOCs											
Benzene	µg/L	100 ^A	114 _f ^B	< 0.50	< 0.50	< 0.50	< 0.50	< 0.50	< 0.50	<0.50	<0.50
Toluene	µg/L	2000 ^A	253 _f ^B	< 1.0	< 1.0	< 1.0	< 1.0	< 1.0	< 1.0	<1.0	<1.0
Ethylbenzene	µg/L	1000 ^A	14 _{oz} ^B	< 0.50	< 0.50	< 0.50	< 0.50	< 0.50	< 0.50	<0.50	<0.50
Xylene, m & p-	µg/L	n/v	n/v	-	-	-	-	-	-	-	-
Xylene, o-	µg/L	n/v	n/v	-	-	-	-	-	-	-	-
Xylenes, Total	µg/L	40000 ^A	27 _{dz} ^B	< 1.5	< 1.5	< 1.5	< 1.5	< 1.5	< 1.5	<1.5	<1.5
Methyl tert-butyl ether (MTBE)	µg/L	n/v	n/v	-	-	-	-	-	-	-	-
Naphthalene	µg/L	100 ^A	13 _{az} ^B	-	-	-	-	-	-	-	-

Polycyclic Aromatic Hydrocarbons											
Acenaphthene	µg/L	2100 ^A	38 _a ^B	-	-	-	-	-	-	-	-
Acenaphthylene	µg/L	n/v	4840 _b ^B	-	-	-	-	-	-	-	-
Anthracene	µg/L	11000 ^A	0.035 _f ^B	-	-	-	-	-	-	-	-
Benzo(a)anthracene	µg/L	0.1 ^A	0.025 _{cz} ^B	-	-	-	-	-	-	-	-
Benzo(a)pyrene	µg/L	0.2 ^A	0.014 _n ^B	-	-	-	-	-	-	-	-
Benzo(b)fluoranthene	µg/L	0.2 ^A	9.07 _b ^B	-	-	-	-	-	-	-	-
Benzo(g,h,i)perylene	µg/L	n/v	7.64 _b ^B	-	-	-	-	-	-	-	-
Benzo(k)fluoranthene	µg/L	0.2 ^A	n/v	-	-	-	-	-	-	-	-
Chrysene	µg/L	0.2 ^A	n/v	-	-	-	-	-	-	-	-
Dibenzo(a,h)anthracene	µg/L	0.3 ^A	n/v	-	-	-	-	-	-	-	-
Fluoranthene	µg/L	n/v	1.9 _{tz} ^B	-	-	-	-	-	-	-	-
Fluorene	µg/L	1400 ^A	19 _d ^B	-	-	-	-	-	-	-	-
Indeno(1,2,3-cd)pyrene	µg/L	0.4 ^A	4.31 _b ^B	-	-	-	-	-	-	-	-
Naphthalene	µg/L	100 ^A	13 _{az} ^B	-	-	-	-	-	-	-	-
Phenanthrene	µg/L	n/v	3.6 _a ^B	-	-	-	-	-	-	-	-
Pyrene	µg/L	1100 ^A	0.3 _a ^B	-	-	-	-	-	-	-	-

See notes on last page

ATTACHMENT A
Photographs- January 21, 2015



114
82

FEEN



114
82

FEEN































ATTACHMENT B
Laboratory Analytical Report – February 3, 2015

February 03, 2015

Mr. Kyle Amberger
Stantec
8770 Guion Rd
Suite B
Indianapolis, IN 46268

RE: Project: Indianapolis Terminal BP#215
Pace Project No.: 50111196

Dear Mr. Amberger:

Enclosed are the analytical results for sample(s) received by the laboratory on January 21, 2015. The results relate only to the samples included in this report. Results reported herein conform to the most current TNI standards and the laboratory's Quality Assurance Manual, where applicable, unless otherwise noted in the body of the report.

If you have any questions concerning this report, please feel free to contact me.

Sincerely,



Tina Sayer
tina.sayer@pacelabs.com
Project Manager

Enclosures

cc: Mr. Ryan Julien, Stantec



REPORT OF LABORATORY ANALYSIS

This report shall not be reproduced, except in full,
without the written consent of Pace Analytical Services, Inc..

CERTIFICATIONS

Project: Indianapolis Terminal BP#215

Pace Project No.: 50111196

Indiana Certification IDs

7726 Moller Road, Indianapolis, IN 46268

Illinois Certification #: 200074

Indiana Certification #: C-49-06

Kansas Certification #: E-10177/ E-10247

Kentucky UST Certification #: 0042

Kentucky WW Certification #: 98019

Louisiana/NELAP Certification #: 04076

Ohio VAP Certification #: CL-0065

Oklahoma Certification #: 2014-148

Pennsylvania Certification #: 68-05340

Texas Certification #: T104704355-15-8

West Virginia Certification #: 330

Wisconsin Certification #: 999788130

REPORT OF LABORATORY ANALYSIS

This report shall not be reproduced, except in full,
without the written consent of Pace Analytical Services, Inc..

SAMPLE SUMMARY

Project: Indianapolis Terminal BP#215

Pace Project No.: 50111196

Lab ID	Sample ID	Matrix	Date Collected	Date Received
50111196001	BPIT-LEC6B-012115	Water	01/21/15 14:35	01/21/15 16:10
50111196002	BPIT-LEC2A-012115	Water	01/21/15 14:45	01/21/15 16:10
50111196003	BPIT-Dup01-012115	Water	01/21/15 08:00	01/21/15 16:10
50111196004	BPIT-Tripblank-012115	Water	01/21/15 08:00	01/21/15 16:10

REPORT OF LABORATORY ANALYSIS

This report shall not be reproduced, except in full,
without the written consent of Pace Analytical Services, Inc..

SAMPLE ANALYTE COUNT

Project: Indianapolis Terminal BP#215

Pace Project No.: 50111196

Lab ID	Sample ID	Method	Analysts	Analytes Reported
50111196001	BPIT-LEC6B-012115	EPA 8270 by SIM LVE	CEM	18
		EPA 524.2	RFS	7
50111196002	BPIT-LEC2A-012115	EPA 8270 by SIM LVE	CEM	18
		EPA 524.2	RFS	7
50111196003	BPIT-Dup01-012115	EPA 8270 by SIM LVE	CEM	18
		EPA 524.2	RFS	7
50111196004	BPIT-Tripblank-012115	EPA 524.2	RFS	7

REPORT OF LABORATORY ANALYSIS

This report shall not be reproduced, except in full,
without the written consent of Pace Analytical Services, Inc..

ANALYTICAL RESULTS

Project: Indianapolis Terminal BP#215

Pace Project No.: 50111196

Sample: BPIT-LEC6B-012115		Lab ID: 50111196001	Collected: 01/21/15 14:35	Received: 01/21/15 16:10	Matrix: Water			
Parameters	Results	Units	Report Limit	DF	Prepared	Analyzed	CAS No.	Qual
8270 MSSV PAHLV		Analytical Method: EPA 8270 by SIM LVE Preparation Method: EPA 3510						
Acenaphthene	ND ug/L		1.0	1	01/23/15 14:05	01/26/15 14:36	83-32-9	
Acenaphthylene	ND ug/L		1.0	1	01/23/15 14:05	01/26/15 14:36	208-96-8	
Anthracene	ND ug/L		0.10	1	01/23/15 14:05	01/26/15 14:36	120-12-7	
Benzo(a)anthracene	ND ug/L		0.10	1	01/23/15 14:05	01/26/15 14:36	56-55-3	
Benzo(a)pyrene	ND ug/L		0.10	1	01/23/15 14:05	01/26/15 14:36	50-32-8	
Benzo(b)fluoranthene	ND ug/L		0.10	1	01/23/15 14:05	01/26/15 14:36	205-99-2	
Benzo(g,h,i)perylene	ND ug/L		0.10	1	01/23/15 14:05	01/26/15 14:36	191-24-2	
Benzo(k)fluoranthene	ND ug/L		0.10	1	01/23/15 14:05	01/26/15 14:36	207-08-9	
Chrysene	ND ug/L		0.50	1	01/23/15 14:05	01/26/15 14:36	218-01-9	
Dibenz(a,h)anthracene	ND ug/L		0.10	1	01/23/15 14:05	01/26/15 14:36	53-70-3	
Fluoranthene	ND ug/L		1.0	1	01/23/15 14:05	01/26/15 14:36	206-44-0	
Fluorene	ND ug/L		1.0	1	01/23/15 14:05	01/26/15 14:36	86-73-7	
Indeno(1,2,3-cd)pyrene	ND ug/L		0.10	1	01/23/15 14:05	01/26/15 14:36	193-39-5	
Naphthalene	ND ug/L		1.0	1	01/23/15 14:05	01/26/15 14:36	91-20-3	
Phenanthrene	ND ug/L		1.0	1	01/23/15 14:05	01/26/15 14:36	85-01-8	
Pyrene	ND ug/L		1.0	1	01/23/15 14:05	01/26/15 14:36	129-00-0	
Surrogates								
2-Fluorobiphenyl (S)	51 %.		21-114	1	01/23/15 14:05	01/26/15 14:36	321-60-8	
p-Terphenyl-d14 (S)	60 %.		25-131	1	01/23/15 14:05	01/26/15 14:36	1718-51-0	
524.2 MSV		Analytical Method: EPA 524.2						
Benzene	ND ug/L		0.50	1		01/28/15 01:06	71-43-2	N2
Ethylbenzene	ND ug/L		0.50	1		01/28/15 01:06	100-41-4	N2
Toluene	ND ug/L		1.0	1		01/28/15 01:06	108-88-3	N2
Xylene (Total)	ND ug/L		1.5	1		01/28/15 01:06	1330-20-7	N2
Surrogates								
4-Bromofluorobenzene (S)	98 %.		70-130	1		01/28/15 01:06	460-00-4	
Dibromofluoromethane (S)	96 %.		70-130	1		01/28/15 01:06	1868-53-7	
Toluene-d8 (S)	100 %.		70-130	1		01/28/15 01:06	2037-26-5	

REPORT OF LABORATORY ANALYSIS

This report shall not be reproduced, except in full,
without the written consent of Pace Analytical Services, Inc..

ANALYTICAL RESULTS

Project: Indianapolis Terminal BP#215

Pace Project No.: 50111196

Sample: BPIT-LEC2A-012115		Lab ID: 50111196002	Collected: 01/21/15 14:45	Received: 01/21/15 16:10	Matrix: Water			
Parameters	Results	Units	Report Limit	DF	Prepared	Analyzed	CAS No.	Qual
8270 MSSV PAHLV Analytical Method: EPA 8270 by SIM LVE Preparation Method: EPA 3510								
Acenaphthene	ND ug/L		1.0	1	01/23/15 14:05	01/26/15 15:29	83-32-9	
Acenaphthylene	ND ug/L		1.0	1	01/23/15 14:05	01/26/15 15:29	208-96-8	
Anthracene	ND ug/L		0.10	1	01/23/15 14:05	01/26/15 15:29	120-12-7	
Benzo(a)anthracene	ND ug/L		0.10	1	01/23/15 14:05	01/26/15 15:29	56-55-3	
Benzo(a)pyrene	ND ug/L		0.10	1	01/23/15 14:05	01/26/15 15:29	50-32-8	
Benzo(b)fluoranthene	ND ug/L		0.10	1	01/23/15 14:05	01/26/15 15:29	205-99-2	
Benzo(g,h,i)perylene	ND ug/L		0.10	1	01/23/15 14:05	01/26/15 15:29	191-24-2	
Benzo(k)fluoranthene	ND ug/L		0.10	1	01/23/15 14:05	01/26/15 15:29	207-08-9	
Chrysene	ND ug/L		0.50	1	01/23/15 14:05	01/26/15 15:29	218-01-9	
Dibenz(a,h)anthracene	ND ug/L		0.10	1	01/23/15 14:05	01/26/15 15:29	53-70-3	
Fluoranthene	ND ug/L		1.0	1	01/23/15 14:05	01/26/15 15:29	206-44-0	
Fluorene	ND ug/L		1.0	1	01/23/15 14:05	01/26/15 15:29	86-73-7	
Indeno(1,2,3-cd)pyrene	ND ug/L		0.10	1	01/23/15 14:05	01/26/15 15:29	193-39-5	
Naphthalene	ND ug/L		1.0	1	01/23/15 14:05	01/26/15 15:29	91-20-3	
Phenanthrene	ND ug/L		1.0	1	01/23/15 14:05	01/26/15 15:29	85-01-8	
Pyrene	ND ug/L		1.0	1	01/23/15 14:05	01/26/15 15:29	129-00-0	
Surrogates								
2-Fluorobiphenyl (S)	55 %.		21-114	1	01/23/15 14:05	01/26/15 15:29	321-60-8	
p-Terphenyl-d14 (S)	62 %.		25-131	1	01/23/15 14:05	01/26/15 15:29	1718-51-0	
524.2 MSV Analytical Method: EPA 524.2								
Benzene	ND ug/L		0.50	1		01/28/15 02:49	71-43-2	N2
Ethylbenzene	ND ug/L		0.50	1		01/28/15 02:49	100-41-4	N2
Toluene	ND ug/L		1.0	1		01/28/15 02:49	108-88-3	N2
Xylene (Total)	ND ug/L		1.5	1		01/28/15 02:49	1330-20-7	N2
Surrogates								
4-Bromofluorobenzene (S)	95 %.		70-130	1		01/28/15 02:49	460-00-4	
Dibromofluoromethane (S)	96 %.		70-130	1		01/28/15 02:49	1868-53-7	
Toluene-d8 (S)	99 %.		70-130	1		01/28/15 02:49	2037-26-5	

REPORT OF LABORATORY ANALYSIS

This report shall not be reproduced, except in full,
without the written consent of Pace Analytical Services, Inc..

ANALYTICAL RESULTS

Project: Indianapolis Terminal BP#215

Pace Project No.: 50111196

Sample: BPIT-Dup01-012115		Lab ID: 50111196003	Collected: 01/21/15 08:00	Received: 01/21/15 16:10	Matrix: Water			
Parameters	Results	Units	Report Limit	DF	Prepared	Analyzed	CAS No.	Qual
8270 MSSV PAHLV Analytical Method: EPA 8270 by SIM LVE Preparation Method: EPA 3510								
Acenaphthene	ND ug/L		1.0	1	01/23/15 14:05	01/26/15 15:47	83-32-9	
Acenaphthylene	ND ug/L		1.0	1	01/23/15 14:05	01/26/15 15:47	208-96-8	
Anthracene	ND ug/L		0.10	1	01/23/15 14:05	01/26/15 15:47	120-12-7	
Benzo(a)anthracene	ND ug/L		0.10	1	01/23/15 14:05	01/26/15 15:47	56-55-3	
Benzo(a)pyrene	ND ug/L		0.10	1	01/23/15 14:05	01/26/15 15:47	50-32-8	
Benzo(b)fluoranthene	ND ug/L		0.10	1	01/23/15 14:05	01/26/15 15:47	205-99-2	
Benzo(g,h,i)perylene	ND ug/L		0.10	1	01/23/15 14:05	01/26/15 15:47	191-24-2	
Benzo(k)fluoranthene	ND ug/L		0.10	1	01/23/15 14:05	01/26/15 15:47	207-08-9	
Chrysene	ND ug/L		0.50	1	01/23/15 14:05	01/26/15 15:47	218-01-9	
Dibenz(a,h)anthracene	ND ug/L		0.10	1	01/23/15 14:05	01/26/15 15:47	53-70-3	
Fluoranthene	ND ug/L		1.0	1	01/23/15 14:05	01/26/15 15:47	206-44-0	
Fluorene	ND ug/L		1.0	1	01/23/15 14:05	01/26/15 15:47	86-73-7	
Indeno(1,2,3-cd)pyrene	ND ug/L		0.10	1	01/23/15 14:05	01/26/15 15:47	193-39-5	
Naphthalene	ND ug/L		1.0	1	01/23/15 14:05	01/26/15 15:47	91-20-3	
Phenanthrene	ND ug/L		1.0	1	01/23/15 14:05	01/26/15 15:47	85-01-8	
Pyrene	ND ug/L		1.0	1	01/23/15 14:05	01/26/15 15:47	129-00-0	
Surrogates								
2-Fluorobiphenyl (S)	55 %.		21-114	1	01/23/15 14:05	01/26/15 15:47	321-60-8	
p-Terphenyl-d14 (S)	60 %.		25-131	1	01/23/15 14:05	01/26/15 15:47	1718-51-0	
524.2 MSV Analytical Method: EPA 524.2								
Benzene	ND ug/L		0.50	1		01/28/15 03:15	71-43-2	N2
Ethylbenzene	ND ug/L		0.50	1		01/28/15 03:15	100-41-4	N2
Toluene	ND ug/L		1.0	1		01/28/15 03:15	108-88-3	N2
Xylene (Total)	ND ug/L		1.5	1		01/28/15 03:15	1330-20-7	N2
Surrogates								
4-Bromofluorobenzene (S)	96 %.		70-130	1		01/28/15 03:15	460-00-4	
Dibromofluoromethane (S)	98 %.		70-130	1		01/28/15 03:15	1868-53-7	
Toluene-d8 (S)	97 %.		70-130	1		01/28/15 03:15	2037-26-5	

REPORT OF LABORATORY ANALYSIS

This report shall not be reproduced, except in full,
without the written consent of Pace Analytical Services, Inc..

ANALYTICAL RESULTS

Project: Indianapolis Terminal BP#215

Pace Project No.: 50111196

Sample: BPIT-Tripblank-012115		Lab ID: 50111196004		Collected: 01/21/15 08:00		Received: 01/21/15 16:10		Matrix: Water	
Parameters		Results	Units	Report Limit	DF	Prepared	Analyzed	CAS No.	Qual
524.2 MSV		Analytical Method: EPA 524.2							
Benzene	ND ug/L		0.50	1		01/28/15 02:23	71-43-2		N2
Ethylbenzene	ND ug/L		0.50	1		01/28/15 02:23	100-41-4		N2
Toluene	ND ug/L		1.0	1		01/28/15 02:23	108-88-3		N2
Xylene (Total)	ND ug/L		1.5	1		01/28/15 02:23	1330-20-7		N2
Surrogates									
4-Bromofluorobenzene (S)	97 %.		70-130	1		01/28/15 02:23	460-00-4		
Dibromofluoromethane (S)	96 %.		70-130	1		01/28/15 02:23	1868-53-7		
Toluene-d8 (S)	100 %.		70-130	1		01/28/15 02:23	2037-26-5		

REPORT OF LABORATORY ANALYSIS

This report shall not be reproduced, except in full,
without the written consent of Pace Analytical Services, Inc..

QUALITY CONTROL DATA

Project: Indianapolis Terminal BP#215

Pace Project No.: 50111196

QC Batch: MSV/73167 Analysis Method: EPA 524.2
QC Batch Method: EPA 524.2 Analysis Description: 524.2 MSV
Associated Lab Samples: 50111196001, 50111196002, 50111196003, 50111196004

METHOD BLANK: 1230004 Matrix: Water
Associated Lab Samples: 50111196001, 50111196002, 50111196003, 50111196004

Parameter	Units	Blank Result	Reporting Limit	Analyzed	Qualifiers
Benzene	ug/L	ND	0.50	01/27/15 21:15	N2
Ethylbenzene	ug/L	ND	0.50	01/27/15 21:15	N2
Toluene	ug/L	ND	1.0	01/27/15 21:15	N2
Xylene (Total)	ug/L	ND	1.5	01/27/15 21:15	N2
4-Bromofluorobenzene (S)	%	95	70-130	01/27/15 21:15	
Dibromofluoromethane (S)	%	95	70-130	01/27/15 21:15	
Toluene-d8 (S)	%	98	70-130	01/27/15 21:15	

LABORATORY CONTROL SAMPLE: 1230005

Parameter	Units	Spike Conc.	LCS Result	LCS % Rec	% Rec Limits	Qualifiers
Benzene	ug/L	50	51.7	103	70-130	N2
Ethylbenzene	ug/L	50	58.2	116	70-130	N2
Toluene	ug/L	50	54.0	108	70-130	N2
Xylene (Total)	ug/L	150	173	116	70-130	N2
4-Bromofluorobenzene (S)	%			96	70-130	
Dibromofluoromethane (S)	%			96	70-130	
Toluene-d8 (S)	%			100	70-130	

MATRIX SPIKE & MATRIX SPIKE DUPLICATE: 1230006 1230007

Parameter	Units	50111196001 Result	MS Spike Conc.	MSD Spike Conc.	MS Result	MSD Result	MS % Rec	MSD % Rec	% Rec Limits	RPD	Max RPD	Qual
Benzene	ug/L	ND	50	50	46.2	49.5	92	99	70-130	7	20	N2
Ethylbenzene	ug/L	ND	50	50	51.6	54.5	103	109	70-130	6	20	N2
Toluene	ug/L	ND	50	50	48.3	50.9	97	102	70-130	5	20	N2
Xylene (Total)	ug/L	ND	150	150	151	160	100	107	70-130	6	20	N2
4-Bromofluorobenzene (S)	%						96	98	70-130			
Dibromofluoromethane (S)	%						98	98	70-130			
Toluene-d8 (S)	%						99	99	70-130			

Results presented on this page are in the units indicated by the "Units" column except where an alternate unit is presented to the right of the result.

REPORT OF LABORATORY ANALYSIS

This report shall not be reproduced, except in full,
without the written consent of Pace Analytical Services, Inc..

QUALITY CONTROL DATA

Project: Indianapolis Terminal BP#215

Pace Project No.: 50111196

QC Batch: OEXT/38146

Analysis Method: EPA 8270 by SIM LVE

QC Batch Method: EPA 3510

Analysis Description: 8270 Water PAH LV by SIM MSSV

Associated Lab Samples: 50111196001, 50111196002, 50111196003

METHOD BLANK: 1227271

Matrix: Water

Associated Lab Samples: 50111196001, 50111196002, 50111196003

Parameter	Units	Blank Result	Reporting Limit	Analyzed	Qualifiers
Acenaphthene	ug/L	ND	1.0	01/26/15 13:07	
Acenaphthylene	ug/L	ND	1.0	01/26/15 13:07	
Anthracene	ug/L	ND	0.10	01/26/15 13:07	
Benzo(a)anthracene	ug/L	ND	0.10	01/26/15 13:07	
Benzo(a)pyrene	ug/L	ND	0.10	01/26/15 13:07	
Benzo(b)fluoranthene	ug/L	ND	0.10	01/26/15 13:07	
Benzo(g,h,i)perylene	ug/L	ND	0.10	01/26/15 13:07	
Benzo(k)fluoranthene	ug/L	ND	0.10	01/26/15 13:07	
Chrysene	ug/L	ND	0.50	01/26/15 13:07	
Dibenz(a,h)anthracene	ug/L	ND	0.10	01/26/15 13:07	
Fluoranthene	ug/L	ND	1.0	01/26/15 13:07	
Fluorene	ug/L	ND	1.0	01/26/15 13:07	
Indeno(1,2,3-cd)pyrene	ug/L	ND	0.10	01/26/15 13:07	
Naphthalene	ug/L	ND	1.0	01/26/15 13:07	
Phenanthrene	ug/L	ND	1.0	01/26/15 13:07	
Pyrene	ug/L	ND	1.0	01/26/15 13:07	
2-Fluorobiphenyl (S)	%	46	21-114	01/26/15 13:07	
p-Terphenyl-d14 (S)	%	75	25-131	01/26/15 13:07	

LABORATORY CONTROL SAMPLE: 1227272

Parameter	Units	Spike Conc.	LCS Result	LCS % Rec	% Rec Limits	Qualifiers
Acenaphthene	ug/L	10	6.4	64	39-117	
Acenaphthylene	ug/L	10	7.0	70	40-120	
Anthracene	ug/L	10	7.7	77	48-126	
Benzo(a)anthracene	ug/L	10	9.3	93	51-134	
Benzo(a)pyrene	ug/L	10	9.3	93	48-141	
Benzo(b)fluoranthene	ug/L	10	9.3	93	49-139	
Benzo(g,h,i)perylene	ug/L	10	7.7	77	44-134	
Benzo(k)fluoranthene	ug/L	10	8.7	87	48-140	
Chrysene	ug/L	10	8.8	88	53-136	
Dibenz(a,h)anthracene	ug/L	10	8.0	80	44-132	
Fluoranthene	ug/L	10	8.3	83	50-135	
Fluorene	ug/L	10	7.2	72	44-124	
Indeno(1,2,3-cd)pyrene	ug/L	10	8.2	82	45-132	
Naphthalene	ug/L	10	5.5	55	30-112	
Phenanthrene	ug/L	10	7.2	72	47-128	
Pyrene	ug/L	10	8.6	86	50-134	
2-Fluorobiphenyl (S)	%			48	21-114	
p-Terphenyl-d14 (S)	%			81	25-131	

Results presented on this page are in the units indicated by the "Units" column except where an alternate unit is presented to the right of the result.

REPORT OF LABORATORY ANALYSIS

This report shall not be reproduced, except in full,
without the written consent of Pace Analytical Services, Inc..

QUALITY CONTROL DATA

Project: Indianapolis Terminal BP#215

Pace Project No.: 50111196

MATRIX SPIKE & MATRIX SPIKE DUPLICATE: 1227273 1227274											
Parameter	Units	50111196001		MS		MSD		MS		MSD	
		Result	Conc.	Spike	Conc.	Spike	Conc.	Result	% Rec	MSD	% Rec
Acenaphthene	ug/L	ND	10	10	6.2	5.9	62	59	28-116	6	20
Acenaphthylene	ug/L	ND	10	10	6.6	6.2	66	62	34-115	5	20
Anthracene	ug/L	ND	10	10	6.8	6.8	68	68	39-121	1	20
Benzo(a)anthracene	ug/L	ND	10	10	6.3	6.5	63	65	31-127	4	20
Benzo(a)pyrene	ug/L	ND	10	10	4.2	4.5	42	45	10-121	9	20
Benzo(b)fluoranthene	ug/L	ND	10	10	3.8	4.1	38	41	10-119	7	20
Benzo(g,h,i)perylene	ug/L	ND	10	10	2.6	2.7	26	27	10-108	3	20
Benzo(k)fluoranthene	ug/L	ND	10	10	4.3	4.6	43	46	10-118	8	20
Chrysene	ug/L	ND	10	10	6.0	6.3	60	63	32-127	5	20
Dibenz(a,h)anthracene	ug/L	ND	10	10	2.7	2.8	27	28	10-104	3	20
Fluoranthene	ug/L	ND	10	10	7.2	7.2	70	71	38-131	1	20
Fluorene	ug/L	ND	10	10	6.7	6.4	67	64	33-121	5	20
Indeno(1,2,3-cd)pyrene	ug/L	ND	10	10	2.8	2.9	28	29	10-108	4	20
Naphthalene	ug/L	ND	10	10	6.1	5.8	61	58	16-119	5	20
Phenanthrene	ug/L	ND	10	10	6.4	6.4	64	64	32-130	1	20
Pyrene	ug/L	ND	10	10	7.4	7.5	73	74	39-131	1	20
2-Fluorobiphenyl (S)	%						54	51	21-114		
p-Terphenyl-d14 (S)	%						53	56	25-131		

Results presented on this page are in the units indicated by the "Units" column except where an alternate unit is presented to the right of the result.

REPORT OF LABORATORY ANALYSIS

This report shall not be reproduced, except in full,
without the written consent of Pace Analytical Services, Inc..

QUALIFIERS

Project: Indianapolis Terminal BP#215

Pace Project No.: 50111196

DEFINITIONS

DF - Dilution Factor, if reported, represents the factor applied to the reported data due to changes in sample preparation, dilution of the sample aliquot, or moisture content.

ND - Not Detected at or above adjusted reporting limit.

J - Estimated concentration above the adjusted method detection limit and below the adjusted reporting limit.

MDL - Adjusted Method Detection Limit.

PQL - Practical Quantitation Limit.

RL - Reporting Limit.

S - Surrogate

1,2-Diphenylhydrazine (8270 listed analyte) decomposes to Azobenzene.

Consistent with EPA guidelines, unrounded data are displayed and have been used to calculate % recovery and RPD values.

LCS(D) - Laboratory Control Sample (Duplicate)

MS(D) - Matrix Spike (Duplicate)

DUP - Sample Duplicate

RPD - Relative Percent Difference

NC - Not Calculable.

SG - Silica Gel - Clean-Up

U - Indicates the compound was analyzed for, but not detected.

N-Nitrosodiphenylamine decomposes and cannot be separated from Diphenylamine using Method 8270. The result reported for each analyte is a combined concentration.

Pace Analytical is TNI accredited. Contact your Pace PM for the current list of accredited analytes.

TNI - The NELAC Institute.

ANALYTE QUALIFIERS

N2 The lab does not hold TNI accreditation for this parameter.

REPORT OF LABORATORY ANALYSIS

This report shall not be reproduced, except in full,
without the written consent of Pace Analytical Services, Inc..

QUALITY CONTROL DATA CROSS REFERENCE TABLE

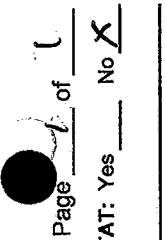
Project: Indianapolis Terminal BP#215

Pace Project No.: 50111196

Lab ID	Sample ID	QC Batch Method	QC Batch	Analytical Method	Analytical Batch
50111196001	BPIT-LEC6B-012115	EPA 3510	OEXT/38146	EPA 8270 by SIM LVE	MSSV/17096
50111196002	BPIT-LEC2A-012115	EPA 3510	OEXT/38146	EPA 8270 by SIM LVE	MSSV/17096
50111196003	BPIT-Dup01-012115	EPA 3510	OEXT/38146	EPA 8270 by SIM LVE	MSSV/17096
50111196001	BPIT-LEC6B-012115	EPA 524.2	MSV/73167		
50111196002	BPIT-LEC2A-012115	EPA 524.2	MSV/73167		
50111196003	BPIT-Dup01-012115	EPA 524.2	MSV/73167		
50111196004	BPIT-Tripblank-012115	EPA 524.2	MSV/73167		

REPORT OF LABORATORY ANALYSIS

This report shall not be reproduced, except in full,
without the written consent of Pace Analytical Services, Inc..



BP Site Node Path: BP > USA > IN > Marion > Indianapolis Termini:

BP Facility No: # 215

Lab Name:	Pace Analytical
Facility Address:	2500 North Tibbs Ave.
Consultant/Contractor:	Stantec Consulting Corp.

Lab Address: 7726 Moller Road, Indianapolis, IN 46268
City, State, ZIP Code: Indianapolis, IN 46222
Consultant/Contractor Project No: 182612301.601.681

Lab PM: Tina Sayer
Lead Regulatory Agency: EPA
Address: 8770 Guilon Rd., Suite B, Indianapolis, IN 46268

Lab Phone: 317-875-5894
California Global ID No.:
Consultant/Contractor PMI: Kyle Amberger

Lab Shipping Acct# 007VX-0017
Enfos Proposal No: 317-876-8375 x 240
Phone: 317-876-8375 x 240
Email: kyle.amberger@stantec.com

Lab Bottle Order No: _____

Accounting Mode: _____

Provision ☒ OOC-BU _____ OOC-RM _____

Email EDD To: Kyle Amberger and to lab_entosdoc@bp.com

Other Info: _____
 Stage: OMM 60
 Activity: Project Spend 81
 Invoice To: _____
 BP X Contractor _____

BP Project Manager (PM): Bruno Mancini	No. Containers / Preservative	Requested Analyses	Report Type & QC Level
Matrix			

BP PM Phone: 216-271-8852

BP PM Email: bruno.mandini@bp.com

[illegible]

Relinquished By / Affiliation	Date	Time	Accepted By / Affiliation	Date	Time
Boncho 11:15					
Sampler's Name:					

[illegible]

Shipment Method:	No Invoice	Ship Date:	01/11/2015
------------------	------------	------------	------------

Settlement Tracking No:

Special instructions:

of	THIS LINE - LAB USE ONLY:		Custody Seals In Place: Yes / <u>No</u>	Temp Blank: <u>Yes</u> / No	Cooler Temp on Receipt: <u>62</u> °F / <u>16</u> °C	Trip Blank: <u>Yes</u> / No	MS/MSD Sample Submitted: <u>Yes</u> / No

BP Remediation Management COC - Effective Dates: August 16, 2011 - June 30, 2012
BP LaMP COC Rev. 7, Jul 29, 2010

100

Sample Condition Upon Receipt

Pace Analytical

Client Name: BP

Project # 5011196

Courier: ☐ Fed Ex ☐ UPS ☐ USPS ☒ Client ☐ Commercial ☐ Pace Other _____

Tracking #: _____

Custody Seal on Cooler/Box Present: ☐ yes ☒ no Seals intact: ☐ yes ☒ no

Date/Time 5035A kits placed in freezer

Packing Material: ☐ Bubble Wrap ☒ Bubble Bags ☒ None ☐ Other _____

Thermometer 1 2 3 4 5 6 A B C D E F

Type of Ice: Wet Blue None ☐ Samples on ice, cooling process has begun

Cooler Temperature 1.4
(Corrected, if applicable)

Ice Visible in Sample Containers: ☐ yes ☒ no

Temp should be above freezing to 6°C

Comments:

Date and Initials of person examining contents: 2/5/15

Chain of Custody Present:	<input checked="" type="checkbox"/> Yes <input type="checkbox"/> No <input type="checkbox"/> N/A	1.
Chain of Custody Filled Out:	<input checked="" type="checkbox"/> Yes <input type="checkbox"/> No <input type="checkbox"/> N/A	2.
Chain of Custody Relinquished:	<input checked="" type="checkbox"/> Yes <input type="checkbox"/> No <input type="checkbox"/> N/A	3.
Sampler Name & Signature on COC:	<input checked="" type="checkbox"/> Yes <input type="checkbox"/> No <input type="checkbox"/> N/A	4.
Short Hold Time Analysis (<72hr):	<input type="checkbox"/> Yes <input checked="" type="checkbox"/> No <input type="checkbox"/> N/A	5.
Rush Turn Around Time Requested:	<input type="checkbox"/> Yes <input checked="" type="checkbox"/> No <input type="checkbox"/> N/A	6.
Containers Intact:	<input checked="" type="checkbox"/> Yes <input type="checkbox"/> No <input type="checkbox"/> N/A	7.
Sample Labels match COC:	<input checked="" type="checkbox"/> Yes <input type="checkbox"/> No <input type="checkbox"/> N/A	8.
-Includes date/time/ID/Analysis		
All containers needing acid/base pres. have been checked?	<input type="checkbox"/> Yes <input type="checkbox"/> No <input checked="" type="checkbox"/> N/A	9.
exceptions: VOA, coliform, TOC, O&G		
All containers needing preservation are found to be in compliance with EPA recommendation (<2, >9, >12) unless otherwise noted.		
Headspace in VOA Vials (>6mm):	<input type="checkbox"/> Yes <input checked="" type="checkbox"/> No <input type="checkbox"/> N/A	10.
Trip Blank Present:	<input checked="" type="checkbox"/> Yes <input type="checkbox"/> No <input type="checkbox"/> N/A	11.
Trip Blank Custody Seals Present	<input checked="" type="checkbox"/> Yes <input type="checkbox"/> No <input type="checkbox"/> N/A	
Project Manager Review		
Samples Arrived within Hold Time:	<input checked="" type="checkbox"/> Yes <input type="checkbox"/> No <input type="checkbox"/> N/A	12.
Sufficient Volume:	<input checked="" type="checkbox"/> Yes <input type="checkbox"/> No <input type="checkbox"/> N/A	13.
Correct Containers Used:	<input checked="" type="checkbox"/> Yes <input type="checkbox"/> No <input type="checkbox"/> N/A	14.

Client Notification/ Resolution:

Field Data Required? Y / N

Person Contacted: K Amberger Date/Time: 1/29/15 via email

Comments/ Resolution:

Need BPA 524

1/29/15
TMS

Project Manager Review:

J. Saye

Date:

1/21/15

CLIENT: **BP**

Sample Container Count



COC PAGE of
COC ID#

Project # 50111196

Sample Line

Item	DG9H	AG1U	WG1U	AG0U	R	4/6	BP2N	BP2U	BP2S	BP3N	BP3U	BP3S	AG3S	AG1H	BP3C	BP1U	SP5T	pH <2	pH >12	Comments
1	9																			
2	3																			
3	3																			
4	3																			
5																				
6																				
7																				
8																				
9																				
10																				
11																				
12																				

Container Codes

DG9H	40mL HCL	amber vial	AG0U	100mL unpreserved	amber glass	BP1N	1 liter HNO3	plastic	DG9P	40mL TSP	amber vial
AG1U	1liter unpreserved	amber glass	AG1H	1 liter HCL	amber glass	BP1S	1 liter H2SO4	plastic	DG9S	40mL H2SO4	amber vial
WG1U	4oz clear soil jar		AG1S	1 liter H2SO4	amber glass	BP1U	1 liter unpreserved	plastic	DG9T	40mL Na Thio	amber vial
R	terra core kit		AG1T	1 liter Na Thiosulfate	amber glass	BP1Z	1 liter NaOH, Zn, Ac		DG9U	40mL unpreserved	amber vial
BP2N	500mL HNO3	plastic	AG2N	500mL HNO3	amber glass	BP2A	500mL NaOH, Asc Acid	plastic	SP5T	120mL Coliform Na Thiosulfate	
BP2U	500mL unpreserved	plastic	AG2S	500mL H2SO4	amber glass	BP2O	500mL NaOH plastic		JGFU	4oz unpreserved	amber wide
BP2S	500mL H2SO4	plastic	AG2U	500mL unpreserved	amber glass	BP2Z	500mL NaOH, Zn Ac		U	Summa Can	
BP3N	250mL HNO3	plastic	AG3U	250mL unpreserved	amber glass	AF	Air Filter		VG9H	40mL HCL	clear vial
BP3U	250mL unpreserved	plastic	BG1H	1 liter HCL	clear glass	BP3C	250mL NaOH plastic		VG9T	40mL Na Thio	clear vial
BP3S	250mL H2SO4	plastic	BG1S	1 liter H2SO4	clear glass	BP3Z	250mL NaOH, Zn Ac	plastic	VG9U	40mL unpreserved	clear vial
AG3S	250mL H2SO4	glass amber	BG1T	1 liter Na Thiosulfate	clear glass	C	Air Cassettes		VSG	Headspace septa vial & HCL	
AG1S	1 liter H2SO4	amber glass	BG1U	1 liter unpreserved	glass	DG9B	40mL Na Bisulfate	amber vial	WGFX	4oz wide jar w/hexane wipe	
BP1U	1 liter unpreserved	plastic	BP1A	1 liter NaOH, Asc Acid	plastic	DG9M	40mL MeOH	clear vial	ZPLC	Ziploc Bag	

Attachment C
Stantec Analytical Validation Checklist

Stantec Analytical Validation Checklist**Report No. 021215-EC-01**

Project Name: BP – Indy Terminal # 215	Project Number: 182612296		
Stantec Validator: Elizabeth Crowley	Laboratory: Pace Analytical, Indianapolis, IL		
Date Validated: 02/12/15	Laboratory Project Number: 50111196		
Sample Start-End Date: 01/21/15	Laboratory Report Date: 02/03/15		
Parameters Validated: Volatile Organic Compounds (VOC) by 524.2 and Poly Aromatic Hydrocarbons by 8270 SIM LVE			
Associated Chain(s) of Custody – no numbers/3 aqueous field samples and 1 Trip Blank Samples Validated – BPIT-Dup01-012115			
VALIDATION CRITERIA CHECK			
Validation Flags Applicable to this Review:			
U	The analyte was analyzed for, but not detected above the reported sample quantitation limit.		
J	The analyte was positively identified; the associated numerical value is the approximate concentration of the analyte in the sample.		
UJ	The analyte was not detected above the reported sample quantitation limit. However, the reported quantitation limit is approximate and may or may not represent the actual limit of quantitation necessary to accurately and precisely measure the analyte in the sample.		
N	The analysis indicates the presence of an analyte for which there is presumptive evidence to make a “tentative identification”.		
NJ	The analysis indicates the presence of an analyte that has been “tentatively identified” and the associated numerical value represents its approximate concentration.		
R	The sample results are rejected due to serious deficiencies in the ability to analyze the sample and meet quality control criteria. The presence or absence of the analyte cannot be verified.		
B	The analyte was detected in the method, field and/or trip blank.		
1.	Were all the analyses requested for the samples submitted with each COC completed by the lab?	Yes X	No
Comments:			
2.	Did the laboratory identify any non-conformances related to the analytical result?	Yes	No X
Comments:			
3.	Were sample Chain-of-Custody forms complete?	Yes X	No
Comments:			
4.	Were samples received in good condition and at the appropriate temperature?	Yes X	No
Comments:			
5.	Were sample holding times met?	Yes X	No
Comments:			
6.	Were correct concentration units reported?	Yes X	No
Comments:			
7.	Were detections found in laboratory blank samples?	Yes	No

			X
Comments:			
8. Were detections found in field blank, equipment rinse blank, and/or trip blank samples?		Yes	No X
Comments:			
9. Were instrument calibrations within method criteria?	NA	Yes	No
Comments: Level II data package – no data provided.			
10. Were surrogate recoveries within laboratory control limits?		Yes X	No
Comments:			
11. Were laboratory control sample recoveries within laboratory control limits?		Yes X	No
Comments:			
12. Were matrix spike recoveries within laboratory control limits?		Yes X	No
Comments:			
13. Were RPDs within control limits?		Yes X	No
Comments:			
14. Were dilutions required on any samples?		Yes	No X
Comments:			
15. Were Tentatively Identified Compounds (TIC) present?		Yes	No X
Comments:			
16. Were organic system performance criteria met?	NA	Yes	No
Comments: Level II data package – no data provided.			
17. Were GC/MS internal standards within method criteria?	NA	Yes	No
Comments: Level II data package – no data provided.			
18. Were inorganic system performance criteria met?	NA	Yes	No
Comments: No inorganic samples submitted.			
19. Were blind field duplicates collected? If so, discuss the precision (RPD) of the results.		Yes X	No
Duplicate Sample No.	Primary Sample No.		

BPIT-Dup01-012115		BPIT-LEC2A-012115	
Comments: All results non-detect, RPD within limits.			
20. Were at least 10 percent of the hard copy results compared to the Electronic Data Deliverable Results?	Yes X	No	Initials EAC
Comments:			
21. Other: Validation Limit	Yes X	No	
Comments: Ten percent or minimum one sample validated.			
PRECISION, ACCURACY, METHOD COMPLIANCE AND COMPLETENESS ASSESSMENT			
Precision:	Acceptable X	Unacceptable	Initials EAC
Comments:			
Accuracy:	Acceptable X	Unacceptable	Initials EAC
Comments:			
Method Compliance:	Acceptable X	Unacceptable	Initials EAC
Comments:			
Completeness:	Acceptable X	Unacceptable	Initials EAC
Comments:			