

**SITE ASSESSMENT REPORT
FOR
PILSEN AREA SOIL SITE: RAILROAD/ALLEY
CHICAGO, COOK COUNTY, ILLINOIS**

Revision 3

Prepared for:

UNITED STATES ENVIRONMENTAL PROTECTION AGENCY

Emergency Response Branch

Region 5

77 West Jackson Boulevard

Chicago, IL 60604-3507

Prepared by:

WESTON SOLUTIONS, INC.

750 E Bunker Ct, Ste 500

Vernon Hills, IL 60061

Date Prepared	April 2, 2014
Technical Direction Document No.	S05-0001-1211-002
Document Control No.	2038-2A-BLKW
Contract No.	EP-S5-06-04
WESTON START Project Manager	Richard H. Mehl, Jr.
Telephone No.	847-918-4094
EPA On-Scene Coordinator	Ramon Mendoza

**SITE ASSESSMENT REPORT
FOR
PILSEN AREA SOIL SITE: RAILROAD/ALLEY
CHICAGO, COOK COUNTY, ILLINOIS**

Revision 3

Prepared for:

UNITED STATES ENVIRONMENTAL PROTECTION AGENCY
Emergency Response Branch
Region 5
77 West Jackson Boulevard
Chicago, IL 60604-3507

Prepared by:

WESTON SOLUTIONS, INC.
750 E Bunker Ct, Ste 500
Vernon Hills, IL 60061

April 2, 2014


Prepared by:



Date: April 2, 2014

David Sena
WESTON START Member

Reviewed by:



Date: April 2, 2014

Richard H. Mehl, Jr.
WESTON START Project Manager

TABLE OF CONTENTS

1.	INTRODUCTION.....	1
2.	SITE BACKGROUND	2
2.1	SITE DESCRIPTION	2
2.2	PREVIOUS ENVIRONMENTAL INVESTIGATIONS	4
2.2.1	PERRO Surface Soil Investigation	4
2.2.2	H. Kramer Enrollment in the IEPA SRP	5
2.2.3	Pilsen IEPA Air Monitoring Study	6
2.2.4	NEIC Pilsen Investigations	6
2.2.5	H. Kramer 2011 Litigation and Emission Control Implementation	8
2.2.6	City of Chicago Metal Concentrations in Ambient Surface Soils Study....	9
3.	SITE ASSESSMENT ACTIVITIES	10
3.1	ALLEY SITE ASSESSMENT ACTIVITES.....	11
3.2	RAILROAD SPUR SITE ASSESSMENT ACTIVITES	12
3.3	LITTLE ITALY REFERENCE AREA SITE ASSESSMENT ACTIVITES.....	13
4.	ANALYTICAL RESULTS	15
4.1	ALLEY SAMPLING RESULTS.....	15
4.2	RAILROAD SPUR AREA SAMPLING RESULTS	16
4.3	LITTLE ITALY REFERENCE AREA RESULTS	17
4.4	EPA FIELDS XRF QUALITY ASSURANCE ANALYSIS	17
4.5	COMPARISON BETWEEN AREAS OF LEAD, FINE-GRAINED LEAD, ZINC, COPPER, TIN, AND CADMIUM CONCENTRATIONS	18
4.6	COMPARISON OF LEAD, ZINC, AND COPPER RELATIVE ABUNDANCES	19
5.	SOIL LITHOLOGY	20
6.	THREATS TO HUMAN HEALTH AND THE ENVIRONMENT	21
7.	SUMMARY AND CONCLUSIONS	23
8.	REFERENCES.....	26

LIST OF FIGURES

Figure 1-1	Site Location Map
Figure 2-1	Site Features Map
Figure 2-2	Predominant Wind Pathway Map
Figure 3-1	Alley and Railroad Property Soil Boring Location Map
Figure 3-2	Little Italy Reference Area Sampling Location Map
Figure 4-1	Alley Grab Sampling Results Map
Figure 4-2	Alley Composite Sampling Results Map
Figure 4-3	Railroad Property Composite Sampling Results Map
Figure 4-4	Little Italy Reference Area Sampling Results Map

LIST OF TABLES

Table 3-1	Soil Sample Summary
Table 4-1	Alley Soil Sampling Results
Table 4-2	Railroad Spur Soil Sampling Results
Table 4-3	Little Italy Reference Area Soil Sampling Results

LIST OF APPENDICES

Appendix A	Photographic Documentation
Appendix B	Soil Boring Logs
Appendix C	Laboratory Analytical Reports and Data Validation Reports
Appendix D	EPA FIELDS Supplemental Data Analysis

LIST OF ABBREVIATIONS AND ACRONYMS

μm	Micrometer
μg/m ³	Microgram per cubic meter
μg/L	Milligrams per liter
%	Percent
ANOVA	Analysis of variance
ARD	Air and Radiation Division
bgs	Below ground surface
BNSF	Burlington Northern Santa Fe Railway
Cabeno	Cabeno Environmental Field Services, LLC
CFR	<i>Code of Federal Regulations</i>
Crawford Station	Midwest Generation's Crawford Station coal-fired power plant
DOJ	Department of Justice
FIELDS	Field Environmental Decision Support
Fisk Station	Midwest Generation Fisk Station coal-fired power plant
°F	Degrees Fahrenheit
ft	Feet, foot
ft ²	Square feet, square foot
g/s	Grams per second
GLM	General Linear Model
H. Kramer	H. Kramer and Company
HQ	Hazard quotient
IEPA	Illinois Environmental Protection Agency
Juarez	Benito Juarez Community Academy
LA-ICP-MS	Laser ablation-inductively coupled plasma-mass spectrometry
mg/kg	Milligram per kilogram
mg/L	Milligrams per liter
MRG	Modeling Resource Group
NAAQS	National Ambient Air Quality Standard
NCP	National Oil and Hazardous Substances Pollution Contingency Plan
NEIC	National Enforcement Investigations Center
NFR	No Further Remediation
NOAA	National Oceanic and Atmospheric Administration
OSC	On-Scene Coordinator
Perez	Manuel Perez Jr. Elementary School
PERRO	Pilsen Environmental Rights & Reform Organization
Pilsen	Lower West Side
PPE	Personal protective equipment
REE	Rare earth elements
RCRA	Resource Conservation and Recovery Act
RML	Removal Management Level
SAU	Site Assessment Unit
SEM/EDS	Scanning electron microscopy with energy dispersive spectrometry
SOP	Standard Operating Procedure

LIST OF ABBREVIATIONS AND ACRONYMS (CONTINUED)

SRP	Site Remediation Program
START	Superfund Technical Assessment and Response Team
STAT	STAT Analysis Corporation
TCLP	Toxicity Characteristic Leaching Procedure
TDD	Technical Direction Document
TRI	Toxic Release Inventory
TSP	Total suspended particulate
USCS	Unified Soil Classification System
USGS	United States Geological Survey
WESTON	Weston Solutions, Inc.
XRF	X-ray fluorescence
yd ³	Cubic yards

1. INTRODUCTION

The United States Environmental Protection Agency tasked the Weston Solutions, Inc. (WESTON®), Superfund Technical Assessment and Response Team (START) to assist EPA On-Scene Coordinator (OSC) Ramon Mendoza in performing a site assessment at an alley (owned by the City of Chicago) and a railroad spur (owned by Burlington Northern Santa Fe Railway [BNSF]) located adjacent to the H. Kramer and Company (H. Kramer) facility in the Pilsen neighborhood of Chicago, Cook County, IL (the Site, **Figure 1-1**). The objective of the site assessment was to determine the impact of present and historical industrial sources of heavy metal air emissions on Site soil. For an assessment of the impact of present and historical industrial sources of heavy metal air emissions on soil on residential properties in the Pilsen community, see “Site Assessment Report for Pilsen Soil Site: Downwind Residential Area” (WESTON START, March, 2014).

Under Technical Direction Document (TDD) No. S05-0001-1211-002, EPA requested that WESTON START document and photograph current Site conditions, conduct X-ray fluorescence (XRF) screening, collect and analyze soil samples, and evaluate the potential for imminent and substantial threats to the public health, welfare, or the environment posed by Site-related conditions. In December 2012, May 2013, and August 2013, WESTON START conducted three site assessment field sampling events.

This site assessment report is organized into the following sections:

- **Introduction** – Provides a brief description of the scope of site assessment activities.
- **Site Background** – Details the Site description and summarizes previous environmental investigations in the vicinity of the Site.
- **Site Assessment Activities** – Discusses methods and procedures used during the site assessment.
- **Analytical Results** – Discusses analytical results for samples collected during the site assessment.
- **Soil Lithology** – Summarizes the soil characteristics at the Site.

- **Threats to Human Health and the Environment** – Identifies Site conditions that may warrant a removal action under the National Oil and Hazardous Substances Pollution Contingency Plan (NCP).
- **Summary and Conclusions** – Summarizes the site assessment conclusions.
- **References** – Provides a list of references used to prepare this site assessment report.

Figures and tables are presented after the conclusions section. This site assessment report contains four appendices. **Appendix A** provides photographic documentation of Site conditions and activities at the time of the site assessment. **Appendix B** provides soil boring logs. **Appendix C** provides the laboratory analytical and data validation reports for samples collected during the site assessment. **Appendix D** provides supplemental soil data analysis by EPA's Field Environmental Decision Support (FIELDS) group.

2. SITE BACKGROUND

2.1 SITE DESCRIPTION

The Site consists of a railroad spur owned by BNSF and an alley owned by the City of Chicago. **Figure 2-1** presents the Site features. The Site is located in the Lower West Side (Pilsen) area of the City of Chicago. The alley is approximately 460 feet (ft) long and 18 ft wide (approximately 8,280 square feet [ft²] in area) and is roughly paved with asphalt over 25% of its length from the east side. The remaining 75% of the alley is bare soil. The alley connects South Loomis Street and South Throop Street, south of West 21st Street and north of West Cermak Road. The alley is bordered to the north by H. Kramer, the east by South Throop Street, to the south by commercial and industrial businesses, and to the west by the railroad spur then South Loomis Street. According to a historical Sanborn fire insurance map, the alley existed since at least 1914.

The section of the railroad spur investigated in this site assessment is approximately 19,600 ft². The railroad spur consists of an unused rail track and bare soil. The western portion of the railroad spur is located in the northeast region of a property occupied by the Benito Juarez Community Academy (Juarez), located at 1450-1510 West Cermak Road. The railroad spur curves to the south, crosses South Loomis Street, and extends along the west boundary of H.

Kramer, a 6.5-acre active brass and bronze smelter located at 1345 West 21st Street. The eastern portion of the railroad spur is bordered by a tire service company to the west (Tire Grading Company, 1358 West Cermak Road), a metal processing company to the east (Wheeling Metal Processing Company, 1338 West Cermak Road), and West Cermak Road to the south. According to a historical Sanborn fire insurance map, the railroad spur existed since at least 1914.

Two schools are located within a ¼-mile-radius of the Site: Juarez and the Manuel Perez Jr. Elementary School (Perez). Two City of Chicago parks are located within a ½-mile-radius of the Site, Dvorak Park and Throop Park. In 2010, approximately 40,983 people lived within 1 mile of the Site (EPA 2014). The Chicago Sanitary and Ship Canal is located approximately 0.45 miles to the south. According to National Oceanic and Atmospheric Administration (NOAA) meteorological data collected from 1928 to 2013, the predominant wind direction in the Chicago, Illinois area is from the southwest. **Figure 2-2** presents a projected wind direction swath superimposed over the southwest region of the Site.

Among the suspected present and historical industrial sources of lead air emissions in the Site area are H. Kramer and the Midwest Generation Fisk Station coal-fired power plant (Fisk Station). H. Kramer is a corporation that owns and operates a secondary nonferrous metals facility manufacturing primarily brass and bronze ingots, where a portion of the facility's production capacity is devoted to lead-containing metal alloys. In general, the secondary production of lead begins with the recovery of old scrap from worn-out, damaged, or obsolete products and new scrap that is made of product wastes and smelter-refinery drosses, residues, and slags. Secondary lead processing results in the generation of air emissions and solid-phase wastes. Reverberatory and blast furnaces used in smelting account for the vast majority of the total lead emissions. Other emissions from secondary smelting include oxides of sulfur and nitrogen, antimony, arsenic, copper, and tin. The solid-phase wastes generated by secondary processing include emission control dust and slag. Slag produced during lead processing is composed of iron, calcium, and silicon oxides, aluminum, and potentially several other metals in smaller amounts including antimony, arsenic, beryllium, cadmium, chromium, cobalt, copper, lead, manganese,

mercury, molybdenum, silver, and zinc. For a detailed description of secondary lead processing, see EPA's *Profile of the Nonferrous Metals Industry* (EPA 1995). H. Kramer is listed in the EPA Toxic Release Inventory (TRI) System. TRI facilities are legally required to report to EPA and EPA has tracked both fugitive and stack emissions from H. Kramer from 1987 to 2013. Fugitive emissions are emissions that could not reasonably pass through a stack, chimney, vent, or other functionally equivalent opening, and often occur during leaks from pressurized equipment or during material transfer. From 1987, approximately 54,366 pounds of lead, 832,567 pounds of zinc, and 6,782 pounds of copper have been released via fugitive and stack emissions (EPA 2013a). The Fisk Station is a 66-acre former coal-fired power plant located at 1111 West Cermak Road. The plant ceased electricity generation operations in August 2012. Fisk Station is also listed in the EPA TRI System (EPA, 2013b). From 1998 to 2012, approximately 1,197 pounds of lead, 236 pounds of zinc, 373 pounds of copper, and 805 pounds of mercury have been released via fugitive and stack emissions.

2.2 PREVIOUS ENVIRONMENTAL INVESTIGATIONS

This section presents summaries of previous environmental investigations conducted in the vicinity of the Site related to the Pilsen neighborhood, H. Kramer, and Fisk Station.

2.2.1 PERRO Surface Soil Investigation

In March 2005, the Pilsen Environmental Rights & Reform Organization (PERRO) collected 12 surface soil samples in the Site Area around the vicinity of H. Kramer (Subra Company 2005). Lead was detected in soil samples collected from eight locations above the 2012 EPA Removal Management Level (RML) with a hazard quotient (HQ) of 3 for residential soil of 400 milligram per kilogram (mg/kg). Lead concentrations ranged from 440 to 37,000 mg/kg. Copper was detected in one soil sample above the 2012 EPA RML HQ 3 for residential soil of 9,300 mg/kg, with a concentration of 14,000 mg/kg. Zinc was detected in one soil sample above the 2012 EPA RML HQ 3 for residential soil of 23,000 mg/kg, with a concentration of 100,000 mg/kg.

2.2.2 H. Kramer Enrollment in the IEPA SRP

In June 2005, the Illinois Environmental Protection Agency (IEPA) Site Assessment Unit (SAU) identified heavy metal contamination, particularly lead, on the H. Kramer property and in the nearby vicinity. Lead concentrations in 15 of the 17 samples collected by the SAU exceeded 1,000 mg/kg. In September 2005, H. Kramer entered the IEPA Site Remediation Program (SRP). Remedial action was implemented via in situ treatment or excavation in areas where lead or cadmium exceeded the Toxicity Characteristic Leaching Procedure (TCLP) concentrations set forth in Title 40 of the *Code of Federal Regulation* (CFR) Part 261, Subpart C, 261.24 (b), thereby representing materials that meet the definition of hazardous waste by virtue of the characteristic of toxicity.

On September 7, 2005, approximately 5 to 7 cubic yards (yd³) of soil were removed from an area measuring 22 ft by 10 ft, and approximately 0.75 ft deep. The excavation area was then backfilled with clean, imported gravel. Additionally, a small amount of soil located on top of the sidewalk near the northeastern corner of the H. Kramer property was removed.

In the fall of 2011, in situ stabilization of shallow soils was conducted where TCLP lead concentrations exceeded levels set forth in 40 CFR Part 261, Subpart C, 261.24 (b). A total of 2,769 yd³ of impacted soils were stabilized in treatment cells with a mixture of kiln dust and phosphorus. Confirmation samples of the treated soils were collected at a rate of one sample per 250 yd³. All samples confirmed that stabilization was achieved.

In December 2011 and March 2012, H. Kramer submitted to IEPA a Remedial Action Completion Report and an Addendum to the Remedial Action Completion Report, respectively. On March 29, 2012, IEPA granted H. Kramer a No Further Remediation (NFR) Letter, signifying a release from further responsibilities pursuant to Section 58.10 of the Illinois Environmental Protection Act (415 ILCS 5/1 et seq.). Requirements outlined in the NFR included, but were not limited to, the following: (1) the remediation site should be restricted to industrial/commercial land use; (2) a safety plan should be developed to address possible worker exposure in the event that any future excavation and construction activities may occur within the

contaminated soil that exists beneath the engineered barriers; (3) an asphalt barrier must remain over the contaminated soils, and must be properly maintained to inhibit inhalation and ingestion of the contaminated media; (4) a concrete cap barrier must remain over the contaminated soils, and must be properly maintained as an engineered barrier to inhibit inhalation and ingestion of the contaminated soil.

2.2.3 Pilsen IEPA Air Monitoring Study

In January 2010, IEPA placed an air monitoring station on the roof of Perez Elementary School to sample ambient air concentrations of lead in the area. Air samples at the Perez monitor were collected once every six days. In 2010, lead was detected in 11 of the approximately 60 samples at concentrations above the National Ambient Air Quality Standard (NAAQS) of 0.15 microgram per cubic meter ($\mu\text{g}/\text{m}^3$), averaged over three months. IEPA installed a second air monitoring station at Juarez to the west of H. Kramer and Perez. According to IEPA, results from the second air monitoring station indicated that H. Kramer was the primary contributor to the elevated ambient air lead levels in the area. As a result, IEPA requested that the Illinois Attorney General initiate legal action against H. Kramer relative to its contribution to a violation of the lead NAAQS. EPA addressed this issue in a 2011 enforcement action (see Section 2.2.6).

2.2.4 NEIC Pilsen Investigations

In March 2011, EPA Region 5 requested EPA's National Enforcement Investigations Center (NEIC) to examine particulate matter from H. Kramer and Fisk Station and total suspended particulate (TSP) matter collected in ambient air on glass fiber filters from area air monitoring stations to determine if material from either facility was present on the TSP filters. As described in **Section 2.2.3**, in January 2010, IEPA began operating a source-oriented TSP air monitoring station at Perez. This station is in the predominantly downwind direction of H. Kramer. In March 2011, a second TSP air monitoring site was established at Juarez.

On August 21, 2011, NEIC submitted a report to EPA Region 5 entitled "Characterization of Lead-Bearing Particulate Matter," presenting analytical results of filters containing the highest and lowest concentrations of lead collected at the Perez air monitoring site from January 2010 to

January 2011, as well as baghouse dust samples collected at H. Kramer (EPA NEIC 2011). Analytical results indicated cadmium, copper, tin, and zinc were co-contaminants of the lead-bearing particulate matter collected on the TSP filters. These co-contaminants were metals used in alloys produced at H. Kramer and were also found in similar proportions in H. Kramer baghouse dust samples. Lead-bearing, micrometer (μm) sized (1–10 μm) aggregates of zinc-oxide crystallites were common in ambient air in the Pilsen neighborhood on at least six days in 2010, and were similar to the predominant baghouse dust particles from H. Kramer. The report concluded that H. Kramer's furnaces were likely the primary source of lead-bearing airborne particulate matter in the Pilsen neighborhood based on the location of its facility, wind direction, and analytical results of TSP filters and baghouse dust from its facility. However, the Fisk Station could not be excluded as a possible contributing source of lead contamination at the Perez air monitoring site because particulate matter similar to coal fly ash was observed on the filters collected from Perez. For more information, refer to EPA NEIC (2011).

On August 24, 2012, NEIC submitted a second report to EPA Region 5 entitled "Additional Characterization of Lead-Bearing Particulate Matter," presenting additional analytical results of lead-bearing particulate matter on TSP filters from the Juarez and Perez air monitoring stations and in coal and fly ash collected from the Fisk Station and Midwest Generation's Crawford Station coal-fired power plant (Crawford Station), in addition to any contribution from H. Kramer. In all, nine TSP filter samples collected at the Juarez air monitoring station and 32 TSP filter samples collected at the Perez air monitoring station were selected for analysis, along with baghouse dust samples from H. Kramer and coal and fly ash samples from both the Fisk and Crawford Stations. Relative elemental abundances were determined by laser ablation-inductively coupled plasma-mass spectrometry (LA-ICP-MS). Coal and fly ash from Crawford and TSP filters collected at Perez and Juarez air monitoring stations were analyzed by scanning electron microscopy with energy dispersive spectrometry (SEM/EDS) to characterize individual particles for elemental composition, morphology, and size. Analytical results of TSP filters were compared against each other and with facility sample results. The three key main findings from these analyses are summarized as follows:

- 1) H. Kramer was indicated as the major contributor of airborne lead-bearing particulate matter in the Pilsen neighborhood, both during and outside the NAAQS exceedance period of October 2010 to February 2011.
- 2) Spherical Calcium-Aluminum-Silicon-oxide particles and correlations of rare earth elements (REE) on TSP filters collected at Perez and Juarez were consistent with coal fly ash. Fisk Station was the coal-generated power plant located closest to the air monitoring sites. The next closest power plant, Crawford, was approximately seven times farther away. No other likely sources of spherical Calcium-Aluminum-Silicon-oxide particles were identified in the surrounding area. Furthermore, spherical Ca-Al-Si-oxide particles were the most common on TSP filters collected during the 24-hour collection periods when the predominant wind direction put Fisk Station upwind of the collection site.
- 3) Fisk Station contributed insignificant quantities of lead-bearing particulate matter relative to H. Kramer during (and outside) the NAAQS exceedance period of October 2010 to February 2011.

For details supporting these conclusions, refer to EPA NEIC (2012).

2.2.5 H. Kramer 2011 Litigation and Emission Control Implementation

In 2011, the United States brought three claims against H. Kramer. First, the United States alleged that H. Kramer violated the Illinois State Implementation Plan by causing or allowing the emission of lead into the air to cause air pollution and/or to prevent the attainment or maintenance of the revised NAAQS for lead. Second, the United States alleged that H. Kramer failed to maintain and operate the rotary furnaces at the facility in a manner consistent with good air pollution control practice, as required by the Standards of Performance for New Stationary Sources. Third, the United States alleged that H. Kramer failed to operate and maintain all furnace melting operations in a manner consistent with good air pollution control practices as required by the National Emissions Standards for Hazardous Air Pollutants.

Negotiations between EPA, IEPA, the Attorney General's Office, Department of Justice (DOJ),

and H. Kramer resulted in an Agreed Preliminary Injunction Order being filed in state court on September 2, 2011. Pursuant to the order, H. Kramer made significant repairs to the facility, including pollution control upgrades, cleanup, and paving of the facility's yard, and reduction in the production of two lead alloys. A final Consent Decree was filed in federal court and executed on March 28, 2013. More specifically, the decree required installation and operation of two new baghouses to better control emissions from the rotary furnaces located in the south foundry building. A construction permit was issued in January 2012 for H. Kramer to install the two new baghouses.

2.2.6 City of Chicago Metal Concentrations in Ambient Surface Soils Study

In June 2001 and January 2002, the U.S. Geological Survey (USGS), in cooperation with the City of Chicago, Department of Environment, collected soil samples from 57 areas near residential, commercial, and industrial land use areas to assess the concentration of metals and polynuclear aromatic hydrocarbons in ambient surface soils within the City of Chicago (USGS 2003). Ambient soils are defined as those soils whose chemical composition is affected by ubiquitous natural and anthropogenic processes rather than the site-specific disposal of waste materials. Soil samples were collected from the upper 6 inches of the soil horizon (from 0 to 6 inches in an undisturbed soil horizon or from the upper 6 inches of a soil horizon where it may be covered by gravel) using a dedicated stainless steel spoon or trowel.

The mean concentration of arsenic, mercury, calcium, magnesium, phosphorus, copper, molybdenum, zinc, and selenium was from two to six times higher in Chicago soil than soils in agricultural areas within 500 kilometers of Chicago, and concentrations of lead were approximately 20 times higher than in soil from the surrounding area. Inter-element correlation coefficients for the inorganic analytes were calculated to provide additional insight into the sources of the inorganic constituents. The sets of elements showing strong mutual correlations can indicate causative factors for the observed concentrations and distribution of these elements. Although the bulk of the compositional trends in Chicago soils are explainable by varying proportions of dolomite and shale, which likely are soil parent material, the elevated (in comparison to surrounding agricultural soils) concentrations of arsenic, copper, lead, mercury,

molybdenum, nickel, phosphorus, selenium, and zinc indicate a potential anthropogenic source of these elements. Lead (concentration factor of 20.4), zinc (7.4), and mercury (4.5) are enriched relative to background soils and all seem likely to indicate substantial and widespread anthropogenic modifications to the trace-element character of the soil. Sampling results for copper, lead, zinc, and mercury are presented as follows:

Constituent	No. of Samples Collected	No. of Detections	Arithmetic Mean (mk/kg)	Standard Deviation (mk/kg)	Range of Detected Concentrations (mg/kg)
Copper	57	57	150.5	373.7	9-2,780
Lead	57	57	395	494.2	13-1,910
Zinc	57	57	396.6	410.8	79-1,690
Mercury	57	56	0.6	1.9	<0.02-13.1

The high correlation between lead and zinc ($R^2 = 0.91$) suggests that the two elements have been added to soils largely from the same material or process rather than as independently distributed constituents (USGS 2003). Mercury shows low correlation with all other constituents, including organic carbon ($R^2 = 0.135$). In many natural settings, mercury and organic carbon are highly correlated so the lack of correlation in Chicago soil suggests an anthropogenic addition largely independent of natural processes.

3. SITE ASSESSMENT ACTIVITIES

In December 2012, May 2013, and August 2013, EPA and WESTON START conducted a site assessment to determine the impact of present and historical industrial sources of heavy metal air emissions at the locations of the Site.

To fulfill these objectives, the following site assessment activities were conducted:

- December 19, 2012: Alley field sampling event.
- May 6, 2013: Railroad spur field sampling event.
- August 12-15, 2013: Little Italy reference area residential property field sampling event.

All sampling activities were conducted in Level D personal protective equipment (PPE) in accordance with the approved site-specific health and safety plan. Fresh sampling gloves were donned before sampling activities began at each new location, and for each sample to avoid

cross-contamination. Non-disposable equipment that could potentially cross-contaminate samples (e.g., Geoprobe[®] cutting shoe) was decontaminated between each sampling location using analconox wash and a potable water rinse. Specific sampling activities are discussed in the following sections. Figures and tables are presented after the References section (Section 8). **Appendix A** provides photographic documentation of Site conditions and activities at the time of the site assessment, and **Appendix B** provides soil boring logs.

3.1 ALLEY SITE ASSESSMENT ACTIVITIES

On December 19, 2012, EPA and WESTON START conducted a field sampling event at the alley. The December 19, 2012, field sampling event was conducted in accordance with the “Field Sampling Plan for the Pilsen Area Soil Site Assessment,” dated December 17, 2012. It was also conducted in overall accordance with the Quality Assurance Project Plan for the Region 5 START III Contract, dated June 2006. EPA received a permit from the City of Chicago for soil boring activities between December 18 and 20, 2012. The alley was divided into 10 sections of roughly equal surface area. Within each section, WESTON START subcontractor Cabeno Environmental Field Services, LLC (Cabeno), of Joliet, IL, used a Geoprobe[®] drill rig to advance two soil borings to a depth up to 4 ft below ground surface (bgs). Twenty soil borings were conducted (AY-01 through AY-20; **Figure 3-1**). The soil from each 4-ft core was inspected and observations were recorded in a soil boring log in accordance with the Unified Soil Classification System (USCS) (**Appendix B**). Documentation was recorded regarding any fill materials, odors, discoloration, or staining suggesting potential contamination.

The 0- to 6-, 6- to 12-, 12- to 24-, 24- to 36-, and 36- to 48-inch bgs intervals from each soil boring were placed into disposable polyethylene bags, homogenized, and screened by EPA FIELDS for total metals using a handheld Innov-X Delta XRF analyzer. WESTON START collected a total of 23 samples (21 investigative and two field duplicates) as follows:

- Ten composite samples were collected from the 10 sections of the alley, one composite from each section. Composite soil samples consisted of an aliquot of soil from both borings in a section, taken from the depth interval showing the highest total lead XRF screening concentration

- One additional composite sample was collected at location AY-03, consisting of soil aliquots collected from 0 to 6 inches bgs from location AY-03 and three step-out locations 5 ft to the west, south, and east of AY-03 (AY-03W, AY-03S, and AY-03E).
- Ten grab soil samples were also collected from the alley. One grab soil sample was collected from one of the two borings within each of the 10 sections at the depth interval showing the highest total lead XRF screening concentration.

Soil samples were submitted under chain-of-custody to STAT Analysis Corporation in Chicago, IL, for at least one of the following analyses:

- Total Resource Conservation and Recovery Act (RCRA) metals (silver, arsenic, barium, cadmium, chromium, mercury, lead, and selenium) plus antimony, copper, tin, and zinc.
- Total lead
 - Coarse-grained fraction (grain size > 250 µm).
 - Fine-grained fraction (grain size < 250 µm).
- Bioavailable lead.
- TCLP RCRA metals.
- pH.
- Moisture content.

Table 3-1 presents a summary of the sampling, including the sampling identification, sampling location, and analytical parameters.

3.2 RAILROAD SPUR SITE ASSESSMENT ACTIVITIES

EPA tasked WESTON START with conducting additional site assessment activities based on analytical results from the alley soil samples. On May 62013, EPA and WESTON START conducted a field sampling event at the railroad spur. The May 62013, field sampling event was conducted in accordance with the document entitled “Field Sampling Plan for the Pilsen Area Soil Site Assessment, Revision 2,” dated April 30, 2013. It was also conducted in overall accordance with the Quality Assurance Project Plan for the Region 5 START III Contract, dated June 2006. EPA FIELDS used a Geoprobe[®] drill rig to advance 16 soil borings to 2 ft bgs (RR-01 through RR-16; **Figure 3-1**). The soil from each 2-ft core was inspected and observations

were recorded in a soil boring log in accordance with the USCS (**Appendix B**). Documentation was recorded noting any fill materials, odors, discoloration, or staining suggesting potential contamination. The 0- to 6-, 6- to 12-, and 12- to 24-inch bgs intervals of each soil boring were placed into disposable polyethylene bags, homogenized, and screened by WESTON START for total metals using EPA's Innov-X Alpha Series XRF analyzer.

Thirteen composite soil samples (12 investigative and one field duplicate) were collected from 13 locations on the railroad spur. Composite samples consisted of aliquots collected from two or three adjacent borings, from either 0 to 6 or 6 to 24 inches bgs. Composite samples consisted of aliquots collected from the same depth interval. No samples were collected from locations RR-03, RR-05, or RR-09 as a result of relatively lower XRF lead screening values. Soil samples were submitted under chain-of-custody to STAT Analysis Corporation in Chicago, IL, for at least one of the following analyses:

- Select total metals (antimony, copper, cadmium, chromium, mercury, lead, tin, and zinc).
- Total lead, fine-grained fraction (grain size < 250 µm).
- Bioavailable lead.
- pH.

3.3 LITTLE ITALY REFERENCE AREA SITE ASSESSMENT ACTIVITIES

In August 2013, EPA and WESTON START conducted a field sampling event in the Little Italy residential neighborhood (Little Italy reference area). The August 2013 field sampling event was conducted in accordance with the document entitled "Field Sampling Plan for the Pilsen Area Soil Site Assessment, Revision 2, Amendment 1," dated July 5, 2013, and with EPA's "Superfund Lead-Contaminated Residential Sites Handbook" (EPA 2003). It was also conducted in overall accordance with the Quality Assurance Project Plan for the Region 5 START III Contract, dated June 2006. Data collected from this area served as a reference of soil suspected to be less impacted by industrial sources, such as H. Kramer and Fisk Station due to an increased distance from these sources. The Little Italy reference area is approximately 110 acres and located approximately 1.2 miles north of the Site. The Little Italy reference area is bound to the north by West Lexington Street, to the east by South Ada Street, to the south by West Taylor

Street, and to the west by South Laflin Street (**Figure 1-1**).

WESTON START advanced soil borings to 24-inches bgs using a 2-, 3-, or 4-inch stainless steel soil auger. Two to five-point composite samples were collected from 0- to 2-, 0- to 6-, 6- to 12-, 12- to 18-, and 18- to 24-inch bgs depth intervals from either the front yard or backyard of residents in the Little Italy reference area. Composite samples were placed into disposable polyethylene bags and mixed. Samples were not collected from gardens, drip zone areas, or areas near painted surfaces. WESTON START described each soil sampling interval in accordance with the USCS. Soil descriptions were recorded in the Site logbook to create a detailed record of the lithology and potential contaminant characteristics of each sampling location. Documentation was recorded noting any fill materials, odors, discoloration, or staining suggesting potential contamination. The 0- to 2-, 0- to 6-, 6- to 12-, 12- to 18-, and 18- to 24-inch bgs intervals of each soil boring were then screened by the by WESTON START for total metals using EPA's Innov-X Alpha Series XRF analyzer. Sampled intervals were transferred directly into laboratory-provided glass sample jars and placed on ice. Any unused soil was returned to the location from which it was collected. All boring locations in residential locations were filled to the original grade with commercially available fill dirt, and then seeded with grass seed.

EPA and WESTON START collected 16 soil samples (14 investigative and two field duplicates) from 11 residential properties located within the Little Italy reference area (**Table 3-1, Figure 3-2**). The 0- to 6-inch bgs composite sample was submitted for analytical laboratory analysis at all locations. If XRF screening showed the 0- to 2-inch bgs composite sample was an order of magnitude different in lead concentration from the 0- to 6-inch bgs composite sample, both composites were submitted for analytical laboratory analysis. At approximately 30% of the locations, a composite sample was collected from below 6 inches bgs and submitted for analytical laboratory analysis. Submitted composite samples collected from below 6 inches bgs had a range (low, medium, and high) of XRF lead concentrations.

Soil samples were submitted under chain-of-custody to STAT Analysis Corporation in Chicago, IL, for the following analyses:

- Select total metals (antimony, copper, cadmium, chromium, mercury, lead, tin, and zinc).
- Total lead, fine-grained fraction (grain size < 250 µm).

4. ANALYTICAL RESULTS

4.1 ALLEY SAMPLING RESULTS

TCLP Metals (Toxicity)

TCLP metal analytical results were compared to the screening criteria in 40 CFR, Part 261, Subpart C 261.24 (b) to determine if the samples were considered hazardous. TCLP metals results from the four soil samples collected from the alley location are presented on **Table 4-1** and **Figures 4-1** and **4-2**, and are summarized as follows:

- Soil samples PA-AC03(0-6)-121912, PA-AC04(0-6)-121912, and PA-AY05(6-12)-121912 contained TCLP lead at concentrations of 12, 12, and 9.6 milligrams per liter (mg/L), respectively. These TCLP lead concentrations exceed the TCLP lead regulatory limit of 5.0 mg/L. According to 40 CFR Part 261, Subpart C, 261.24 (b), these samples represent materials that meet the definition of hazardous waste by virtue of the characteristic of toxicity.

Total Metals

Total metal analytical results were compared to the EPA RMLs for residential soil, HQ 3. Total metal results from the 23 soil samples collected from the alley location are presented on **Table 4-1**, in **Figures 4-1** and **4-2** (for contaminants of concern), and are summarized as follows:

- Antimony was detected in soil samples PA-AC03(0-6)-121912, PA-AC06(0-6)-121912, PA-AY04(6-12)-121912, PA-AY05(6-12)-121912, PA-AY09(12-24)-121912, and PA-AY13(12-24)-121912 at estimated concentrations ranging from 110 to 640 mg/kg. Antimony was detected in soil sample PA-AY07(12-24)-121912 at a concentration of 1,200 mg/kg. These concentrations exceed the RML for antimony of 94 mg/kg.
- Arsenic was detected in soil sample PA-AY05(6-12)-121912 at an estimated concentrations of 73 mg/kg, respectively. Arsenic was detected in PA-AY04(6-12)-121912 and PA-AY07(12-24)-121912 at concentrations ranging of 86 and 93 mg/kg, respectively. These concentrations exceed the RML for arsenic of 61mg/kg.
- Copper was detected in soil samples PA-AY05(6-12)-121912, PA-AY07(12-24)-121912, PA-AY18(6-12)-121912, and PA-AY19(12-24)-121912 at concentrations

ranging from 12,000 to 33,000 mg/kg, exceeding the RML for copper of 9,400 mg/kg.

- Lead was detected in 21 of 23 soil samples (all samples except PA-AC09(0-6)-121912 and PA-AC10(0-6)-121912) in concentrations exceeding the RML for lead of 400 mg/kg. Total lead concentrations exceeding the RML ranged from 570 to 16,000 mg/kg.
- Fine-grained lead was detected in 22 of 23 soil samples (all samples except PA-AC10(0-6)-121912) in concentrations exceeding the RML for lead of 400 mg/kg. Fine-grained lead concentrations exceeding the RML ranged from 1,000 to 9,300 mg/kg.

Lead Bioavailability

Lead bioavailability ranged from 30.2% to 99.5% in the 23 samples collected from the alley.

4.2 RAILROAD SPUR AREA SAMPLING RESULTS

TCLP Metals (Toxicity)

Soil samples PA-RR04,06(0-6)-050613, and PA-RR07,08(6-24)-050613 contained TCLP lead at concentrations of 12 and 13 mg/L, respectively. These TCLP lead concentrations exceed the TCLP lead regulatory limit of 5.0 mg/L. Therefore, according to 40 CFR Part 261, Subpart C, 261.24 (b), these samples represent materials that meet the definition of hazardous waste by virtue of the characteristic of toxicity.

Total Metals

Total metal analytical results were compared to the EPA RMLs for Residential Soil, HQ of 3. Total metal results from the 13 soil samples collected from the alley location are presented on **Table 4-2** and in **Figure 4-3** (for contaminants of concern), and are summarized as follows:

- Copper was detected in soil sample PA-RR04,06(0-6)-050613 at a concentration of 11,000 mg/kg, exceeding the RML for copper of 9,400 mg/kg.
- Lead was detected in 13 of 13 soil samples at concentrations exceeding the RML for lead of 400 mg/kg. Total lead concentrations ranged from 940 to 11,000 mg/kg.
- Fine-grained lead was detected in 13 of 13 soil samples in concentrations exceeding the RML for lead of 400 mg/kg. Total lead concentrations ranged from 900 to 23,000 mg/kg.

- Zinc was detected in soil sample PA-RR04,06(0-6)-050613 at a concentration of 78,000 mg/kg, exceeding the RML for zinc of 70,000 mg/kg.

Lead Bioavailability

Lead bioavailability was analyzed in soil sample PA-RR04,06(0-6)-050613, which contained 78.3% bioavailable lead.

4.3 LITTLE ITALY REFERENCE AREA RESULTS

Total Metals

Total metal analytical results were compared to the EPA RMLs for Residential Soil, HQ of 3. Total metal results from the 16 soil samples collected from the Little Italy reference location are presented on **Table 4-3** and in **Figure 4-4**, and are summarized as follows:

- Lead was detected in two of 16 soil samples at concentrations exceeding the RML for lead of 400 mg/kg. Total lead concentrations were 760 to 930 mg/kg in these two samples.
- Fine-grained lead was detected in three of 16 soil samples at concentrations exceeding the RML for lead of 400 mg/kg. Fine-grained lead concentrations ranged from 520 to 1,400 mg/kg among these samples.
- No other metals were detected in samples above EPA RMLs for Residential Soil, HQ of 3.

4.4 EPA FIELDS XRF QUALITY ASSURANCE ANALYSIS

EPA FIELDS and WESTON START used the EPA's Innov-X Delta and Alpha Series XRF devices in accordance with EPA standard operating procedure (SOP) 302A, "Standard Operating Procedure of Analysis of Metals in Soil using X-Ray Fluorescence." EPA FIELDS and WESTON START conducted an instrument standardization procedure each time the XRF device was activated to verify that the XRF device was operating and performing within manufacturer specifications. EPA FIELDS used simple linear regression and regression diagnostics to find the "best fitting" linear relationship between XRF measurements of lead concentrations in soil samples and their corresponding analytical laboratory concentrations using SAS[®] software. This relationship is quantified in a model (equation). The data included all field sampling events

conducted by EPA and WESTON START in 2012 and 2013, including those performed during the Pilsen downwind residential property site assessment presented in “Site Assessment Report for Pilsen Soil Site: Downwind Residential Area” (WESTON START March, 2014). The EPA FIELDS model equation shows a significant relationship between the lead XRF concentrations and its corresponding laboratory measurement ($P < 0.05$). The EPA FIELDS coefficient of determination (denoted by R^2) for the regression model was 0.92. The EPA FIELDS regression model did not violate the assumptions of no extreme residuals, normal distribution of residuals, and homoscedasticity of residuals. See **Appendix D** for more detail on the development and results of the EPA FIELDS regression model.

4.5 COMPARISON BETWEEN AREAS OF LEAD, FINE-GRAINED LEAD, ZINC, COPPER, TIN, AND CADMIUM CONCENTRATIONS

EPA FIELDS used SAS[®] statistical software to compare cadmium, copper, lead, fine-grained lead, tin, and zinc analytical laboratory concentrations between the Site, the Little Italy reference area, and City of Chicago background (USGS 2003). Of samples collected from the Site and the Little Italy reference area, only samples collected from the 0- to 6-inch bgs interval were used in these comparisons. Note that fine-grained lead samples collected by WESTON START were sieved using a 250 μ m sieve and all samples collected by USGS (2003) were sieved using a 180 μ m sieve. Data were not normally distributed (shown by the Shapiro-Wilk test for normality) and therefore were ranked to perform nonparametric analyses. SAS[®] statistical software was used to compare the areas using one-way analysis of variance (ANOVA) on the ranked data with the general linear models (GLM) procedure. The Type III Sums of Squares result was used since the areas had an unbalanced number of samples. The Least Squares Means Tukey-Kramer Multiple Comparisons test was used to determine differences between the areas. The Least Squares Means Tukey-Kramer Multiple Comparisons test was selected because it accommodates unequal sample sizes and is the most robust test for pairwise comparisons.

There was a significant difference between the three areas for cadmium, copper, lead, tin, and zinc (p -value < 0.05). **Appendix D** presents the methodology and boxplots for each metal for each area. The results of the Least Squares Means Tukey-Kramer Multiple Comparisons test are shown as follows:

Areas	Significant Difference (p-value < 0.05)					
	Cadmium	Copper	Lead	Fine-Grained Lead	Tin	Zinc
Site & Little Italy Reference Area	Yes	Yes	Yes	Yes	Yes	Yes
Site & City of Chicago Background	Yes	Yes	Yes	Yes	Yes	Yes
Little Italy Reference Area & City of Chicago Background	Yes	No	No	No	Yes	No

Comparison between the Site and the Little Italy Reference Area

Concentrations of cadmium, copper, lead, fine-grained lead, tin, and zinc in Site soil were significantly higher than the Little Italy reference area. These results may suggest the Little Italy reference area, which is located approximately 1.2 miles north of H. Kramer, has not been impacted by the same historic emitters of heavy metals, including H. Kramer. See **Appendix D** for more detail on the EPA FIELDS ANOVA analysis.

Comparison between the Site and the City of Chicago Background

Concentrations of cadmium, copper, lead, fine-grained lead, tin, and zinc concentrations in the Site soil were significantly higher than the City of Chicago background concentrations. These results may suggest the Site has been more impacted by historic emitters of heavy metals than the background soils in the City of Chicago. See **Appendix D** for more detail on the EPA FIELDS ANOVA analysis.

Comparison between the Little Italy Reference Area and the City of Chicago Background

Concentrations of cadmium and tin in the Little Italy reference area soil were significantly lower than the City of Chicago background concentrations. Concentrations of copper, lead, fine-grained lead, and zinc were not significantly different in the Little Italy reference area soil and the City of Chicago background concentrations. See **Appendix D** for more detail on the EPA FIELDS ANOVA analysis.

4.6 COMPARISON OF LEAD, ZINC, AND COPPER RELATIVE ABUNDANCES

EPA FIELDS qualitatively compared the relative abundances of lead, zinc, and copper between the Site, City of Chicago background (USGS 2003), Little Italy reference area, and two H.

Kramer baghouse samples. **Appendix D** presents a graphical depiction of the relative abundances of zinc, lead, and copper in samples collected from the City of Chicago background (USGS 2003), Little Italy reference area, Site, and H. Kramer baghouse. Two sets of H. Kramer baghouse results were analyzed. The first set of H. Kramer baghouse data were provided by H. Kramer's consultant Conestoga-Rovers & Associates and TRC Environmental Corporation (2005). The second set of H. Kramer baghouse data was provided by WESTON START, who submitted baghouse samples collected by the EPA Air and Radiation Division (ARD) to STAT Analysis Corporation in Chicago, IL on July 10, 2013 for total metals analysis.

Zinc, lead, and copper were present in the City of Chicago background samples at approximately 42, 42, and 16 %, respectively. Similarly, zinc, lead, and copper were present in Little Italy reference area samples at approximately 44, 47, and 9 %, respectively. A higher relative abundance of zinc and a lower relative abundance of lead were present in surface soil samples collected from the Site at approximately 66, 16, and 17 % zinc, lead, and copper, respectively. An even higher relative abundance of zinc and lower relative abundance of lead were present in H. Kramer baghouse samples at approximately 92, 7, and 1 % zinc, lead, and copper, respectively for samples analyzed by H. Kramer (2005) and 90, 5, and 5 % zinc, lead, and copper, respectively for baghouse samples analyzed by WESTON START. Based on the higher abundance of zinc (22-24 % higher) and lower relative abundance of lead (26-31 % lower) in Site soils compared to the City of Chicago background and the Little Italy reference area, the Site appears to have been impacted by a release of zinc. H. Kramer baghouse samples contained 90-92 % zinc and approximately 832,567 pounds of zinc have been released via fugitive and stack emissions since 1987 (EPA 2013a). While this analysis does not attribute a release of lead to H. Kramer, within the City of Chicago, detections of lead and zinc have been found to be highly correlated ($R^2 = 0.91$), suggesting that two elements have been added to soil largely from the same material or process rather than independently distributed constituents (USGS 2003).

5. SOIL LITHOLOGY

In general, soils on the alley and the railroad spur properties consisted of silty, sandy, and gravelly fill materials. Some to trace wood chips, cinders, and pieces of glass, brick, plastic, and

slag were observed in numerous borings across the property. In particular, slag was observed in soil borings advanced at the following locations: AY-01, AY-03, AY-07, AY-10, AY-11, AY-14, AY-17, AY-18, and RR-02. Slag is a solid-phase waste generated by secondary lead processing (EPA 1995). Soils in the Little Italy reference area consisted sandy and gravelly silts and clays. Little to trace fill materials including wood chips, cinders, and pieces of glass, plastic, brick were observed in soil at the following properties: 489, 491, 492, 493, 494, 500, and 501.

6. THREATS TO HUMAN HEALTH AND THE ENVIRONMENT

Factors to be considered in determining the appropriateness of a potential removal action at a Site are delineated in the NCP at 40 CFR 300.415(b)(2). A summary of the factors applicable to this Site is presented as follows:

- **Actual or potential exposure of nearby human populations, animals, or the food chain to hazardous substances, pollutants, or contaminants.**

Hazardous substances, pollutants, and contaminants were documented in surface and subsurface soil samples collected during the site assessment. Soil samples PA-AC03(0-6)-121912, PA-AC04(0-6)-121912, and PA-AY05(6-12)-121912 collected from the alley contained TCLP lead at concentrations of 12, 12, and 9.6 mg/L, respectively. Soil samples PA-RR04,06(0-6)-050613 and PA-RR07,08(6-24)-050613 contained TCLP lead at concentrations of 12 and 13 mg/L, respectively. These TCLP lead concentrations exceed the TCLP lead 40 CFR Part 261, Subpart C, 261.24 (b) regulatory limit of 5.0 mg/L, indicating these soils are hazardous for the characteristic of toxicity. In addition, antimony, arsenic, copper, lead, and zinc were detected in Site soil above EPA RMLs for residential soil, HQ 3.

Mercury was not detected above the EPA RML of 30 mg/kg in any sample collected from the Site. In addition, meteorological data collected from 1928 to 2013 suggests that the predominant wind direction in the Chicago, IL area is from the southwest. As a result, the Site may not been as heavily impacted by the Fisk Station, which has released 805 pounds of mercury into the air from stack emissions from 1998 to 2012 and is located southeast of the Site.

Analytical laboratory concentrations of cadmium, copper, lead, fine-grained lead, tin, and zinc in Site soil samples were significantly higher (p-value < 0.05) than in the samples collected from the Little Italy reference area and the City of Chicago background. These results suggest the Site has been more greatly impacted by historic emitters of heavy metals. In addition, based on the higher abundance of zinc (24-25 % higher) and lower relative abundance of lead (27-33 % lower) in Site soils compared to the City of Chicago background and the Little Italy reference area, the Site appears

to have been impacted by a release of zinc. The Site is located adjacent to H. Kramer, from which approximately 54,366 pounds of lead, 832,567 pounds of zinc, and 6,782 pounds copper have been released via fugitive and stack emissions since 1987 (EPA 2013a).

The Site is located in an industrial, commercial, and residential area of the Pilsen neighborhood in the City of Chicago. Two schools are located within a ¼-mile radius of the Site, Juarez and Perez. School children may use the Site as a walkway, commuting to and from Juarez. In 2010, approximately 40,983 people lived within 1 mile of the Site.

Potential migration pathways and exposure mechanisms include human and animal activities, surface drainage, and wind dispersion. Potential receptors include nearby residents and workers at the adjacent industrial and commercial businesses. Direct contact with hazardous substances is possible, and the close proximity of residential areas to the Site greatly increases the likelihood of exposure of human populations. Exposure could cause imminent endangerment of human health and the environment.

- **High levels of hazardous substances, pollutants, or contaminants in soils largely at or near the surface that may migrate.**

In general, Site soils consisted of silty, sandy, and gravelly fill materials. Some to trace wood chips, cinders, and pieces of glass, brick, plastic, and slag were observed in numerous borings across the Site. In particular, slag was observed in soil borings advanced at the following locations: AY-01, AY-03, AY-07, AY-10, AY-11, AY-14, AY-17, AY-18, and RR-02. Slag is a solid-phase waste generated by secondary lead processing (EPA 1995). H. Kramer owns and operates a secondary nonferrous metals facility manufacturing primarily brass and bronze ingots.

Site assessment analytical results document high levels of hazardous substances in soils at or near the surface. Surface soil samples PA-AC03(0-6)-121912, PA-AC04(0-6)-121912, and PA-RR04,06(0-6)-050613 were collected from 0 to 6 inches bgs and contained TCLP lead at concentrations exceeding TCLP lead 40 CFR Part 261, Subpart C, 261.24 (b) regulatory limit of 5.0 mg/L. In addition, arsenic, antimony, copper, lead, and zinc were detected in surface soil collected from 0 to 6 inches bgs above EPA RMLs for residential soil, HQ 3. Based on site assessment sampling results, the Site's unrestricted nature, and a lack of an impermeable barrier of the Site, hazardous substances in soils at or near the surface pose a threat of migration.

- **Weather conditions that may cause hazardous substances, pollutants, or contaminants to migrate or be released**

Cook County, IL, receives a substantial amount of precipitation, and temperatures are normally below freezing during the winter, with regular snowfall. In the winter, the average temperature is 25.1°F and the average daily minimum temperature is 17.3°F. In the summer, the average temperature is 71.7°F, and the average daily maximum temperature is 81.7°F. The average total annual precipitation is 38.65 inches and the

average seasonal snowfall is 32.6 inches. These weather conditions may cause water, wind, and freeze-thaw erosion of Site soils. Eroded soils may migrate via wind and/or surface water runoff to nearby residences or to the Chicago Shipping and Sanitary Canal to the south.

7. SUMMARY AND CONCLUSIONS

The EPA tasked WESTON START with evaluating the potential impacts of possible aerial deposition of heavy metals from historic industrial activity in the vicinity of the Site. The Site is an alley (owned by the City of Chicago) and railroad spur (owned by BSNF railway) located adjacent to H. Kramer in an industrial, commercial, and residential area of the Pilsen neighborhood in the City of Chicago. Two schools are located within a ¼-mile radius of the Site, Juarez and Perez. School children may use the Site as a walkway, commuting to and from Juarez. In 2010, approximately 40,983 people lived within 1 mile of the Site.

On December 19, 2012, the EPA and WESTON START advanced 20 soil borings and submitted 23 samples for analytical laboratory analysis from the alley, located adjacent to the H. Kramer facility to the south. Three samples contained TCLP lead concentrations that exceeded the TCLP lead regulatory limits. Therefore, these samples represent materials that meet the definition of hazardous waste by virtue of the characteristic of toxicity. Antimony, arsenic, copper, lead, and fine-grained lead were detected at concentrations above EPA RMLs for residential soil, HQ 3.

On May 6, 2013, EPA and WESTON START advanced 16 soil borings and submitted 13 samples for analytical laboratory analysis from the railroad spur, located west and south of the H. Kramer property. Two samples contained TCLP lead concentrations that exceeded the TCLP lead regulatory limits. Therefore, these samples represent materials that meet the definition of hazardous waste by virtue of the characteristic of toxicity. Copper, lead, fine-grained lead, and zinc were detected in concentrations were detected in concentrations above EPA RMLs for residential soil, HQ 3.

Site soils generally consisted of silty, sandy, and gravelly fill materials. Some to trace wood chips, cinders, and pieces of glass, brick, plastic, and slag were observed in numerous borings across the Site. In particular, slag was observed in soil borings advanced at the following

locations: AY-01, AY-03, AY-07, AY-10, AY-11, AY-14, AY-17, AY-18, and RR-02. Slag is a solid-phase waste generated by secondary lead processing (EPA 1995). H. Kramer owns and operates a secondary nonferrous metals facility manufacturing primarily brass and bronze ingots.

In August 2013, EPA and WESTON START conducted a field sampling event in the Little Italy reference area. Data collected from this area served as a reference for soil suspected to be less impacted by heavy metal emitters such as H. Kramer and the Fisk Generating Station. Within the Little Italy reference area, lead was detected in two of 16 soil samples in concentrations exceeding the EPA RMLs for residential soil, HQ 3, for lead of 400 mg/kg. Total lead concentrations were 760 and 930 mg/kg among these two samples. Fine-grained lead was detected in three of 16 soil samples at concentrations exceeding the RML for lead of 400 mg/kg. Fine-grained lead concentrations ranged from 520 to 1,400 mg/kg among these samples.

EPA FIELD5 used SAS[®] statistical software to compare analytical laboratory concentrations of cadmium, copper, lead, fine-grained lead, tin, and zinc from samples collected from 0 to 6 inches bgs at the Site, the Little Italy reference area, and the City of Chicago background (USGS 2003). Analytical laboratory concentrations of cadmium, copper, lead, fine-grained lead, tin, and zinc in Site soil samples were significantly higher ($p\text{-value} < 0.05$) than in the samples collected from the Little Italy reference area and the City of Chicago background. These results may suggest the Little Italy reference area, which is located approximately 1.2 miles north of H. Kramer, and the City of Chicago background, have not been impacted to the same degree by emitters of heavy metals, including H. Kramer. EPA FIELD5 also compared the relative abundances of lead, zinc, and copper between the Site, City of Chicago background, Little Italy reference area, and two H. Kramer baghouse datasets. Based on the higher relative abundance of zinc (24-25 % higher) and lower relative abundance of lead (27-33 % lower) in Site soils compared to the City of Chicago background and the Little Italy reference area, the Site appears to have been impacted by a release of zinc. While this analysis does not attribute a release of lead to H. Kramer, within the City of Chicago, detections of lead and zinc have been found to be highly correlated ($R^2 = 0.91$), suggesting that two elements have been added to soil largely from the same material or process rather than independently distributed constituents (USGS 2003).

Based on the presence of slag in Site soil borings, analytical laboratory results for Site soil samples, and EPA FIELDS comparisons to the Little Italy reference area and City of Chicago background (USGS 2003), the Site appears to have been impacted by an industrial release of cadmium, copper, tin, zinc, and lead. H. Kramer is immediately adjacent to the Site. H. Kramer has released approximately 54,366 pounds of lead, 832,567 pounds of zinc, and 6,782 pounds copper via fugitive and stack emissions since 1987 (EPA 2013a). The close proximity of the Site to H. Kramer may explain the higher surface soil metal concentrations.

Mercury was not detected above the EPA RML of 30 mg/kg in any sample collected from the Site. In addition, meteorological data collected from 1928 to 2013 suggests that the predominant wind direction in the Chicago, Illinois area is from the southwest. As a result, the Site may not been as heavily impacted by the Fisk Station, which has released 805 pounds of mercury into the air from stack emissions from 1998 to 2012, and is located in predominantly crosswind direction southeast of the Site.

2011 and 2012 investigations conducted by NEIC also support the position that H. Kramer and not the Fisk Station contributed to a higher degree to heavy metal contamination at the Site. On August 21, 2011, NEIC submitted a report to EPA Region 5 presenting analytical results of filters containing the highest and lowest concentrations of lead collected at the Perez air monitoring site from January 2010 to January 2011, as well as baghouse dust samples collected at H. Kramer (EPA NEIC 2011). Analytical results indicated cadmium, copper, tin, and zinc were co-contaminants of the lead-bearing particulate matter collected on the TSP filters. These co-contaminants are metals used in alloys produced at H. Kramer and were also found in similar proportions in H. Kramer baghouse dust samples. Lead-bearing, μm -sized (1–10 μm) aggregates of zinc-oxide crystallites were common in ambient air in the Pilsen neighborhood on at least six days in 2010, and were similar to the predominant baghouse dust particles from H. Kramer. The report concluded that H. Kramer's furnaces were likely the primary source of lead-bearing airborne particulate matter in the Pilsen neighborhood based on the location of its facility, wind direction, and analytical results of TSP filters and baghouse dust from its facility. However, the Fisk Station could not be excluded as a possible contributing source of lead contamination at the

Perez air monitoring site because particulate matter similar to coal fly ash was observed on the filters collected from Perez. On August 24, 2012, NEIC submitted a second report to EPA Region 5 presenting additional analytical results of lead-bearing particulate matter on TSP filters from the Juarez and Perez air monitoring stations and in coal and fly ash collected from the Fisk Station and Midwest Generation's Crawford Station, in addition to any contribution from H. Kramer. The three key main findings from these analyses are summarized as follows: 1) H. Kramer was indicated as the major contributor of airborne lead-bearing particulate matter in the Pilsen neighborhood, both during and outside the NAAQS exceedance period of October 2010 to February 2011; 2) the Fisk Station released particles consistent with coal fly ash in the Pilsen neighborhood; and 3) Fisk Station contributed insignificant quantities of lead-bearing particulate matter relative to H. Kramer during (and outside) the NAAQS exceedance period of October 2010 to February 2011.

Based on the Site's unrestricted nature and a lack of an impermeable barrier, hazardous substances in soils at or near the surface pose a threat of migration. Potential migration pathways and exposure mechanisms include human and animal activities, surface drainage, and wind dispersion. Potential receptors include nearby residents and workers at the adjacent industrial and commercial businesses. Direct contact with hazardous substances is possible, and the close proximity of residential areas to the Site greatly increases the likelihood of exposure of human populations. Exposure could cause imminent endangerment of human health and the environment.

8. REFERENCES

Conestoga-Rovers & Associates and TRC Environmental Corporation, 2005. Report to Illinois EPA Regarding Soil Sampling at H. Kramer Co., Inc. and Vicinity

Subra Company, 2005. Soil Sample Results from the Area around H. Kramer & Co. Smelter and Refiner.

U.S. Environmental Protection Agency (EPA). 1995. EPA Office of Compliance Sector Notebook Project: *Profile of the Nonferrous Metals Industry*.

EPA. 2003. Superfund Lead-Contaminated Residential Sites Handbook.

EPA, National Enforcement Investigations Center (NEIC). 2011. Technical Report: Characterization of Lead-Bearing Particulate Matter, Pilsen Neighborhood, Chicago, Illinois. Prepared for: EPA Region 5.

EPA, NEIC. 2012. Technical Report: Additional Characterization of Lead-Bearing Particulate Matter, Pilsen Neighborhood, Chicago, Illinois. Prepared for: EPA Region 5.

EPA. 2013a. TRI Envirofacts Report, TRI ID: 60608HKRMR1359W. Accessed: 10/10/2013. On-line address:
http://iaspub.epa.gov/enviro/tris_control.tris_print?tris_id=60608HKRMR1359W

EPA. 2013b. TRI Envirofacts Report, TRI ID: 60608FSKGN1111W. Accessed: 10/10/2013. On-line address:
http://iaspub.epa.gov/enviro/tris_control.tris_print?tris_id=60608FSKGN1111W

EPA. 2014. EJ View. EJView Census 2010 Summary Report: 1-Mile around Location 41.853125 North latitude, -87.660695 West longitude, Accessed: 2/14/2014. On-line address:
<http://epamap14.epa.gov/ejmap/ejmap.aspx?wherestr=1345%20W%2021st%20St%2C%20chicago%2C%20IL>

U.S. Geological Survey (USGS). 2003. Concentrations of Polynuclear Aromatic Hydrocarbons and Inorganic Constituents in Ambient Surface Soils, Chicago, Illinois: 2001-02. Water-Resources Investigations Report 03-4105.

FIGURES

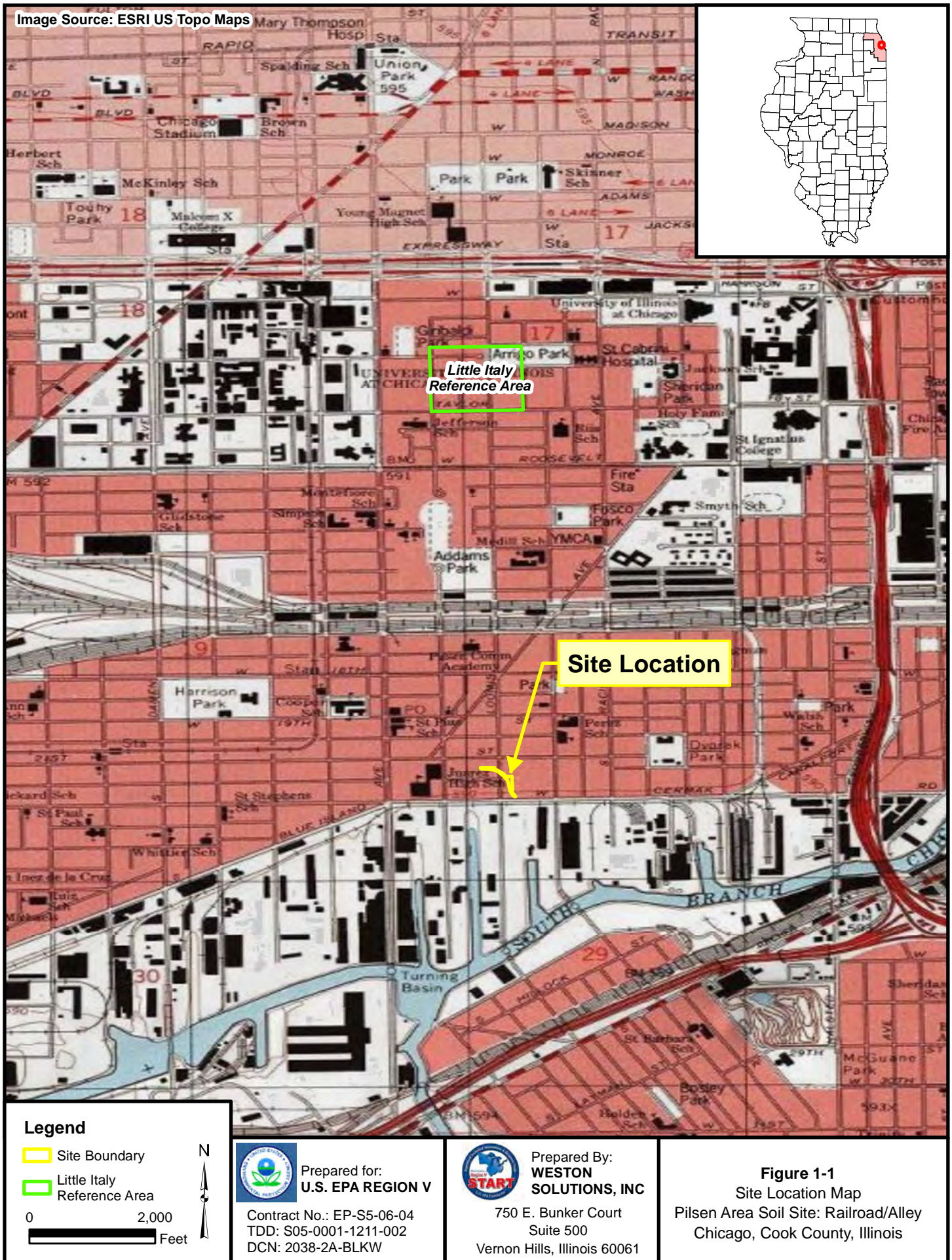


Image Source: ESRI World Imagery



Legend

- BNSF Railroad Spur
 - City of Chicago Alley
 - H. Kramer and Company
 - Schools/Parks
- 0 800 Feet



Prepared for:
U.S. EPA REGION V

Contract No.: EP-S5-06-04
TDD: S05-0001-1211-002
DCN: 2038-2A-BLKW



Prepared By:
WESTON SOLUTIONS, INC

750 E. Bunker Court
Suite 500
Vernon Hills, Illinois 60061

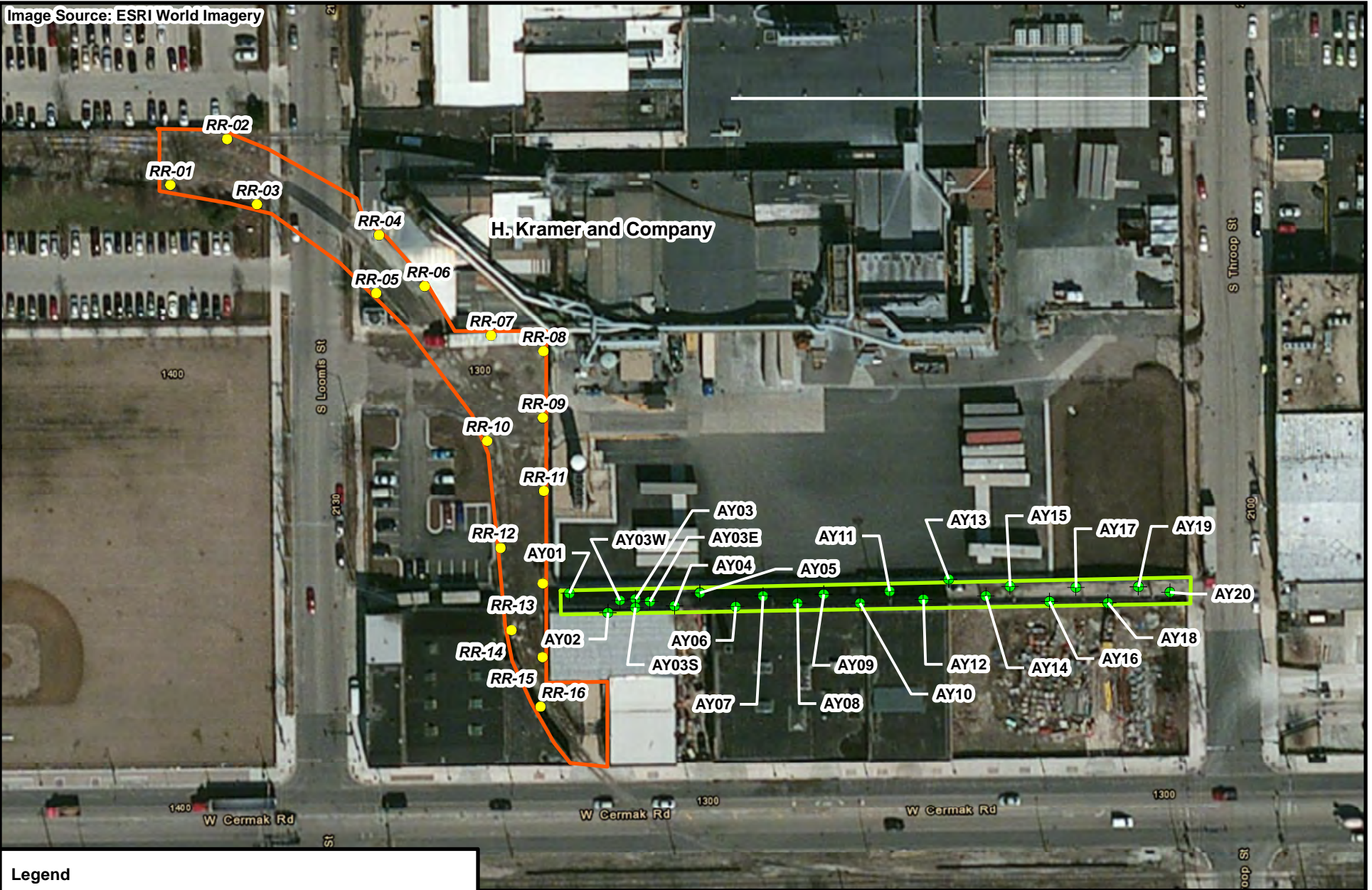
Figure 2-1

Site Features Map
Pilsen Area Soil Site: Railroad/Alley
Chicago, Cook County, Illinois

ck

Predominant Wind Pathway Map
Pilsen Area Soil Site: Railroad/Alley
Chicago, Cook County, Illinois

Image Source: ESRI World Imagery



Legend

- Alley Soil Boring Locations
- Railroad Property Soil Boring Locations
- City of Chicago Alley
- BNSF Railroad Spur

0 100
Feet



Prepared for:
U.S. EPA REGION V

Contract No.: EP-S5-06-04
TDD: S05-0001-1211-002
DCN: 2038-2A-BLKW

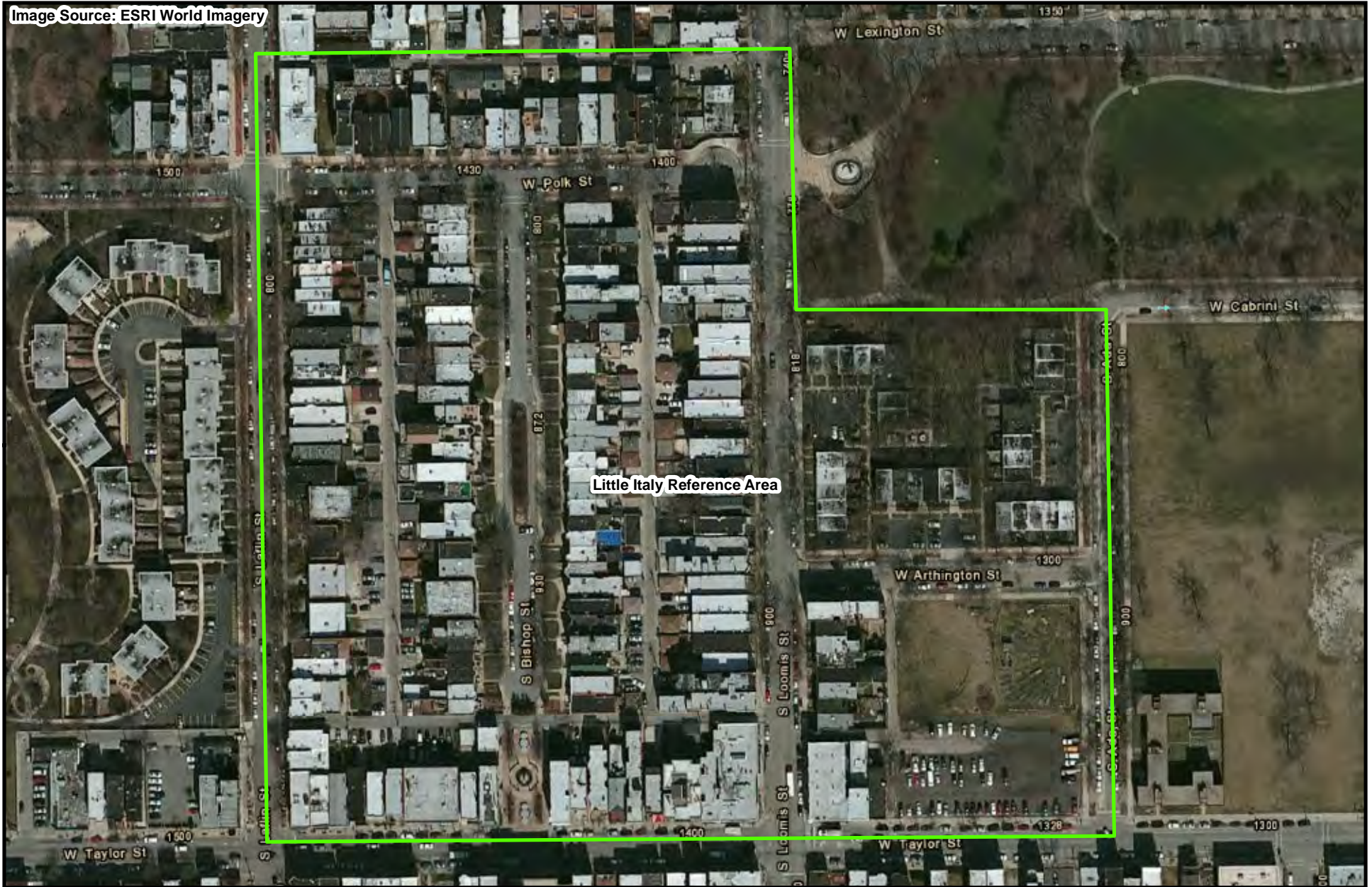


Prepared By:
WESTON SOLUTIONS, INC


750 E. Bunker Court
Suite 500
Vernon Hills, Illinois 60061

Figure 3-1
Alley and Railroad Property
Soil Boring Location Map
Pilsen Area Soil Site: Railroad/Alley
Chicago, Cook County, Illinois

Image Source: ESRI World Imagery



Legend

 Little Italy Reference Area

0 175
Feet



Note: 11 soil samples collected in the Reference Area from locations: 489, 490, 491, 492, 493, 494, 500, 501, 511, 512, 513



Prepared for:
U.S. EPA REGION V

Contract No.: EP-S5-06-04
TDD: S05-0001-1211-002
DCN: 2038-2A-BLKW




Prepared By:
WESTON SOLUTIONS, INC

750 E. Bunker Court
Suite 500
Vernon Hills, Illinois 60061

Figure 3-2

Little Italy Reference Area
Sampling Location Map
Pilsen Area Soil Site: Railroad/Alley
Chicago, Cook County, Illinois



RML Residential HQ3 Criteria:
Cadmium = 210 mg/kg
Copper = 9,400 mg/kg
Lead = 400 mg/kg
Lead, Fines = 400 mg/kg
Tin = 140,000 mg/kg
Zinc = 70,000 mg/kg

TCLP 40 CFR 261 Criteria:
Lead, TCLP = 5 mg/l

Legend

● Sampling Locations

Red text indicates criteria exceedance

Result Units = mg/kg
Except Lead, TCLP = mg/l

0 100 Feet

N

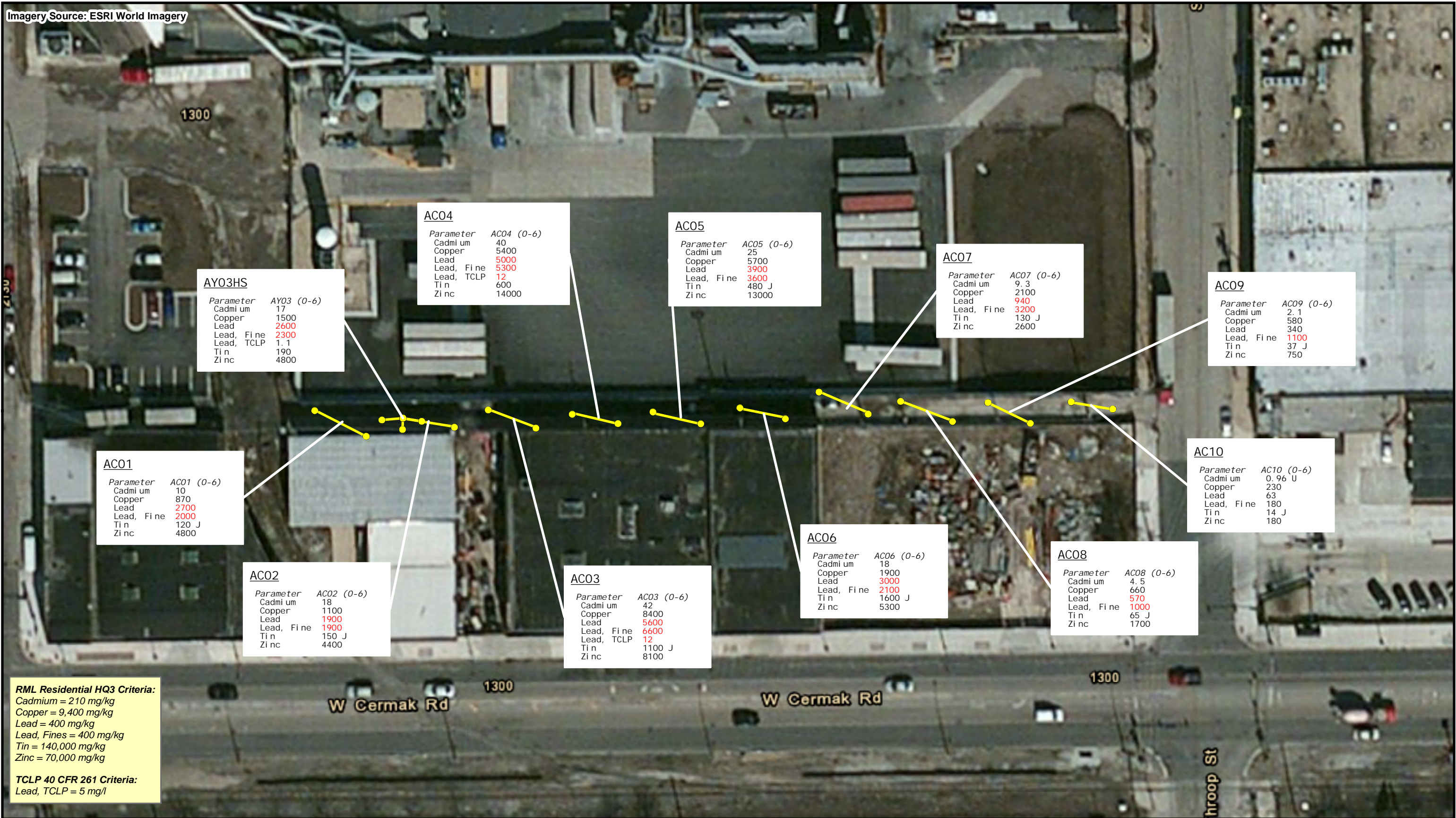


Prepared For:
US EPA Region V
Contract No.: EP-S5-06-04
TDD: S05-0001-1211-002
DCN: 2038-2A-BLKW



Prepared By:
WESTON SOLUTIONS, INC
750 E. Bunker Court
Suite 500
Vernon Hills, Illinois 60061

Figure 4-1
Alley Grab Sampling Results Map
Pilsen Area Soil Site: Railroad/Alley
Chicago, Cook County, Illinois



Legend

Composite Sampling Location
Soil sample collected at each location (●), then homogenized with connected location to obtain the composite sample.

Result Units = mg/kg
Except Lead, TCLP = mg/l

Red text indicates criteria exceedance

0 50 Feet



Prepared For:
US EPA Region V
Contract No.: EP-S5-06-04
TDD: S05-0001-1211-002
DCN: 2038-2A-BLKW



Prepared By:
WESTON SOLUTIONS, INC
750 E. Bunker Court
Suite 500
Vernon Hills, Illinois 60061

Figure 4-2
Alley Composite Sampling Results Map
Pilsen Area Soil Site: Railroad/Alley
Chicago, Cook County, Illinois

Imagery Source: ESRI World Imagery

RR01_02

Parameter	PA-RR01_02 (0-6)	PA-RR01_02 (6-24)
Cadmi um	16	6.1
Copper	9400	3700
Lead	4000	1700
Lead, Fi ne	4100	2200
Lead, TCLP	0.87	0.98
Ti n	1300	560
Zi nc	26000	17000

RR07_08

Parameter	PA-RR07_08 (0-6)	PA-RR07_08 (6-24)
Cadmi um	71	49
Copper	6500	3700
Lead	6800	5500
Lead, Fi ne	7900	9500
Lead, TCLP	3.6	13
Ti n	540	450
Zi nc	46000	24000

RR04_06

Parameter	PA-RR04_06 (0-6)	PA-RR04_06 (6-24)
Cadmi um	140	16
Copper	11000	1800
Lead	11000	1700
Lead, Fi ne	23000	2600
Lead, TCLP	12	0.24
Ti n	980	240
Zi nc	78000	9900

RR10_12

Parameter	PA-RR10_12 (0-6)	PA-RR10_12 (6-24)
Cadmi um	17	12
Copper	1000	980
Lead	1800	2400
Lead, Fi ne	2600	2300
Lead, TCLP	0.52	0.68
Ti n	150	170
Zi nc	3800	2200

RR11_13

Parameter	PA-RR11_13 (0-6)	PA-RR11_13 (6-24)
Cadmi um	9.3	8.6
Copper	650	360
Lead	940	1000
Lead, Fi ne	900	980
Lead, TCLP	0.13	0.022
Ti n	70	110
Zi nc	2200	1100

RR14_15, 16

Parameter	PA-RR14_15, 16 (0-6)	PA-RR14_15, 16 (6-24)
Cadmi um	9.5	11
Copper	770	900
Lead	1500	2200
Lead, Fi ne	3200	2200
Lead, TCLP	0.75	0.35
Ti n	130	120
Zi nc	5800	4700

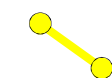
RML Residential HQ3 Criteria:

Cadmium = 210 mg/kg
Copper = 9,400 mg/kg
Lead = 400 mg/kg
Lead, Fines = 400 mg/kg
Tin = 140,000 mg/kg
Zinc = 70,000 mg/kg

TCLP 40 CFR 261 Criteria:

Lead, TCLP = 5 mg/l

Legend



Composite Sampling Location
Soil sample collected at each location (●), then homogenized with connected location to obtain the composite sample.

Result Units = mg/kg
Except Lead, TCLP = mg/l
Red text indicates criteria exceedance

0 75 Feet



Prepared For:
US EPA Region V
Contract No.: EP-S5-06-04
TDD: S05-0001-1211-002
DCN: 2038-2A-BLKW



Prepared By:
WESTON SOLUTIONS, INC
750 E. Bunker Court
Suite 500
Vernon Hills, Illinois 60061

Figure 4-3
Railroad Property Composite Sampling Results Map
Pilsen Area Soil Site: Railroad/Alley
Chicago, Cook County, Illinois

Copyright © 2012 Esri, DeLorme, NAVTEQ, TomTom, Source: Esri, DigitalGlobe, GeoEye, i-cubed, USDA, USGS, AEX, Getmapping, Aerogrid, IGN, IGP, swisstopo, and the GIS User Community

Imagery Source: ESRI World Imagery

	RML-R3	489	490	491	492	493	494	500	501	511	512	513
Cadmium	210	1.4	1.6	1.8	2.7	1.8	2	3.4	4.4	1.7	1.7	1.4
Copper	9,400	30	33	68	66	45	46	72	28	40	37	45
Lead	400	160	220	260	260	190	120	760	66	210	320	170
Lead, Fine	400	160	230	280	210	210	110	1,300	66	370	520	23
Tin	140,000	10 U	11 U	16	13	11 U	12 U	27	13 U	11 U	12 U	10 U
Zinc	70,000	140	150	270	210	170	170	620	150	170	230	200

Little Italy Reference Area

Copyright:© 2012 Esri, DeLorme, NAVTEQ, TomTom, Source: Esri, DigitalGlobe, GeoEye, I-cubed, USDA, USGS, AEX, Getmapping, Aerogrid, IGN, IGP, swisstopo, and the GIS User Community

Legend

Little Italy Reference Area

Red text indicates criteria exceedance
(RML Residential HQ3 Criteria)

0 125 Feet

Result Units = mg/kg
Duplicate samples are not displayed



Prepared For:
US EPA Region V
Contract No.: EP-S5-06-04
TDD: S05-0001-1211-002
DCN: 2038-2A-BLKW



Prepared By:
WESTON SOLUTIONS, INC
750 E. Bunker Court
Suite 500
Vernon Hills, Illinois 60061

Figure 4-4
Little Italy Reference Area Sampling Results Map
Pilsen Area Soil Site: Railroad/Alley
Chicago, Cook County, Illinois

TABLES

TABLE 3-1
SOIL SAMPLE SUMMARY
PILSEN AREA SOIL SITE: RAILROAD/ALLEY
PILSEN, CHICAGO, ILLINOIS

Sample ID	Date Collected	Sampling Location	Property ID	Sample Type	Depth (in bgs)	Analyses					Analyses		
						Total Metals	Fine-Grained Lead	Coarse-Grained Lead	Bioavailable Lead	TCLP Metals	TCLP Lead	Percent Moisture	pH
December 2012 Field Sampling Event (City of Chicago Alley)													
PA-AC01(0-6)-121912	12/19/2012	AY01 and AY02	-	C	0-6	X	X	X	X	-	-	X	X
PA-AC01(0-6)- 121912D	12/19/2012	AY01 and AY02	-	C	0-6	X	X	X	X	-	-	X	X
PA-AC02(0-6)-121912	12/19/2012	AY03 and AY04	-	C	0-6	X	X	X	X	-	-	X	X
PA-AC02(0-6)- 121912D	12/19/2012	AY03 and AY04	-	C	0-6	X	X	X	X	-	-	X	X
PA-AC03(0-6)-121912	12/19/2012	AY05 and AY06	-	C	0-6	X	X	X	X	X	-	X	X
PA-AC03HS(0-6)-121912	12/19/2012	AY03, AY03E, AY03S and AY03W	-	C	0-6	X	X	X	X	X	-	X	X
PA-AC04(0-6)-121912	12/19/2012	AY07 and AY08	-	C	0-6	X	X	X	X	X	-	X	X
PA-AC05(0-6)-121912	12/19/2012	AY09 and AY10	-	C	0-6	X	X	X	X	-	-	X	X
PA-AC06(0-6)-121912	12/19/2012	AY11 and AY12	-	C	0-6	X	X	X	X	-	-	X	X
PA-AC07(0-6)-121912	12/19/2012	AY13 and AY14	-	C	0-6	X	X	X	X	-	-	X	X
PA-AC08(0-6)-121912	12/19/2012	AY15 and AY16	-	C	0-6	X	X	X	X	-	-	X	X
PA-AC09(0-6)-121912	12/19/2012	AY17 and AY18	-	C	0-6	X	X	X	X	-	-	X	X
PA-AC010(0-6)-121912	12/19/2012	AY19 and AY20	-	C	0-6	X	X	X	X	-	-	X	X
PA-AY02(6-12)-121912	12/19/2012	AY02	-	Grab	6-12	X	X	X	X	-	-	X	X
PA-AY04(6-12)-121912	12/19/2012	AY04	-	Grab	6-12	X	X	X	X	-	-	X	X
PA-AY05(6-12)-121912	12/19/2012	AY05	-	Grab	6-12	X	X	X	X	X	-	X	X
PA-AY07(12-24)-121912	12/19/2012	AY07	-	Grab	12-24	X	X	X	X	-	-	X	X
PA-AY09(12-24)-121912	12/19/2012	AY09	-	Grab	12-24	X	X	X	X	-	-	X	X
PA-AY12(6-12)-121912	12/19/2012	AY12	-	Grab	6-12	X	X	X	X	-	-	X	X
PA-AY13(12-24)-121912	12/19/2012	AY13	-	Grab	12-24	X	X	X	X	-	-	X	X
PA-AY16(12-24)-121912	12/19/2012	AY16	-	Grab	12-24	X	X	X	X	-	-	X	X
PA-AY18(6-12)-121912	12/19/2012	AY18	-	Grab	6-12	X	X	X	X	-	-	X	X

TABLE 3-1
SOIL SAMPLE SUMMARY
PILSEN AREA SOIL SITE: RAILROAD/ALLEY
PILSEN, CHICAGO, ILLINOIS

Sample ID	Date Collected	Sampling Location	Property ID	Sample Type	Depth (in bgs)	Analyses					Analyses		
						Total Metals	Fine-Grained Lead	Coarse-Grained Lead	Bioavailable Lead	TCLP Metals	TCLP Lead	Percent Moisture	pH
December 2012 Field Sampling Event (City of Chicago Alley)													
PA-AY19(12-24)-121912	12/19/2012	AY19	-	Grab	12-24	X	X	X	X	-	-	X	X
May Field Sampling Event (BNSF Railroad Spur)													
PA-RR01,02(0-6)-050613	5/6/2013	RR-01 and RR-02	-	C	0-6	X	X	-	-	X	X	X	X
PA-RR01,02(6-24)-050613	5/6/2013	RR-01 and RR-02	-	C	6-24	X	X	-	-	X	X	X	X
PA-RR01,02(6-24)-050613D	5/6/2013	RR-01 and RR-02	-	C	6-24	X	X	-	-	X	X	X	X
PA-RR04,06(0-6)-050613	5/6/2013	RR-04 and RR-06	-	C	0-6	X	X	-	X	X	X	X	X
PA-RR04,06(6-24)-050613	5/6/2013	RR-04 and RR-07	-	C	6-24	X	X	-	-	X	X	X	X
PA-RR07,08(0-6)-050613	5/6/2013	RR-07 and RR-08	-	C	0-6	X	X	-	-	X	X	X	X
PA-RR07,08(6-24)-050613	5/6/2013	RR-07 and RR-08	-	C	6-24	X	X	-	-	X	X	X	X
PA-RR10,12(0-6)-050613	5/6/2013	RR-10 and RR-12	-	C	0-6	X	X	-	-	X	X	X	X
PA-RR10,12(6-24)-050613	5/6/2013	RR-10 and RR-12	-	C	6-24	X	X	-	-	X	X	X	X
PA-RR11,13(0-6)-050613	5/6/2013	RR-11 and RR-13	-	C	0-6	X	X	-	-	X	X	X	X
PA-RR11,13(6-24)-050613	5/6/2013	RR-11 and RR-13	-	C	6-24	X	X	-	-	X	X	X	X
PA-RR14,15(0-6)-050613	5/6/2013	RR-16	-	C	0-6	X	X	-	-	X	X	X	X
PA-RR14,15(6-24)-050613	5/6/2013	RR-16	-	C	6-24	X	X	-	-	X	X	X	X

TABLE 3-1
SOIL SAMPLE SUMMARY
PILSEN AREA SOIL SITE: RAILROAD/ALLEY
PILSEN, CHICAGO, ILLINOIS

Sample ID	Date Collected	Sampling Location	Property ID	Sample Type	Depth (in bgs)	Analyses					Analyses		
						Total Metals	Fine-Grained Lead	Coarse-Grained Lead	Bioavailable Lead	TCLP Metals	TCLP Lead	Percent Moisture	pH
August Field Sampling Event (Little Italy Reference Area)													
PA-489-01(6-18)-081213	8/12/2013	Front yard	489	C	6-18	X	X	-	-	-	-	-	-
PA-490-01(0-6)-081213	8/12/2013	Front yard	490	C	0-6	X	X	-	-	-	-	-	-
PA-491-01(0-6)-081213	8/12/2013	Front yard	491	C	0-6	X	X	-	-	-	-	-	-
PA-491-01(6-18)-081213	8/12/2013	Front yard	491	C	6-18	X	X	-	-	-	-	-	-
PA-491-01(6-18)-081213D	8/12/2013	Front yard	491	C	6-18	X	X	-	-	-	-	-	-
PA-492-01(0-6)-081313	8/13/2013	Front yard	492	C	0-6	X	X	-	-	-	-	-	-
PA-493-01(0-6)-081313	8/13/2013	Front yard	493	C	0-6	X	X	-	-	-	-	-	-
PA-494-01(0-6)-081313	8/13/2013	Area	494	C	0-6	X	X	-	-	-	-	-	-
PA-500-01(0-6)-081413	8/14/2013	Backyard	500	C	0-6	X	X	-	-	-	-	-	-
PA-500-01(6-24)-081413	8/14/2013	Backyard	500	C	6-24	X	X	-	-	-	-	-	-
PA-501-01(0-6)-081413	8/14/2013	Front yard	501	C	0-6	X	X	-	-	-	-	-	-
PA-503-01(0-6)-081413	8/14/2013	Front yard	503	C	0-6	X	X	-	-	-	-	-	-
PA-503-01(6-24)-081413	8/14/2013	Front yard	503	C	6-24	X	X	-	-	-	-	-	-
PA-511-01(0-6)-081613	8/16/2013	Front yard	511	C	0-6	X	X	-	-	-	-	-	-
PA-512-01(0-6)-081613	8/16/2013	Front yard	512	C	0-6	X	X	-	-	-	-	-	-
PA-513-01(0-6)-081613	8/16/2013	Front yard	513	C	0-6	X	X	-	-	-	-	-	-
PA-513-01(0-6)-081613D	8/16/2013	Front yard	513	C	0-6	X	X	-	-	-	-	-	-

Notes:

- Not applicable

% - Percent

bgs - Below ground surface

C - composite sample

ID - Identification

in - Inches

TCLP - Toxicity characteristic leaching procedure

TABLE 4-1
CITY OF CHICAGO ALLEY SOIL SAMPLING RESULTS
PILSEN AREA SOIL SITE: RAILROAD/ALLEY
CHICAGO, COOK COUNTY, ILLINOIS

			Field Sample ID	PA-AC01(0-6)-121912	PA-AC01(0-6)-121912D	PA-AC02(0-6)-121912	PA-AC02(0-6)-121912D	PA-AC03(0-6)-121912	PA-AC04(0-6)-121912	PA-AC05(0-6)-121912	PA-AC06(0-6)-121912	PA-AC07(0-6)-121912	PA-AC08(0-6)-121912	PA-AC09(0-6)-121912	PA-AC10(0-6)-121912	PA-AY02(6-12)-121912
			Location ID	AC01	AC01	AC02	AC02	AC03	AC04	AC05	AC06	AC07	AC08	AC09	AC10	AY02
			Sample Date	12/19/2012	12/19/2012	12/19/2012	12/19/2012	12/19/2012	12/19/2012	12/19/2012	12/19/2012	12/19/2012	12/19/2012	12/19/2012	12/19/2012	12/19/2012
			Depth Interval (in bgs)	0- 6	0- 6	0- 6	0- 6	0- 6	0- 6	0- 6	0- 6	0- 6	0- 6	0- 6	0- 6	6- 12
Parameter	EPA RML for Res. Soil, HQ 3	40 CFR 261, Subpart C, 261.24 (b)	Units													
Total Metals																
Antimony	94	-	mg/kg	25 U	24 U	22 U	26 U	290 J	78 J	29	130 J	24 U	21 U	19 U	19 U	20 U
Arsenic	39	-	mg/kg	26	41	41	41	44 J	28	14	10	6.8	5.5	3.4	1.9 U	40
Barium	46000	-	mg/kg	530	540	500	400	1600	980	540	320	400	140	68	32	680
Cadmium	210	-	mg/kg	10	13	18	12	42	40	25	18	9.3	4.5	2.1	0.96 U	13
Chromium		-	mg/kg	1600	2100	1700	3400	260	150	110	53	24	17	11	7	50
Copper	9400	-	mg/kg	870	1000	1100	1600	8400	5400	5700	1900	2100	660	580	230	660
Lead	400	-	mg/kg	2700	2600	1900	2000	5600	5000	3900	3000	940	570	340	63	2500
Selenium	1200	-	mg/kg	2.5 U	3.7	3.4	2.6 U	3.5 J	3.7	3.4	2.5	2.4 U	2.1 U	1.9 U	1.9 U	2.9
Silver	1200	-	mg/kg	2.5 U	2.4 U	3.1	3	41	19	5.6	2.8	2.4 U	2.1 U	1.9 U	1.9 U	9.6
Tin	140000	-	mg/kg	120 J	130 J	150 J	210 J	1100 J	600	480 J	1600 J	130 J	65 J	37 J	14 J	88 J
Zinc	70000	-	mg/kg	4800	4100	4400	4600	8100	14000	13000	5300	2600	1700	750	180	3000
Mercury	30	-	mg/kg	1.7	1.9	0.77	0.7	3.6	1.3	0.55	0.35	0.37	0.27	0.076	0.044	2.9
TCLP Metals																
Arsenic, TCLP	-	5	mg/L	-	-	-	-	0.01 U	0.01 U	-	-	-	-	-	-	-
Barium, TCLP	-	100	mg/L	-	-	-	-	2.3	1.7	-	-	-	-	-	-	-
Cadmium, TCLP	-	1	mg/L	-	-	-	-	0.35	0.4	-	-	-	-	-	-	-
Chromium, TCLP	-	5	mg/L	-	-	-	-	0.01 U	0.01 U	-	-	-	-	-	-	-
Lead, TCLP	-	5	mg/L	-	-	-	-	12	12	-	-	-	-	-	-	-
Selenium, TCLP	-	1	mg/L	-	-	-	-	0.01 U	0.01 U	-	-	-	-	-	-	-
Silver, TCLP	-	5	mg/L	-	-	-	-	0.01 U	0.01 U	-	-	-	-	-	-	-
Mercury, TCLP	-	0.2	mg/L	-	-	-	-	0.0002 U	0.0002 U	-	-	-	-	-	-	-
Miscellaneous Analyses																
Lead, Coarse-Grained	-	-	mg/kg	1600	1400	1600	3900	17000	3600	2600	1400	390	300	280	98	4900
Lead, Fine-Grained	400	-	mg/kg	2000	2400	1900	2000	6600	5300	3600	2100	3200	1000	1100	180	3000
Lead, Bioavailable	-	-	%	41.3	50.2	59.6	58	55.1	50.9	64.5	86.1	47.5	97.2	70.8	99.5	42.4
pH	-	-	SU	8.2	8	7.8	7.7	7.8	7.8	7.6	7.7	8.1	8.4	9.9	9.2	8

Notes:

Shaded values indicate concentration exceeds the EPA RML for Residential Soil, Hazard

Shaded values indicate concentration exceeds 40 CFR Part 261, Subpart C, 261.24 (b)

- = Not applicable or not analyzed

J = Result is estimated

% = Percent

mg/kg = milligram per kilogram

bgs = Below ground surface

mg/L = milligram per liter

CFR = Code of Federal Regulations

Res. = Residential

HQ = Hazard Quotient

SU = Standard Unit

ID = Identification


U = Constituent not detected.


in = Inches

TABLE 4-1
CITY OF CHICAGO ALLEY SOIL SAMPLING RESULTS
PILSEN AREA SOIL SITE: RAILROAD/ALLEY
CHICAGO, COOK COUNTY, ILLINOIS

			Field Sample ID	PA-AY03HS(0-6)- 121912	PA-AY04(6-12)- 121912	PA-AY05(6-12)- 121912	PA-AY07(12-24)- 121912	PA-AY09(12-24)- 121912	PA-AY12(6-12)- 121912	PA-AY13(12-24)- 121912	PA-AY16(12-24)- 121912	PA-AY18(6-12)- 121912	PA-AY19(12-24)- 121912
			Location ID	AY03HS	AY04	AY05	AY07	AY09	AY12	AY13	AY16	AY18	AY19
			Sample Date	12/19/2012	12/19/2012	12/19/2012	12/19/2012	12/19/2012	12/19/2012	12/19/2012	12/19/2012	12/19/2012	12/19/2012
			Depth Interval (in bgs)	0- 6	6- 12	6- 12	12- 24	12- 24	6- 12	12- 24	12- 24	6- 12	12- 24
Parameter	EPA RML for Res. Soil, HQ 3	40 CFR 261, Subpart C, 261.24 (b)	Units										
Total Metals													
Antimony	94	-	mg/kg	13 J	440 J	440 J	1200	640 J	26 U	110 J	25 U	54 J	24 U
Arsenic	39	-	mg/kg	51	86	73 J	93	39	15	33	16	18	14
Barium	46000	-	mg/kg	630	1000	2700	4300	2400	420	1200	320	510	300
Cadmium	210	-	mg/kg	17	22	36	72	48	18	7.2	3.2	40	15
Chromium		-	mg/kg	380	510	94 J	150	110	35	37	17	72	30
Copper	9400	-	mg/kg	1500	4000	22000	12000	8900	2000	1900	450	33000	20000
Lead	400	-	mg/kg	2600	8700	8800	16000	15000	1700	3200	2100	3400	1600
Selenium	1200	-	mg/kg	4.6	4	5	4.7	3.2	2.6 U	2.3 U	2.5 U	5.5	2.9
Silver	1200	-	mg/kg	3.1	29	86	23	38	2.6	2.3 U	2.5 U	7.3	5.2
Tin	140000	-	mg/kg	190	2200 J	1800 J	3200	8200 J	420 J	760 J	57 J	1000 J	710 J
Zinc	70000	-	mg/kg	4800	6000	7300	11000	7900	3800	2600	980	14000	4500
Mercury	30	-	mg/kg	2.9	1.5	2.7	1.7	2.6	0.94	0.72	9.2	1.2	0.056
TCLP Metals													
Arsenic, TCLP	-	5	mg/L	0.01 U	-	0.01 U	-	-	-	-	-	-	-
Barium, TCLP	-	100	mg/L	1.8	-	2.5	-	-	-	-	-	-	-
Cadmium, TCLP	-	1	mg/L	0.083	-	0.24	-	-	-	-	-	-	-
Chromium, TCLP	-	5	mg/L	0.01 U	-	0.01 U	-	-	-	-	-	-	-
Lead, TCLP	-	5	mg/L	1.1	-	9.6	-	-	-	-	-	-	-
Selenium, TCLP	-	1	mg/L	0.01 U	-	0.01 U	-	-	-	-	-	-	-
Silver, TCLP	-	5	mg/L	0.01 U	-	0.01 U	-	-	-	-	-	-	-
Mercury, TCLP	-	0.2	mg/L	0.0002 U	-	0.0002 U	-	-	-	-	-	-	-
Miscellaneous Analyses													
Lead, Coarse-Grained	-	-	mg/kg	1400	17000	26000	29000	5800	1400	5400	2000	4000	1400
Lead, Fine-Grained	400	-	mg/kg	2300	7500	8400	9300	6600	2000	4000	2500	4400	2100
Lead, Bioavailable	-	-	%	46.9	30.2	42.4	49.2	80	75.4	65.1	84.8	73.8	63.9
pH	-	-	SU	7.8	7.7	7.6	7.8	7.4	7.7	8	8	7.5	7.8

Notes:

 Shaded values indicate concentration exceeds the EPA RML for Residential Soil, Hazard

 Shaded values indicate concentration exceeds 40 CFR Part 261, Subpart C, 261.24 (b)

- = Not applicable or not analyzed

% = Percent

bgs = Below ground surface

CFR = Code of Federal Regulations

HQ = Hazard Quotient

ID = Identification

in = Inches

J = Result is estimated

mg/kg = milligram per kilogram

mg/L = milligram per liter


Res. = Residential


SU = Standard Unit

U = Constituent not detected.

TABLE 4-2 BNSF RAILROAD SPUR SOIL SAMPLING RESULTS PILSEN AREA SOIL SITE: RAILROAD/ALLEY CHICAGO, COOK COUNTY, ILLINOIS														
				Field Sample ID	PA-RR01,02(0-6)-050613	PA-RR01,02(6-24)-050613	PA-RR01,02(6-24)-050613D	PA-RR04,06(0-6)-050613	PA-RR04,06(6-24)-050613	PA-RR07,08(0-6)-050613	PA-RR07,08(6-24)-050613	PA-RR10,12(0-6)-050613	PA-RR10,12(6-24)-050613	PA-RR11,13(0-6)-050613
				Location ID	RR01,02	RR01,02	RR01,02	RR04,06	RR04,06	RR07,08	RR07,08	RR10,12	RR10,12	RR11,13
				Sample Date	5/6/2013	5/6/2013	5/6/2013	5/6/2013	5/6/2013	5/6/2013	5/6/2013	5/6/2013	5/6/2013	5/6/2013
				Depth Interval (ft bgs)	0- 6	6- 24	6- 24	0- 6	6- 24	0- 6	6- 24	0- 6	6- 24	0- 6
Parameter	EPA RML for Res. Soil, HQ 3	40 CFR 261, Subpart C, 261.24 (b)	Unit											
Total Metals														
Antimony	94	-	mg/kg	19 J	7.4 J	23 U	18 J	4.1 U	12 J	9 J	14 J	34 J	6.4 J	
Cadmium	210	-	mg/kg	16	6.1	8.6	140	16	71	49	17	12	9.3	
Chromium	-	-	mg/kg	64	34	35	56	27	45	43	53	35	220	
Copper	9400	-	mg/kg	9400	3700	2500	11000	1800	6500	3700	1000	980	650	
Lead	400	-	mg/kg	4000	1700	1500	11000	1700	6800	5500	1800	2400	940	
Lead, Fine-Grained	400	-	mg/kg	4100	2200	2200	23000	2600	7900	9500	2600	2300	900	
Tin	140000	-	mg/kg	1300	560	600	980	240	540	450	150	170	70	
Zinc	70000	-	mg/kg	26000	17000	14000	78000	9900	46000	24000	3800	2200	2200	
Mercury	30	-	mg/kg	0.52	0.63	0.59	0.61	1.6	0.72	0.65	1.1	1.5	0.55	
TCLP Metals														
Lead, TCLP		5	mg/L	0.87	0.98	5	12	0.24	3.6	13	0.52	0.68	0.13	
Other Analyses -														
Lead, Bioavailable	-	-	%	-	-	-	78.3	-	-	-	-	-	-	

Notes:

 Shaded values indicate concentration exceeds the EPA RML for Residential (HQ3)

 Shaded values indicate concentration exceeds 40 CFR Part 261, Subpart C

- = Not applicable or not analyzed

% = Percent

bgs = Below ground surface

CFR = code of federal regulations

ft = feet

ID = Identification

J = value is an estimated quantity

mg/kg = milligram per kilogram

mg/L = milligram per liter

RML - removal management level

U = Constituent not detected. Reporting limit is presented.

			Field Sample ID	PA-RR11,13 (6-24)-050613	PA-RR14,15,16 (0-6)-050613	PA-RR14,15,16 (6-24)-050613
			Location ID	RR11,13	RR14,15,16	RR14,15,16
			Sample Date	5/6/2013	5/6/2013	5/6/2013
			Depth Interval (ft bgs)	6- 24	0- 6	6- 24
Parameter	EPA RML for Res. Soil, HQ 3	40 CFR 261, Subpart C, 261.24 (b)	Unit			
Total Metals						
Antimony	94	-	mg/kg	8.8 J	4.7 J	5.2 J
Cadmium	210	-	mg/kg	8.6	9.5	11
Chromium	-	-	mg/kg	43	900	2000
Copper	9400	-	mg/kg	360	770	900
Lead	400	-	mg/kg	1000	1500	2200
Lead, Fine-Grained	400	-	mg/kg	980	3200	2200
Tin	140000	-	mg/kg	110	130	120
Zinc	70000	-	mg/kg	1100	5800	4700
Mercury	30	-	mg/kg	0.58	1.2	0.78
TCLP Metals						
Lead, TCLP		5	mg/L	0.022	0.75	0.35
Other Analyses						
Lead, Bioavailable	-	-	%	-	-	-

Notes:

Shaded values indicate concentration exceeds the EPA RML for Residential (HQ3)

Shaded values indicate concentration exceeds 40 CFR Part 261, Subpart C

- = Not applicable or not analyzed
% = Percent
bgs = Below ground surface
CFR = code of federal regulations
ft = feet
ID = Identification
J = value is an estimated quantity
mg/kg = milligram per kilogram
mg/L = milligram per liter
RML - removal management level
U = Constituent not detected. Reporting limit is presented.

TABLE 4-3
LITTLE ITALY REFERENCE AREA SOIL SAMPLING RESULTS
PILSEN SOIL SITE: RAILROAD/ALLEY
CHICAGO, COOK COUNTY, ILLINOIS

		Field Sample ID	PA-489-01(0-6)-081213	PA-489-01(6-18)-081213	PA-490-01(0-6)-081213	PA-491-01(0-6)-081213	PA-491-01(6-18)-081213	PA-491-01(6-18)-081213D	PA-492-01(0-6)-081313	PA-493-01(0-6)-081313	PA-494-01(0-6)-081313	PA-500-01(0-6)-081413
		Location ID	489	489	490	491	491	491	492	493	494	500
		Sample Date	8/12/2013	8/12/2013	8/12/2013	8/12/2013	8/12/2013	8/12/2013	8/13/2013	8/13/2013	8/13/2013	8/14/2013
		Depth Interval (in bgs)	0-6	6-18	0-6	0-6	6-18	6-18	0-6	0-6	0-6	0-6
Parameter	EPA RML for Res. Soil, HQ 3	Unit										
Total Metals												
Antimony	94	mg/kg	4.2 U	4.4 U	4.4 U	4.8 U	4.5 U	4.1 U	4.4 U	4.3 U	4.6 U	4.4 U
Cadmium	210	mg/kg	1.4	1.4	1.6	1.8	1.6	1.5	2.7	1.8	2	3.4
Chromium	-	mg/kg	17	18	19	21	36	17	24	16	33	26
Copper	9400	mg/kg	30	28	33	68	71	65	66	45	46	72
Lead	400	mg/kg	160	92	220	260	270	260	260	190	120	760
Lead, Fine-Grained	400	mg/kg	160	150	230	280	400	390	210	210	110	1300
Tin	140000	mg/kg	10 U	11 U	11 U	16	15	16	13	11 U	12 U	27
Zinc	70000	mg/kg	140	120	150	270	250	230	210	170	170	620
Mercury	30	mg/kg	0.14	0.13	0.29	0.42	0.6	0.66	0.33	0.39	0.17	0.88

Notes:
 Shaded/Bolded values indicate concentration exceeds the EPA RML for Residential Soil, Hazard Quotient 3
- = Not applicable or not analyzed
bgs = Below ground surface
HQ = Hazard quotient
ID = Identification
in = Inches
mg/kg = milligram per kilogram
Res. = Residential
RML = Removal Action Levels
U = Constituent not detected. Reporting limit is presented.

TABLE 4-3
LITTLE ITALY REFERENCE AREA SOIL SAMPLING RESULTS
PILSEN SOIL SITE: RAILROAD/ALLEY
CHICAGO, COOK COUNTY, ILLINOIS

		Field Sample ID	PA-500-01(6-24)-081413	PA-501-01(0-6)-081413	PA-511-01(0-6)-081613	PA-512-01(0-6)-081613	PA-513-01(0-6)-081613	PA-513-01(0-6)-081613D
		Location ID	500	501	511	512	513	513
		Sample Date	8/14/2013	8/14/2013	8/16/2013	8/16/2013	8/16/2013	8/16/2013
		Depth Interval (in bgs)	6-24	0-6	0-6	0-6	0-6	0-6
Parameter	EPA RML for Res. Soil, HQ 3	Unit						
Total Metals								
Antimony	94	mg/kg	3.9 U	5.2 U	4.4 U	4.7 U	4.2 U	4.2 U
Cadmium	210	mg/kg	3.1	1.4	1.7	1.7	1.4	1.3
Chromium	-	mg/kg	22	22	21	19	31	23
Copper	9400	mg/kg	88	28	40	37	45	42
Lead	400	mg/kg	930	66	210	320	170	140
Lead, Fine-Grained	400	mg/kg	1400	66	370	520	230	210
Tin	140000	mg/kg	28	13 U	11 U	12 U	10 U	10 U
Zinc	70000	mg/kg	690	150	170	230	200	200
Mercury	30	mg/kg	1.7	0.081	0.2	0.27	0.2	0.28

Notes:

Shaded/Bolded values indicate concentration exceeds the EPA RML for .

- = Not applicable or not analyzed

bgs = Below ground surface

HQ = Hazard quotient

ID = Identification

in = Inches

mg/kg = milligram per kilogram

Res. = Residential

RML = Removal Action Levels

U = Constituent not detected. Reporting limit is presented.

APPENDIX A

PHOTOGRAPHIC DOCUMENTATION



Site: Pilsen Area Soil Site: Railroad/Alley

Photo Number: 1

Date: 12/12/12

Direction: West

Photographer: D. Sena

Subject: Eastern portion of the City of Chicago alley with the H. Kramer property to the north.



Site: Pilsen Area Soil Site: Railroad/Alley

Photo Number: 2

Date: 12/12/12

Direction: West

Photographer: D. Sena

Subject: Western portion of the City of Chicago alley with the H. Kramer property to the north.



Site: Pilsen Area Soil Site: Railroad/Alley

Photo Number: 3

Date: 12/19/12

Direction: East

Photographer: D. Sena

Subject: Cabeno Environmental Field Services, LLC advancing Geoprobe in City of Chicago alley.



Site: Pilsen Area Soil Site: Railroad/Alley

Photo Number: 4

Date: 12/19/12

Direction: Down

Photographer: D. Sena

Subject: Soil boring advanced from location AY-05 from 0-48 inches below ground surface.



Site: Pilsen Area Soil Site: Railroad/Alley

Photo Number: 5

Direction: South

Subject: EPA FIELDs advancing Geoprobe at RR-01.

Date: 5/6/13

Photographer: D. Sena



Site: Pilsen Area Soil Site: Railroad/Alley

Photo Number: 6

Direction: East

Subject: EPA FIELDs advancing Geoprobe at RR-04, adjacent to H. Kramer facility.

Date: 5/6/13

Photographer: D. Sena



Site: Pilsen Area Soil Site: Railroad/Alley


Photo Number: 7

Direction: North

Subject: EPA FIELDS advancing Geoprobe at RR-14, with the H. Kramer facility in the background.

Date: 5/6/13

Photographer: D. Sena



Site: Pilsen Area Soil Site: Railroad/Alley

Photo Number: 8

Direction: Down

Subject: Soil boring advanced from location RR-06 from 0-24 inches below ground surface.

Date: 5/6/13

Photographer: D. Sena

APPENDIX B
SOIL BORING LOGS

Weston Solutions, Inc.
750 E Bunker Ct
Vernon Hills, IL 60061

AY-01




(Page 1 of 1)

EPA Region V
Contract: EP-S5-06-04

Pilsen Soil Site: Railroad/Alley
Chicago, Cook County, Illinois

Date : 12/19/2012
Drill Rig Type : Geoprobe
Drilling Company : Cabeno
Weston Geoscientist : David Sena
Total Depth : 4.0 ft bgs

Latitude: : 41.8528869045
Longitude: : -87.6605064821

Depth in Feet	USCS	GRAPHIC	Sample Comments	Sample	Recovery (percent)	REMARKS
			DESCRIPTION			
0			 Investigative Soil Sample  Investigative Soil Sample and Duplicate Sample			
0			SILT FILL - Grayish black, medium soft, dry, some rounded gravel, some wood chips, some pieces of plastic			Composite soil sample PA-AC01(0-6)-121912 and PA-AC01(0-6)-121912D collected from 0 to 6 inches bgs
1	FL					
2	FL		SILT FILL - Brown black, medium firm, dry, some angular gravel		95%	
3	FL		SILT FILL - Red, black, orange, medium soft, some sand, trace fine-grained angular gravel, trace slag			
4			End of boring at 4.0 ft bgs.			
5						
6						

Weston Solutions, Inc.
750 E Bunker Ct
Vernon Hills, IL 60061

AY-02



(Page 1 of 1)

EPA Region V
Contract: EP-S5-06-04

Pilsen Soil Site: Railroad/Alley
Chicago, Cook County, Illinois

Date : 12/19/2012
Drill Rig Type : Geoprobe
Drilling Company : Cabeno
Weston Geoscientist : David Sena
Total Depth : 4.0 ft bgs

Latitude : 41.85284859
Longitude: : -87.66040217

Depth in Feet	USCS	GRAPHIC	Sample Comments	Sample	Recovery (percent)	REMARKS
			DESCRIPTION			
0			CLAYEY SILT FILL - Dark brown, dry to moist, some sand, some fine-grained angular gravel, well graded, trace glass and brick pieces			Comnposite soil sample PA-AC01(0-6)-121912 & PA-AC01(0-6)-121912D collected from 0 to 6 inches bgs
1						Grab soil sample PA-AY02(6-12)-121912 collected from 6 to 12 inches bgs
2	FL		As above		75%	
3						
4			End of boring at 4.0 ft bgs.			
5						
6						

Weston Solutions, Inc.
750 E Bunker Ct
Vernon Hills, IL 60061

AY-03

(Page 1 of 1)

EPA Region V
Contract: EP-S5-06-04

Pilsen Soil Site: Railroad/Alley
Chicago, Cook County, Illinois

Date : 12/19/2012
Drill Rig Type : Geoprobe
Drilling Company : Cabeno
Weston Geoscientist : David Sena
Total Depth : 4.0 ft bgs

Latitude : 41.85287639
Longitude : -87.66032823

Depth in Feet	USCS	GRAPHIC	Sample Comments	Sample	Recovery (percent)	REMARKS
			DESCRIPTION			
0			SAND FILL - Dark brown, loose, moist, some clay, some plastic and slag pieces			Composite soil sample PA-AC020-6)-121912 & PA-AC02(0-6)-121912D collected from 0 to 6 inches bgs
FL						
1			SANDY SILT FILL - Black, medium soft, moist, some fine-grained angular gravel, trace slag			
2					90%	
FL						
3						
4			End of boring at 4.0 ft bgs.			
5						
6						

Weston Solutions, Inc.
750 E Bunker Ct
Vernon Hills, IL 60061

AY-05


(Page 1 of 1)

EPA Region V
Contract: EP-S5-06-04

Pilsen Soil Site: Railroad/Alley
Chicago, Cook County, Illinois

Date : 12/19/2012
Drill Rig Type : Geoprobe
Drilling Company : Cabeno
Weston Geoscientist : David Sena
Total Depth : 4.0 ft bgs

Latitude : 41.8528897
Longitude : -87.66015578

Depth in Feet	USCS	GRAPHIC	Sample Comments	Sample	Recovery (percent)	REMARKS
			DESCRIPTION			
0			SILTY CLAY FILL - Dark brown, dry, trace fine-grained subrounded gravel, trace glass pieces		90%	Composite soil sample PA-AC03(0-6)-121912 collected from 0 to 6 inches bgs
FL						Grab soil sample PA-AY05(6-12)-121912 collected from 6 to 12 inches bgs
1			SILTY SAND FILL - Gray, medium loose, dry, some coarse-grained angular gravel			
FL						
2			SILT FILL - Black, medium firm, dry, some sand, trace cinders			
FL						
3						
4			End of boring at 4.0 ft bgs.			
5						
6						

Weston Solutions, Inc.
750 E Bunker Ct
Vernon Hills, IL 60061

AY-06




(Page 1 of 1)

EPA Region V
Contract: EP-S5-06-04

Pilsen Soil Site: Railroad/Alley
Chicago, Cook County, Illinois

Date : 12/19/2012
Drill Rig Type : Geoprobe
Drilling Company : Cabeno
Weston Geoscientist : David Sena
Total Depth : 4.0 ft bgs

Latitude : 41.85286302
Longitude : -87.66005877

Depth in Feet	USCS	GRAPHIC	Sample Comments	Sample	Recovery (percent)	REMARKS
			DESCRIPTION			
0			 Investigative Soil Sample  Investigative Soil Sample and Duplicate Sample			
0			SILT FILL - Black, medium firm, dry, some sand, trace medium-grained subangular gravel, poorly graded, brick layer at 2 ft bgs			Composite soil sample PA-AY04(0-6)-121912 collected from 0 to 6 inches bgs
1			As above			
2	FL		As above		90%	
3			As above			
4			End of boring at 4.0 ft bgs.			
5						
6						

Weston Solutions, Inc.
750 E Bunker Ct
Vernon Hills, IL 60061

AY-07



(Page 1 of 1)

EPA Region V
Contract: EP-S5-06-04

Pilsen Soil Site: Railroad/Alley
Chicago, Cook County, Illinois

Date : 12/19/2012
Drill Rig Type : Geoprobe
Drilling Company : Cabeno
Weston Geoscientist : David Sena
Total Depth : 4.0 ft bgs

Latitude : 41.85288437
Longitude : -87.65998557

Depth in Feet	USCS	GRAPHIC	Sample Comments	Sample	Recovery (percent)	REMARKS
			DESCRIPTION			
0			SANDY SILT FILL - Brown, medium firm, dry, some fine-grained angular gravel, well graded, some glass, wood chips, and brick pieces			Composite soil sample PA-AC04(0-6)-121912 collected from 0 to 6 inches bgs
1						
2			As above		90%	Grab soil sample PA-AY07(12-24)-121912 collected from 12 to 24 inches bgs
3			SILTY SAND FILL - Light brown, medium tight, moist, poorly graded, some slag			
4			End of boring at 4.0 ft bgs.			
5						
6						

Weston Solutions, Inc.
750 E Bunker Ct
Vernon Hills, IL 60061

AY-08

(Page 1 of 1)

EPA Region V
Contract: EP-S5-06-04

Pilsen Soil Site: Railroad/Alley
Chicago, Cook County, Illinois

Date : 12/19/2012
Drill Rig Type : Geoprobe
Drilling Company : Cabeno
Weston Geoscientist : David Sena
Total Depth : 4.0 ft bgs

Latitude : 41.85287076
Longitude : -87.6598927

Depth in Feet	USCS	GRAPHIC	Sample Comments	Sample	Recovery (percent)	REMARKS
			DESCRIPTION			
0			<input checked="" type="checkbox"/> Investigative Soil Sample <input checked="" type="checkbox"/> Investigative Soil Sample and Duplicate Sample			
			GRAVELLY SILT FILL - Blackish brown, medium firm, dry, well graded, some sand, gravel is fine-grained and subangular	<input checked="" type="checkbox"/>		Composite soil sample PA-AY04(0-6)-121912 collected from 0 to 6 inches bgs
1						
2	FL		As above		60%	
3						
4			End of boring at 4.0 ft bgs.			
5						
6						

Weston Solutions, Inc.
750 E Bunker Ct
Vernon Hills, IL 60061

AY-09



(Page 1 of 1)

EPA Region V
Contract: EP-S5-06-04

Pilsen Soil Site: Railroad/Alley
Chicago, Cook County, Illinois

Date : 12/19/2012
Drill Rig Type : Geoprobe
Drilling Company : Cabeno
Weston Geoscientist : David Sena
Total Depth : 4.0 ft bgs

Latitude : 41.85288864
Longitude : -87.6598224

Depth in Feet	USCS	GRAPHIC	Sample Comments	Sample	Recovery (percent)	REMARKS
			DESCRIPTION			
0			SILT FILL - Black and red, loose, dry, some medium-grained subrounded gravel, well graded, trace pieces of glass and brick			Composite soil sample PA-AC05(0-6)-121912 collected from 0 to 6 inches bgs
1						
1	FL					Grab soil sample PA-AY09(12-24)-121912 collected from 12 to 24 inches bgs
2					75%	
2						
3	FL		SILTY SAND AND GRAVEL FILL - Light gray and red, medium tight, moist, well graded			
3						
3			SILT FILL - Black, soft, moist, some medium-grained subangular gravel, well graded, some brick			
4	FL					
4			End of boring at 4.0 ft bgs.			
5						
5						
6						
6						

Weston Solutions, Inc.
750 E Bunker Ct
Vernon Hills, IL 60061

AY-10

(Page 1 of 1)

EPA Region V
Contract: EP-S5-06-04

Pilsen Soil Site: Railroad/Alley
Chicago, Cook County, Illinois

Date : 12/19/2012
Drill Rig Type : Geoprobe
Drilling Company : Cabeno
Weston Geoscientist : David Sena
Total Depth : 4.0 ft bgs

Latitude : 41.85287145
Longitude : -87.65972522

Depth in Feet	USCS	GRAPHIC	Sample Comments	Sample	Recovery (percent)	REMARKS
			<div><div><div></div></div> Investigative Soil Sample</div> <div><div><div></div></div> Investigative Soil Sample and Duplicate Sample</div>			
			DESCRIPTION			
0	FL		SILT AND GRAVEL FILL - Black and orange, dry, gravel is angular and medium-grained, well graded, some slag and wood chips		75%	Composite soil sample PA-AC05(0-6)-121912 collected from 0 to 6 inches bgs
1			SANDY SILT FILL - Black, dry, some fine-grained angular gravel, poorly graded, trace wood chips and glass			
2			FL			
3						
4	End of boring at 4.0 ft bgs.					
5						
6						

Weston Solutions, Inc.
750 E Bunker Ct
Vernon Hills, IL 60061

AY-11


(Page 1 of 1)

EPA Region V
Contract: EP-S5-06-04

Pilsen Soil Site: Railroad/Alley
Chicago, Cook County, Illinois

Date : 12/19/2012
Drill Rig Type : Geoprobe
Drilling Company : Cabeno
Weston Geoscientist : David Sena
Total Depth : 4.0 ft bgs

Latitude : 41.8528959
Longitude : -87.65964595

Depth in Feet	USCS	GRAPHIC	Sample Comments	Sample	Recovery (percent)	REMARKS
			DESCRIPTION			
0			SILT FILL - Black, dry, some medium-grained angular gravel, trace brick and glass		95%	Composite soil sample PA-AC06(0-6)-121912 collected from 0 to 6 inches bgs
FL						
1			SANDY SILT FILL - Black, medium firm, dry, some fine-grained subrounded gravel, trace cobble, trace slag and glass			
2						
FL						
3			As above			
FL						
4			SANDY SILT FILL - Black and brown, medium soft, moist, poorly graded			
			End of boring at 4.0 ft bgs.			
5						
6						

Weston Solutions, Inc.
750 E Bunker Ct
Vernon Hills, IL 60061

AY-12



(Page 1 of 1)

EPA Region V
Contract: EP-S5-06-04

Pilsen Soil Site: Railroad/Alley
Chicago, Cook County, Illinois

Date : 12/19/2012
Drill Rig Type : Geoprobe
Drilling Company : Cabeno
Weston Geoscientist : David Sena
Total Depth : 4.0 ft bgs

Latitude : 41.85287987
Longitude : -87.6595544

Depth in Feet	USCS	GRAPHIC	Sample Comments	Sample	Recovery (percent)	REMARKS
			DESCRIPTION			
0			SANDY SILT FILL - Black, medium firm, dry to moist, trace fine-grained subangular gravel, poorly graded, trace brick			Composite soil sample PA-AC06(0-6)-121912 collected from 0 to 6 inches bgs
1						Grab soil sample PA-AY12(6-12)-121912 collected from 6 to 12 inches bgs
2			Same as above		75%	
3			SANDY SILT FILL - Black, some brick and wood chips, trace fine-grained subangular gravel, trace subangular cobble			
4			End of boring at 4.0 ft bgs.			
5						
6						

Weston Solutions, Inc.
750 E Bunker Ct
Vernon Hills, IL 60061

AY-13



(Page 1 of 1)

EPA Region V
Contract: EP-S5-06-04

Pilsen Soil Site: Railroad/Alley
Chicago, Cook County, Illinois

Date : 12/19/2012
Drill Rig Type : Geoprobe
Drilling Company : Cabeno
Weston Geoscientist : David Sena
Total Depth : 4.0 ft bgs

Latitude : 41.8529209
Longitude : -87.65948668

Depth in Feet	USCS	GRAPHIC	Sample Comments	Sample	Recovery (percent)	REMARKS
			DESCRIPTION			
0			SANDY SILT FILL - Black, medium loose, dry, some coarse-grained angular gravel, well graded			Composite soil sample PA-AC07(0-6)-121912 collected from 0 to 6 inches bgs
1						
FL						Grab soil sample PA-AY13(12-24)-121912 collected from 12 to 24 inches bgs
2			Same as above		75%	
FL			SILTY SAND FILL - Gray and black, medium firm, dry, some gravel, poorly graded			
3			SANDY SILT FILL - Black and orange, medium soft, dry, trace wood chips			
FL						
4			End of boring at 4.0 ft bgs.			
5						
6						

Weston Solutions, Inc.
750 E Bunker Ct
Vernon Hills, IL 60061

AY-14





















(Page 1 of 1)

EPA Region V
Contract: EP-S5-06-04

Pilsen Soil Site: Railroad/Alley
Chicago, Cook County, Illinois

Date : 12/19/2012
Drill Rig Type : Geoprobe
Drilling Company : Cabeno
Weston Geoscientist : David Sena
Total Depth : 4.0 ft bgs

Latitude : 41.85288814
Longitude : -87.65938658

Depth in Feet	USCS	GRAPHIC	Sample Comments	Sample	Recovery (percent)	REMARKS
			DESCRIPTION			
0	FL		ASPHALT - Black, bituminous		50%	Composite soil sample PA-AC07(0-6)-121912 collected from 0 to 6 inches bgs
	SP		SAND AND GRAVEL FILL - Black and gray, dry, medium loose, poorly graded,			
			SANDY SILT FILL - Black and orange, medium firm, dry, trace slag			
1	FL					
2						
						
						
						
						
						
						
						
						
						
						
						
						
						
						
4			End of boring at 4.0 ft bgs.			
5						
6						

Weston Solutions, Inc.
750 E Bunker Ct
Vernon Hills, IL 60061

AY-15










(Page 1 of 1)

EPA Region V
Contract: EP-S5-06-04

Pilsen Soil Site: Railroad/Alley
Chicago, Cook County, Illinois

Date : 12/19/2012
Drill Rig Type : Geoprobe
Drilling Company : Cabeno
Weston Geoscientist : David Sena
Total Depth : 4.0 ft bgs

Latitude : 41.85290762
Longitude : -87.6593215

Depth in Feet	USCS	GRAPHIC	Sample Comments	Sample	Recovery (percent)	REMARKS
			DESCRIPTION			
0	FL		ASPHALT - Black, bituminous			Composite soil sample PA-AC08(0-6)-121912 collected from 0 to 6 inches bgs
			SANDY SILT FILL - Gray, brown, and black, medium soft, dry, some subangular gravel, well graded			
1	SP					
2			SANDY SILT FILL - Black, moist, trace medium-grained subrounded gravel, poorly graded, trace wood chips		-	
3	FL		As above			
4						
End of boring at 4.0 ft bgs.						
5						
6						

Weston Solutions, Inc.
750 E Bunker Ct
Vernon Hills, IL 60061

AY-16









(Page 1 of 1)

EPA Region V
Contract: EP-S5-06-04

Pilsen Soil Site: Railroad/Alley
Chicago, Cook County, Illinois

Date : 12/19/2012
Drill Rig Type : Geoprobe
Drilling Company : Cabeno
Weston Geoscientist : David Sena
Total Depth : 4.0 ft bgs

Latitude : 41.85287782
Longitude : -87.65921605

Depth in Feet	USCS	GRAPHIC	Sample Comments	Sample	Recovery (percent)	REMARKS
			DESCRIPTION			
0	FL		ASPHALT - Black, bituminous			Composite soil sample PA-AC08(0-6)-121912 collected from 0 to 6 inches bgs
	FL		SANDY GRAVEL FILL - Grayish brown, medium loose, some silt, well graded			
			SILT - Black, medium firm, dry, some brick, trace fine-grained angular gravel			Grab soil sample PA-AY16(12-24)-121912 collected from 12 to 24 inches bgs
1						
2			As above		75%	
3			As above - Some cinders and wood chips			
4			End of boring at 4.0 ft bgs.			
5						
6						

Weston Solutions, Inc.
750 E Bunker Ct
Vernon Hills, IL 60061

AY-17





(Page 1 of 1)

EPA Region V
Contract: EP-S5-06-04

Pilsen Soil Site: Railroad/Alley
Chicago, Cook County, Illinois

Date : 12/19/2012
Drill Rig Type : Geoprobe
Drilling Company : Cabeno
Weston Geoscientist : David Sena
Total Depth : 4.0 ft bgs

Latitude : 41.85290684
Longitude : -87.65914465

Depth in Feet	USCS	GRAPHIC	Sample Comments	Sample	Recovery (percent)	REMARKS
			DESCRIPTION			
0	FL		ASPHALT - Black, bituminous		-	Composite soil sample PA-AC09(0-6)-121912 collected from 0 to 6 inches bgs
	FL		SILTY SAND AND GRAVEL FILL - Gray and light brown, medium tight, dry, gravel is coarse-grained and angular			
1	FL		SILT and SAND FILL - Black, medium firm, moist, trace sand and fine-grained angular gravel, poorly graded, trace slag			
2			End of boring at 2.0 ft bgs - Refusal			
3						
4						
5						
6						

Weston Solutions, Inc.
750 E Bunker Ct
Vernon Hills, IL 60061

AY-18









(Page 1 of 1)

EPA Region V
Contract: EP-S5-06-04

Pilsen Soil Site: Railroad/Alley
Chicago, Cook County, Illinois

Date : 12/19/2012
Drill Rig Type : Geoprobe
Drilling Company : Cabeno
Weston Geoscientist : David Sena
Total Depth : 4.0 ft bgs

Latitude : 41.85287599
Longitude : -87.65905847

Depth in Feet	USCS	GRAPHIC	Sample Comments	Sample	Recovery (percent)	REMARKS
			DESCRIPTION			
0	FL		ASPHALT - Black, bituminous			Composite soil sample PA-AC09(0-6)-121912 collected from 0 to 6 inches bgs
			SANDY SILT FILL - Black, brown, and gray, soft, dry, some fine-grained angular gravel, well graded			
1	FL					Grab soil sample PA-AY18(12-24)-121912 collected from 12 to 24 inches bgs
			SILT FILL - Black, medium firm, moist, some sand, some clay, trace slag			
2					60%	
3	FL		As above			
4			End of boring at 4.0 ft bgs			
5						
6						

Weston Solutions, Inc.
750 E Bunker Ct
Vernon Hills, IL 60061

AY-19





(Page 1 of 1)

EPA Region V
Contract: EP-S5-06-04

Pilsen Soil Site: Railroad/Alley
Chicago, Cook County, Illinois

Date : 12/19/2012
Drill Rig Type : Geoprobe
Drilling Company : Cabeno
Weston Geoscientist : David Sena
Total Depth : 4.0 ft bgs

Latitude : 41.85290902
Longitude : -87.65897612

Depth in Feet	USCS	GRAPHIC	Sample Comments	Sample	Recovery (percent)	REMARKS
			DESCRIPTION			
0	FL		ASPHALT - Black, bituminous			Composite soil sample PA-AC10(0-6)-121912 collected from 0 to 6 inches bgs
	FL		SILTY SAND AND GRAVEL FILL - Black and gray, loose, dry, gravel is angular, well graded			
1			SILT FILL - Black, medium soft, dry, some sand, some glass, trace fine-grained subrounded gravel			Grab soil sample PA-AY19(12-24)-121912 collected from 12 to 24 inches bgs
2	FL				75%	
3			SILT FILL - Olive-black, medium firm, moist, some clay, some wood chips			
4	FL		End of boring at 4.0 ft bgs			
5						
6						

Weston Solutions, Inc.
750 E Bunker Ct
Vernon Hills, IL 60061

AY-20






(Page 1 of 1)

EPA Region V
Contract: EP-S5-06-04

Pilsen Soil Site: Railroad/Alley
Chicago, Cook County, Illinois

Date : 12/19/2012
Drill Rig Type : Geoprobe
Drilling Company : Cabeno
Weston Geoscientist : David Sena
Total Depth : 4.0 ft bgs

Latitude : 41.85289844
Longitude : -87.65889205

Depth in Feet	USCS	GRAPHIC	Sample Comments	Sample	Recovery (percent)	REMARKS
			DESCRIPTION			
0	FL		ASPHALT - Black, bituminous		75%	Composite soil sample PA-AC10(0-6)-121912 collected from 0 to 6 inches bgs
			SILTY SAND AND GRAVEL FILL - Black and brown, loose, dry, gravel is medium-grained and angular, well graded			
1			SILT FILL - Black, medium firm, dry, some sand, some wood chips			
2	FL					
3			CLAY FILL - Olive-black, medium firm, moist, some sand, some wood chips			
4	FL					
			End of boring at 4.0 ft bgs			
5						
6						

Weston Solutions, Inc.
750 E Bunker Ct
Vernon Hills, IL 60061

RR-01

(Page 1 of 1)

EPA Region V
Contract: EP-S5-06-04

Pilsen Soil Site: Railroad/Alley
Chicago, Cook County, Illinois

Date : 5/6/2013
Drill Rig Type : Geoprobe
Drilling Company : EPA FIELDS
Weston Geoscientist : David Sena
Total Depth : 24 inches bgs

Latitude : 41.85375185
Longitude : -87.66167312

Depth in Inches	USCS	GRAPHIC	Sample Comments	Sample	Recovery (%)	REMARKS
			DESCRIPTION			
0			SANDY SILT with GRAVEL FILL - Orangish brown, well graded, moist, coarse angular gravel, trace subangular cobble			Collected composite soil sample PA-RR01,02(0-6)-050613
2						
4						
6	FL					
8			As above			
10						
12			SILTY SAND and GRAVEL FILL - Orangish brown, well graded, medium angular gravel, trace subangular cobble, moist		75%	Collected composite soil sample PA-RR01,02(6-24)-050613 and PA-RR01,02(6-24)-050613D
14						
16						
18	FL					
20			As above			
22						
24			End of boring at 24 inches bgs.			
26						

Weston Solutions, Inc.
750 E Bunker Ct
Vernon Hills, IL 60061

RR-02



(Page 1 of 1)

EPA Region V
Contract: EP-S5-06-04

Pilsen Soil Site: Railroad/Alley
Chicago, Cook County, Illinois

Date : 5/6/2013
Drill Rig Type : Geoprobe
Drilling Company : EPA FIELDSD
Weston Geoscientist : David Sena
Total Depth : 24 inches bgs

Latitude : 41.85379877
Longitude : -87.66146166

Depth in Inches	USCS	GRAPHIC	Sample Comments	Sample	Recovery (%)	REMARKS
			DESCRIPTION			
			<div> <div> Investigative Soil Sample</div> <div> Investigative Soil Sample and Duplicate Sample</div> </div>			
0			SANDY SILT with GRAVEL FILL - Dark brown, well graded, moist, coarse angular gravel			Collected composite soil sample PA-RR01,02(0-6)-050613
2						
4	FL					
6			SANDY SILT and GRAVEL FILL - Dark brown and gray, moist, gravel is medium-grained and subangular, trace subangular cobble, well graded			Collected composite soil sample PA-RR01,02(6-24)-050613 and PA-RR01,02(6-24)-050613D
8						
10	FL					
12			SILTY SAND and GRAVEL FILL - Dark brown, moist, gravel is medium-grained and angular, trace slag, well graded		90%	
14						
16						
18	FL					
20						
22						
24			End of boring at 24 inches bgs.			
26						

Weston Solutions, Inc.
750 E Bunker Ct
Vernon Hills, IL 60061

RR-03

(Page 1 of 1)

EPA Region V
Contract: EP-S5-06-04

Pilsen Soil Site: Railroad/Alley
Chicago, Cook County, Illinois

Date : 5/6/2013
Drill Rig Type : Geoprobe
Drilling Company : EPA FIELDSD
Weston Geoscientist : David Sena
Total Depth : 24 inches bgs

Latitude : 41.85368266
Longitude : -87.66136832

Depth in Inches	USCS	GRAPHIC	Sample Comments	Sample	Recovery (%)	REMARKS
			DESCRIPTION			
0			SILTY SAND and CLAY FILL - Brownish black, moist, poorly graded, trace medium-grained angular gravel.			
2						
4		FL	SAND FILL - Brownish black, moist, poorly graded, trace angular cobble			
6						
8		FL	SILTY SAND and GRAVEL FILL - Brown and black, moist, gravel is coarse-grained and angular		90%	
10						
12						
14						
16						
18		FL				
20						
22						
24			End of boring at 24 inches bgs.			
26						

Weston Solutions, Inc.
750 E Bunker Ct
Vernon Hills, IL 60061

RR-04

(Page 1 of 1)

EPA Region V
Contract: EP-S5-06-04

Pilsen Soil Site: Railroad/Alley
Chicago, Cook County, Illinois

Date : 5/6/2013
Drill Rig Type : Geoprobe
Drilling Company : EPA FIELDSD
Weston Geoscientist : David Sena
Total Depth : 24 inches bgs

Latitude : 41.85358088
Longitude : -87.66102496

Sample Comments

- ☐ Investigative Soil Sample
☐ Investigative Soil Sample and Duplicate Sample

Depth
in
Inches

USCS

GRAPHIC

DESCRIPTION

Sample

Recovery
(%)

REMARKS

0
2
4
6
8
10
12
14
16
18
20
22
24
26

FL

SILTY SAND FILL - Brownish black, dry, well
graded, some medium-grained angular gravel, trace
subangular cobble, well graded

As above

As above with some cobble, moist

End of boring at 24 inches bgs.

Composite soil sample PA-RR04,06(0-6)-050613 collected

Composite soil sample PA-RR04,06(6-24)-050613 collected

75%

Weston Solutions, Inc.
750 E Bunker Ct
Vernon Hills, IL 60061

RR-05

(Page 1 of 1)

EPA Region V
Contract: EP-S5-06-04

Pilsen Soil Site: Railroad/Alley
Chicago, Cook County, Illinois

Date : 5/6/2013
Drill Rig Type : Geoprobe
Drilling Company : EPA FIELDS
Weston Geoscientist : David Sena
Total Depth : 24 inches bgs

Latitude : 41.8535065
Longitude : -87.66102961

Depth in Inches	USCS	GRAPHIC	Sample Comments	Sample	Recovery (%)	REMARKS
			<div><input type="checkbox"/> Investigative Soil Sample</div> <div><input type="checkbox"/> Investigative Soil Sample and Duplicate Sample</div>			
			DESCRIPTION			
0			SILT FILL - Light brown and black, dry, some sand, some clay, trace medium-grained gravel			
2						
4						
6						
8						
10						
12	FL		As above with increasing amount of gravel with depth		100%	
14						
16						
18						
20						
22						
24			End of boring at 24 inches bgs.			
26						

Weston Solutions, Inc.
750 E Bunker Ct
Vernon Hills, IL 60061

RR-07



(Page 1 of 1)

EPA Region V
Contract: EP-S5-06-04

Pilsen Soil Site: Railroad/Alley
Chicago, Cook County, Illinois

Date : 5/6/2013
Drill Rig Type : Geoprobe
Drilling Company : EPA FIELDSD
Weston Geoscientist : David Sena
Total Depth : 24 inches bgs

Latitude : 41.85337526
Longitude : -87.66068324

Depth in Inches	USCS	GRAPHIC	Sample Comments	Sample	Recovery (%)	REMARKS
			DESCRIPTION			
0			<div> <div> Investigative Soil Sample</div> <div> Investigative Soil Sample and Duplicate Sample</div> </div>			
0			SILT FILL - Grayish black, dry, some medium-grained angular gravel, well graded			Composite soil sample PA-RR07,08(0-6)-050613 collected
2						
4						
6			SILTY SAND FILL - Grayish black, dry, some coarse-grained angular gravel, well graded			
8						
10						
12			As above with some clay, moist		80%	
14						
16						Composite soil sample PA-RR07,08(6-24)-050613 collected
18						
20						
22						
24			End of boring at 24 inches bgs.			
26						

Weston Solutions, Inc.
750 E Bunker Ct
Vernon Hills, IL 60061

RR-07







(Page 1 of 1)

EPA Region V
Contract: EP-S5-06-04

Pilsen Soil Site: Railroad/Alley
Chicago, Cook County, Illinois

Date : 5/6/2013
Drill Rig Type : Geoprobe
Drilling Company : EPA FIELDSD
Weston Geoscientist : David Sena
Total Depth : 24 inches bgs

Latitude : 41.85337526
Longitude : -87.66068324

Depth in Inches	USCS	GRAPHIC	Sample Comments		Sample	Recovery (%)	REMARKS
			 Investigative Soil Sample	 Investigative Soil Sample and Duplicate Sample			
			DESCRIPTION				
0	FL		SILT FILL - Grayish black, dry, some medium-grained angular gravel, well graded				Composite soil sample PA-RR07,08(0-6)-050613 collected from 0-6 inches bgs
2							
4							
6	FL		SILTY SAND FILL - Grayish black, dry, some coarse-grained angular gravel, well graded				Composite soil sample PA-RR07,08(6-24)-050613 collected from 6-24 inches bgs
8							
10							
12			As above with some clay, moist			80%	
14							
16							
18							
20							
22							
24			End of boring at 24 inches bgs.				
26							

Weston Solutions, Inc.
750 E Bunker Ct
Vernon Hills, IL 60061

RR-08

(Page 1 of 1)

EPA Region V
Contract: EP-S5-06-04

Pilsen Soil Site: Railroad/Alley
Chicago, Cook County, Illinois

Date : 5/6/2013
Drill Rig Type : Geoprobe
Drilling Company : EPA FIELDSD
Weston Geoscientist : David Sena
Total Depth : 12 inches bgs

Latitude : 41.85339068
Longitude : -87.66058543

Depth in Inches	USCS	GRAPHIC	Sample Comments	Sample	Recovery (%)	REMARKS
			DESCRIPTION			
0			SANDY SILT FILL - Grayish black, dry, some fine-grained subangular gravel, poorly graded			
2						
4						Composite soil sample PA-RR07,08(0-6)-050613 collected from 0 to 6 inches bgs
6	FL		As above with trace gravel, moist		--	
8						
10						Composite soil sample PA-RR07,08(6-24)-050613 collected from 6 to 24 inches bgs (only 6-12 inch aliquot from RR-08 composited into sample)
12			End of boring at 12 inches bgs - Refusal, concrete			
14						
16						
18						
20						
22						
24						
26						

Weston Solutions, Inc.
750 E Bunker Ct
Vernon Hills, IL 60061

RR-09


(Page 1 of 1)

EPA Region V
Contract: EP-S5-06-04

Pilsen Soil Site: Railroad/Alley
Chicago, Cook County, Illinois

Date : 5/6/2013
Drill Rig Type : Geoprobe
Drilling Company : EPA FIELD5
Weston Geoscientist : David Sena
Total Depth : 12 inches bgs

Latitude : 41.85328826
Longitude : -87.66058907

Depth in Inches	USCS	GRAPHIC	Sample Comments	Sample	Recovery (%)	REMARKS
			<div><div><div><div></div></div></div><div>Investigative Soil Sample</div><div><div><div></div></div></div><div>Investigative Soil Sample and Duplicate Sample</div></div>			
			DESCRIPTION			
0	FL		SANDY SILT FILL - Brown, dry to moist, some fine-grained angular gravel, well graded		-	
2						
4						
6						
8						
10						
12						
14						
16						
18						
20						
22						
24						
26						

End of boring at 6 inches bgs - Refusal, concrete

Weston Solutions, Inc.
750 E Bunker Ct
Vernon Hills, IL 60061

RR-10

(Page 1 of 1)

EPA Region V
Contract: EP-S5-06-04

Pilsen Soil Site: Railroad/Alley
Chicago, Cook County, Illinois

Date : 5/6/2013
Drill Rig Type : Geoprobe
Drilling Company : EPA FIELDSD
Weston Geoscientist : David Sena
Total Depth : 24 inches bgs

Latitude : 41.85319629
Longitude : -87.66074237

Depth in Inches	USCS	GRAPHIC	Sample Comments	Sample	Recovery (%)	REMARKS
			DESCRIPTION			
0			SILTY SAND and GRAVEL FILL - Light brown, dry, coarse-graubed subrounded gravel, well graded			
2						
4						
6	FL		As above, gravel is fine-grained and subangular			Composite soil sample PA-RR10,12(0-6)-050613 collected from 0-6 inches bgs
8						
10						
12			SILTY SAND FILL - Grayish black and light brown, dry, some fine-grained angular gravel, poorly graded		90%	
14						
16						Composite soil sample PA-RR10,12(6-24)-050613 collected from 6-24 inches bgs
18	FL					
20						
22						
24			End of boring at 24 inches bgs.			
26						

Weston Solutions, Inc.
750 E Bunker Ct
Vernon Hills, IL 60061

RR-11

(Page 1 of 1)

EPA Region V
Contract: EP-S5-06-04

Pilsen Soil Site: Railroad/Alley
Chicago, Cook County, Illinois

Date : 5/6/2013
Drill Rig Type : Geoprobe
Drilling Company : EPA FIELDSD
Weston Geoscientist : David Sena
Total Depth : 24 inches bgs

Latitude : 41.85307914
Longitude : -87.66059136

Depth in Inches	USCS	GRAPHIC	Sample Comments	Sample	Recovery (%)	REMARKS
			DESCRIPTION			
0			SANDY SILT FILL - Brown, dry, some fine-grained subangular gravel, poorly graded			Composite soil sample PA-RR11,13(0-6)-050613 collected from 0-6 inches bgs
2						
4						
6	FL		As above but brownish gray			Composite soil sample PA-RR11,13(6-24)-050613 collected from 6-24 inches bgs
8						
10						
12			SILTY SAND and GRAVEL - Brownish black, moist, fine-grained angular, poorly graded		90%	
14						
16						
18	FL		As above			
20						
22						
24			End of boring at 24 inches bgs.			
26						

Weston Solutions, Inc.
750 E Bunker Ct
Vernon Hills, IL 60061

RR-12

(Page 1 of 1)

EPA Region V
Contract: EP-S5-06-04

Pilsen Soil Site: Railroad/Alley
Chicago, Cook County, Illinois

Date : 5/6/2013
Drill Rig Type : Geoprobe
Drilling Company : EPA FIELDSD
Weston Geoscientist : David Sena
Total Depth : 24 inches bgs

Latitude : 41.8529755
Longitude : -87.66068943

Depth in Inches	USCS	GRAPHIC	Sample Comments	Sample	Recovery (%)	REMARKS
			DESCRIPTION			
0			SILTY SAND and GRAVEL FILL - Brownish black, dry to moist, fine-grained angular gravel, trace sub-angular cobble, well graded			
2						
4						Composite soil sample PA-RR10,12(0-6)-050613 collected from 0-6 inches bgs
6	FL		As above with trace cinders			
8						
10						
12			SILTY GRAVEL FILL - Brownish black, gray, and red, moist, trace sand, medium-grained subangular gravel, well graded		100%	
14						Composite soil sample PA-RR10,12(6-24)-050613 collected from 6-24 inches bgs
16						
18	FL		As above			
20						
22						
24			End of boring at 24 inches bgs.			
26						

Weston Solutions, Inc.
750 E Bunker Ct
Vernon Hills, IL 60061

RR-13

(Page 1 of 1)

EPA Region V
Contract: EP-S5-06-04

Pilsen Soil Site: Railroad/Alley
Chicago, Cook County, Illinois

Date : 5/6/2013
Drill Rig Type : Geoprobe
Drilling Company : EPA FIELDSD
Weston Geoscientist : David Sena
Total Depth : 24 inches bgs

Latitude : 41.85292473
Longitude : -87.6605555

Depth in Inches	USCS	GRAPHIC	Sample Comments	Sample	Recovery (%)	REMARKS
			DESCRIPTION			
0			SILTY SAND and GRAVEL FILL - Grayish black, moist, fine-grained angular gravel, poorly graded			Composite soil sample PA-RR11,13(0-6)-050613 collected from 0-6 inches bgs
2						
4						Composite soil sample PA-RR11,13(6-24)-050613 collected from 6-24 inches bgs
6	FL		As above with trace brick pieces			
8						Composite soil sample PA-RR11,13(6-24)-050613 collected from 6-24 inches bgs
10						
12			SILTY SAND and GRAVEL FILL - Black, moist, coarse-grained subangular gravel, poorly graded		100%	Composite soil sample PA-RR11,13(6-24)-050613 collected from 6-24 inches bgs
14						
16						Composite soil sample PA-RR11,13(6-24)-050613 collected from 6-24 inches bgs
18	FL		As above			
20						Composite soil sample PA-RR11,13(6-24)-050613 collected from 6-24 inches bgs
22						
24			End of boring at 24 inches bgs.			Composite soil sample PA-RR11,13(6-24)-050613 collected from 6-24 inches bgs
26						

Weston Solutions, Inc.
750 E Bunker Ct
Vernon Hills, IL 60061

RR-14

(Page 1 of 1)

EPA Region V
Contract: EP-S5-06-04

Pilsen Soil Site: Railroad/Alley
Chicago, Cook County, Illinois

Date : 5/6/2013
Drill Rig Type : Geoprobe
Drilling Company : EPA FIELDSD
Weston Geoscientist : David Sena
Total Depth : 24 inches bgs

Latitude : 41.85284411
Longitude : -87.66066196

Sample Comments

- ☒ Investigative Soil Sample
☒ Investigative Soil Sample and Duplicate Sample

Depth
in
Inches

USCS

GRAPHIC

DESCRIPTION

Sample

Recovery
(%)

REMARKS

0
SILTY SAND FILL - Grayish black, dry, some
medium-grained subangular gravel, well graded

2
4
6 FL As above with trace brick pieces

8
10
12 SILTY SAND and GRAVEL FILL - Black, moist,
coarse-grained subangular gravel, poorly graded

14
16
18 FL As above

20
22
24 End of boring at 24 inches bgs.

Composite soil sample PA-RR14,15,16(0-6)-050613 collected
from 0-6 inches bgs

100%

Composite soil sample PA-RR14,15,16(6-24)-050613 collected
from 6-24 inches bgs

Weston Solutions, Inc.
750 E Bunker Ct
Vernon Hills, IL 60061

RR-15

(Page 1 of 1)

EPA Region V
Contract: EP-S5-06-04

Date : 5/6/2013
Drill Rig Type : Hand Auger
Drilling Company : Weston Solutions, Inc.
Weston Geoscientist : David Sena
Total Depth : 24 inches bgs

Latitude : 41.8527559
Longitude : -87.66062628

Pilsen Soil Site: Railroad/Alley
Chicago, Cook County, Illinois

Sample Comments

- ☒ Investigative Soil Sample
☒ Investigative Soil Sample and Duplicate Sample

Depth
in
Inches

USCS

GRAPHIC

DESCRIPTION

Sample

Recovery
(%)

REMARKS

SANDY SILT FILL - Brownish black, dry, some
fine-grained subangular gravel, poorly graded

Composite soil sample PA-RR14,15,16(0-6)-050613 collected
from 0-6 inches bgs

As above

100%

SILTY SAND FILL - Blackish brown, dry to moist,
little medium-grained angular gravel, poorly graded

Composite soil sample PA-RR14,15,16(6-24)-050613 collected
from 6-24 inches bgs

As above

End of boring at 24 inches bgs

Weston Solutions, Inc.
750 E Bunker Ct
Vernon Hills, IL 60061

RR-16

(Page 1 of 1)

EPA Region V
Contract: EP-S5-06-04

Pilsen Soil Site: Railroad/Alley
Chicago, Cook County, Illinois

Date : 5/6/2013
Drill Rig Type : Hand Auger
Drilling Company : Weston Solutions, Inc.
Weston Geoscientist : David Sena
Total Depth : 24 inches bgs

Latitude : 41.85264936
Longitude : -87.66057892

Depth in Inches	USCS	GRAPHIC	Sample Comments	Sample	Recovery (%)	REMARKS
			DESCRIPTION			
0			SANDY SILT and GRAVEL FILL - Grayish black, dry, gravel is fine-grained and angular, poorly graded			
2						
4	FL					Composite soil sample PA-RR14,15,16(0-6)-050613 collected from 0-6 inches bgs
6			SILTY SAND FILL - Reddish brown and black, dry to moist, some medium-grained angular gravel, well graded		100%	
8						
10	FL					Composite soil sample PA-RR14,15,16(6-24)-050613 collected from 6-24 inches bgs (only 6-12 inch bgs aliquot from RR-16)
12			End of boring at 12 inches bgs - Refusal, concrete			
14						
16						
18						
20						
22						
24						

APPENDIX C
LABORATORY ANALYTICAL REPORTS
AND DATA VALIDATION REPORTS

**PILSEN AREA SOIL SITE
CHICAGO, ILLINOIS
DATA VALIDATION REPORT**

Date: January 14, 2013

Laboratory: STAT Analysis Corporation (STAT), Chicago, Illinois

Laboratory Project #: 12120653

Data Validation Performed By: Lisa Graczyk, Weston Solutions, Inc. (WESTON®) Superfund Technical Assessment and Response Team (START)

WESTON Work Order #: 20405.012.001.2038.00

This data validation report has been prepared by WESTON START under the START III Region V contract. This report documents the data validation for 23 soil samples collected for the Pilsen Area Soil Site that were analyzed for the following parameters and U.S. Environmental Protection Agency (U.S. EPA) methods:

- Total Metals by SW-846 Methods 6020 and 7471A
- Coarse and Fine Grained Lead by SW-846 Method 6020
- Lead Bioaccessibility Assay by Method 9200 and SW-846 Method 6020
- Toxicity Characteristic Leaching Procedure (TCLP) Metals by SW-846 Methods 1311, 6020, and 7470A
- pH by SW-846 Method 9045C
- Percent Moisture by ASTM D2974

A level II data package was requested from STAT. The data validation was conducted in general accordance with the U.S. EPA “Contract Laboratory Program National Functional Guidelines for Inorganic Superfund Data Review” dated January 2010. The Attachment contains the results summary sheets with the hand-written qualifiers applied during data validation.

TOTAL METALS BY U.S. EPA SW-846 METHODS 6020 AND 7471A

1. Samples

The following table summarizes the samples for which this data validation is being conducted.

Samples	Lab ID	Matrix	Date Collected	Date Analyzed
PA-AC05(0-6)-121912	12120653-001	Soil	12/19/2012	12/28/2012 – 1/2/2013
PA-AC06(0-6)-121912	12120653-002	Soil	12/19/2012	12/28/2012 – 12/31/2012
PA-AY09(12-24)-121912	12120653-003	Soil	12/19/2012	12/29/2012 – 1/8/2013
PA-AY12(6-12)-121912	12120653-004	Soil	12/19/2012	12/29/2012 – 1/8/2013
PA-AY13(12-24)-121912	12120653-005	Soil	12/19/2012	12/29/2012 – 1/2/2013
PA-AC07(0-6)-121912	12120653-006	Soil	12/19/2012	12/28/2012 – 12/31/2012
PA-AC08(0-6)-121912	12120653-007	Soil	12/19/2012	12/28/2012 – 12/31/2012

Samples	Lab ID	Matrix	Date Collected	Date Analyzed
PA-AC09(0-6)-121912	12120653-008	Soil	12/19/2012	12/28/2012 – 12/31/2012
PA-AC10(0-6)-121912	12120653-009	Soil	12/19/2012	12/28/2012 – 12/31/2012
PA-AC01(0-6)-121912	12120653-010	Soil	12/19/2012	12/29/2012 – 1/2/2013
PA-AC01(0-6)-121912D	12120653-011	Soil	12/19/2012	12/29/2012 – 1/2/2013
PA-AC02(0-6)-121912	12120653-012	Soil	12/19/2012	12/29/2012 – 1/2/2013
PA-AC02(0-6)-121912D	12120653-013	Soil	12/19/2012	12/29/2012 – 1/2/2013
PA-AY02(6-12)-121912	12120653-014	Soil	12/19/2012	12/29/2012 – 1/2/2013
PA-AY04(6-12)-121912	12120653-015	Soil	12/19/2012	12/29/2012 – 1/2/2013
PA-AY16(12-24)-121912	12120653-016	Soil	12/19/2012	12/29/2012 – 1/2/2013
PA-AY18(6-12)-121912	12120653-017	Soil	12/19/2012	12/29/2012 – 1/2/2013
PA-AY19(12-24)-121912	12120653-018	Soil	12/19/2012	12/29/2012 – 1/2/2013
PA-AY05(6-12)-121912	12120653-019	Soil	12/19/2012	12/29/2012 – 1/8/2013
PA-AY07(12-24)-121912	12120653-020	Soil	12/19/2012	12/29/2012 – 1/2/2013
PA-AC03(0-6)-121912	12120653-021	Soil	12/19/2012	12/29/2012 – 1/8/2013
PA-AC04(0-6)-121912	12120653-022	Soil	12/19/2012	12/28/2012 – 12/31/2012
PA-AC03HS(0-6)-121912	12120653-023	Soil	12/19/2012	12/28/2012 – 12/31/2012

2. Holding Times

The samples were analyzed within the required holding time limit of 28 days from sample collection to analysis for mercury and 180 days from sample collection to analysis for all other metals.

3. Blank Results

Method blanks were analyzed with the metals analyses. There was some minor contamination below the reporting limits and one detection above the reporting limit in the blanks. However, the sample results were much greater than the blank concentrations and no qualifications were required.

4. Laboratory Control Sample (LCS) Results

The LCS recoveries were within the quality control (QC) limits except for as follows. Tin and antimony were detected high in one or more of the LCSs analyzed. Detected tin and antimony results in the samples that correspond with the LCSs outside QC limits were flagged “J” as estimated.

5. Matrix Spike (MS) and MS Duplicate (MSD) Results

STAT analyzed site specific MS/MSD samples. The percent recoveries and relative percent differences (RPD) were within QC limits except for as follows.

In some instances, the recoveries were poor due to the spike amount being much lower than the sample concentrations. No qualifications are required in these instances.

In the spike of sample PA-AY05(6-12)-121912, the following compounds were detected high: arsenic and chromium. In sample PA-AY05(6-12)-121912, detected results for arsenic and chromium were flagged “J” as estimated due to potential matrix interference.

In the spike of sample PA-AC03(0-6)-121912, the following compounds were detected high: arsenic and silver. In sample PA-AC03(0-6)-121912, detected results for arsenic and selenium were flagged “J” as estimated due to potential matrix interference.

6. Field Duplicate Results

There are two field duplicates identified with a “D” suffix in the sample identification. RPDs were calculated for detected metals. The RPDs ranged from 0 to 67 percent. Only one RPD was above a standard QC limit of 50 for chromium in sample PA-AC02(0-6)-121912D. In general, field duplicate results were acceptable and there was little heterogeneity associated with metals, other than chromium.

7. Overall Assessment

The metals data are acceptable for use as qualified based on the information received.

COARSE AND FINE GRAINED LEAD BY U.S. EPA SW-846 METHOD 6020 AND LEAD BIOACCESSIBILITY ASSAY BY METHODS 9200 AND 6020

1. Samples

The following table summarizes the samples for which this data validation is being conducted.

Samples	Lab ID	Matrix	Date Collected	Date Analyzed
PA-AC05(0-6)-121912	12120653-001	Soil	12/19/2012	1/4/2013 – 1/8/2013
PA-AC06(0-6)-121912	12120653-002	Soil	12/19/2012	1/3/2013 – 1/4/2013
PA-AY09(12-24)-121912	12120653-003	Soil	12/19/2012	1/3/2013 – 1/7/2013
PA-AY12(6-12)-121912	12120653-004	Soil	12/19/2012	1/3/2013 – 1/4/2013
PA-AY13(12-24)-121912	12120653-005	Soil	12/19/2012	1/3/2013 – 1/4/2013
PA-AC07(0-6)-121912	12120653-006	Soil	12/19/2012	1/3/2013 – 1/4/2013
PA-AC08(0-6)-121912	12120653-007	Soil	12/19/2012	1/3/2013 – 1/4/2013
PA-AC09(0-6)-121912	12120653-008	Soil	12/19/2012	1/3/2013 – 1/4/2013
PA-AC10(0-6)-121912	12120653-009	Soil	12/19/2012	1/4/2013 – 1/7/2013
PA-AC01(0-6)-121912	12120653-010	Soil	12/19/2012	1/4/2013
PA-AC01(0-6)-121912D	12120653-011	Soil	12/19/2012	1/4/2013 – 1/7/2013
PA-AC02(0-6)-121912	12120653-012	Soil	12/19/2012	1/4/2013 – 1/7/2013
PA-AC02(0-6)-121912D	12120653-013	Soil	12/19/2012	1/4/2013 – 1/7/2013
PA-AY02(6-12)-121912	12120653-014	Soil	12/19/2012	1/3/2013 – 1/4/2013
PA-AY04(6-12)-121912	12120653-015	Soil	12/19/2012	1/3/2013 – 1/4/2013
PA-AY16(12-24)-121912	12120653-016	Soil	12/19/2012	1/3/2013 – 1/4/2013
PA-AY18(6-12)-121912	12120653-017	Soil	12/19/2012	1/3/2013 – 1/4/2013
PA-AY19(12-24)-121912	12120653-018	Soil	12/19/2012	1/3/2013 – 1/4/2013
PA-AY05(6-12)-121912	12120653-019	Soil	12/19/2012	1/3/2013 – 1/4/2013
PA-AY07(12-24)-121912	12120653-020	Soil	12/19/2012	1/3/2013
PA-AC03(0-6)-121912	12120653-021	Soil	12/19/2012	1/3/2013
PA-AC04(0-6)-121912	12120653-022	Soil	12/19/2012	1/3/2013
PA-AC03HS(0-6)-121912	12120653-023	Soil	12/19/2012	1/3/2013

2. Holding Times

The samples were analyzed within the required holding time limit of 180 days from sample collection to analysis.

3. Blank Results

Method blanks were analyzed with the metals analyses. The blanks were free of lead contamination above the reporting limits. There were some detections of lead below the reporting limits; however, the sample results were much greater and no qualifications were required.

4. LCS Results

The LCS recoveries were within the QC limits.

5. MS and MSD Results

EA Group analyzed site specific MS/MSDs; however, the recoveries were poor due to the spike amount being much lower than the sample concentrations. No qualifications are required in these instances.

6. Field Duplicate Results

There are two field duplicates identified with a "D" suffix in the sample identification. RPDs were calculated for detected metals. The RPDs ranged from 0 to 84 percent. Only one RPD was above a standard QC limit of 50 for coarse lead in sample PA-AC02(0-6)-121912D. In general, field duplicate results were acceptable and there was little heterogeneity associated with metals, other than coarse lead in sample PA-AC02(0-6)-121912 and its duplicate.

7. Overall Assessment

The lead data are acceptable for use as qualified based on the information received.

TCLP METALS BY U.S. EPA SW-846 METHODS 1311, 6020, AND 7470A

1. Samples

The following table summarizes the samples for which this data validation is being conducted.

Samples	Lab ID	Matrix	Date Collected	Date Analyzed
PA-AY05(6-12)-121912	12120653-019	Soil	12/19/2012	12/31/2012 – 1/2/2013
PA-AC03(0-6)-121912	12120653-021	Soil	12/19/2012	12/31/2012 – 1/2/2013
PA-AC04(0-6)-121912	12120653-022	Soil	12/19/2012	12/31/2012 – 1/2/2013
PA-AC03HS(0-6)-121912	12120653-023	Soil	12/19/2012	12/31/2012 – 1/2/2013

2. Holding Times

The samples were analyzed within the required holding time limit of 28 days from sample collection to analysis for mercury and 180 days from sample collection to analysis for all other metals.

3. Blank Results

Method blanks were analyzed with the metals analyses. The blanks were free of lead contamination above the reporting limits. Some metals were detected below the reporting limit; however, the sample results were much greater or non-detect and no qualifications were applied.

4. LCS Results

The LCS recoveries were within the QC limits.

5. MS and MSD Results

STAT analyzed a site specific MS and MSD. The percent recoveries and RPDs were within QC limits except for as follows. Lead had poor recovery; however, the recoveries were poor due to the spike amount being much lower than the sample concentrations. No qualifications are required in this instance.

6. Overall Assessment

The TCLP metals data are acceptable for use based on the information received.

GENERAL CHEMISTRY PARAMETERS (pH by SW-846 Method 9045D and Percent Moisture by ASTM D2974)

1. Samples

The following table summarizes the samples for which this data validation is being conducted.

Samples	Lab ID	Matrix	Date Collected	Date Analyzed
PA-AC05(0-6)-121912	12120653-001	Soil	12/19/2012	12/28/2012 – 12/29/2012
PA-AC06(0-6)-121912	12120653-002	Soil	12/19/2012	12/28/2012 – 12/29/2012
PA-AY09(12-24)-121912	12120653-003	Soil	12/19/2012	12/28/2012 – 12/29/2012
PA-AY12(6-12)-121912	12120653-004	Soil	12/19/2012	12/28/2012 – 12/29/2012
PA-AY13(12-24)-121912	12120653-005	Soil	12/19/2012	12/28/2012 – 12/29/2012
PA-AC07(0-6)-121912	12120653-006	Soil	12/19/2012	12/28/2012 – 12/29/2012
PA-AC08(0-6)-121912	12120653-007	Soil	12/19/2012	12/28/2012 – 12/29/2012
PA-AC09(0-6)-121912	12120653-008	Soil	12/19/2012	12/28/2012 – 12/29/2012
PA-AC10(0-6)-121912	12120653-009	Soil	12/19/2012	12/28/2012 – 12/29/2012
PA-AC01(0-6)-121912	12120653-010	Soil	12/19/2012	12/28/2012 – 12/29/2012
PA-AC01(0-6)-121912D	12120653-011	Soil	12/19/2012	12/28/2012 – 12/29/2012
PA-AC02(0-6)-121912	12120653-012	Soil	12/19/2012	12/28/2012 – 12/29/2012
PA-AC02(0-6)-121912D	12120653-013	Soil	12/19/2012	12/28/2012 – 12/29/2012
PA-AY02(6-12)-121912	12120653-014	Soil	12/19/2012	12/28/2012 – 12/29/2012
PA-AY04(6-12)-121912	12120653-015	Soil	12/19/2012	12/28/2012 – 12/29/2012
PA-AY16(12-24)-121912	12120653-016	Soil	12/19/2012	12/28/2012 – 12/29/2012
PA-AY18(6-12)-121912	12120653-017	Soil	12/19/2012	12/28/2012 – 12/29/2012
PA-AY19(12-24)-121912	12120653-018	Soil	12/19/2012	12/28/2012 – 12/29/2012
PA-AY05(6-12)-121912	12120653-019	Soil	12/19/2012	12/28/2012 – 12/29/2012
PA-AY07(12-24)-121912	12120653-020	Soil	12/19/2012	12/28/2012 – 12/29/2012
PA-AC03(0-6)-121912	12120653-021	Soil	12/19/2012	12/28/2012 – 12/29/2012
PA-AC04(0-6)-121912	12120653-022	Soil	12/19/2012	12/28/2012 – 12/29/2012
PA-AC03HS(0-6)-121912	12120653-023	Soil	12/19/2012	12/28/2012 – 12/29/2012

2. Holding Times

The holding times were acceptable.

3. Blank Results

Method blanks were analyzed with the moisture analyses. The blanks were free of target analyte contamination above the reporting limits.

4. LCS Results

An LCS was analyzed with the moisture analyses. The LCS recovery was within the laboratory-established QC limits.

5. Laboratory Duplicate Results

Laboratory duplicates were analyzed with the moisture and pH analyses. The RPDs were within the QC limits.

6. Field Duplicate Results

The RPDs for field duplicate result was less than a standard QC limit of 50 percent which is acceptable.

7. Overall Assessment

The general chemistry parameters are acceptable for use based on the information received.

Data Validation Report
Pilsen Area Soil Site
STAT Analysis Corporation
Laboratory Project #: 12120653

ATTACHMENT

**STAT ANALYSIS CORPORATION
RESULTS SUMMARY WITH QUALIFIERS**

STAT Analysis Corporation

2242 West Harrison St., Suite 200, Chicago, IL 60612-3766

Tel: (312) 733-0551 Fax: (312) 733-2386 STATinfo@STATAnalysis.com

Accreditation Numbers: IEPA ELAP 100445; ORELAP IL300001; AIHA 101160; NVLAP LabCode 101202

Report Date: January 09, 2013

Print Date: January 09, 2013

Client:	Weston Solutions	Client Sample ID:	PA-AC05(0-6)-121912
Lab Order:	12120653	Tag Number:	
Project:	20405.012.008.2038.00, Pilsen Soil, SA, Pilsen	Collection Date:	12/19/2012 12:10:00 PM
Lab ID:	12120653-001A	Matrix:	Soil

Analyses	Result	RL	Qualifier	Units	DF	Date Analyzed
Mercury	SW7471A					
Mercury	0.55	0.022		mg/Kg-dry	1	Prep Date: 12/28/2012 Analyst: LB 12/31/2012
Metals by ICP/MS	SW6020 (SW3050B)					
Antimony	29 J	24		mg/Kg-dry	100	Prep Date: 12/28/2012 Analyst: JG 12/31/2012
Arsenic	14	2.4		mg/Kg-dry	20	12/28/2012
Barium	540	2.4		mg/Kg-dry	20	12/28/2012
Cadmium	25	1.2		mg/Kg-dry	20	12/28/2012
Chromium	110	2.4		mg/Kg-dry	20	12/28/2012
Copper	5700	60		mg/Kg-dry	200	12/29/2012
Lead	3900	4.8		mg/Kg-dry	20	12/28/2012
Selenium	3.4	2.4		mg/Kg-dry	20	12/28/2012
Silver	5.6	2.4		mg/Kg-dry	20	12/28/2012
Tin	480 J	24	*	mg/Kg-dry	20	12/28/2012
Zinc	13000	120		mg/Kg-dry	200	12/29/2012
pH (25 °C)	SW9045C					
pH	7.6			pH Units	1	Prep Date: 12/28/2012 Analyst: RW 12/28/2012
Percent Moisture	D2974					
Percent Moisture	16.0	0.2	*	wt%	1	Prep Date: 12/28/2012 Analyst: RW 12/29/2012

Qualifiers:

ND - Not Detected at the Reporting Limit
J - Analyte detected below quantitation limits
B - Analyte detected in the associated Method Blank
HT - Sample received past holding time
* - Non-accredited parameter

RL - Reporting / Quantitation Limit for the analysis
S - Spike Recovery outside accepted recovery limits
R - RPD outside accepted recovery limits
E - Value above quantitation range
H - Holding time exceeded

STAT Analysis Corporation

2242 West Harrison St., Suite 200, Chicago, IL 60612-3766

Tel: (312) 733-0551 Fax: (312) 733-2386 STATinfo@STATAnalysis.com

Accreditation Numbers: IEPA ELAP 100445; ORELAP IL300001; AIHA 101160; NVLAP LabCode 101202

Report Date: January 09, 2013

Print Date: January 09, 2013

Client:	Weston Solutions	Client Sample ID:	PA-AC05(0-6)-121912
Lab Order:	12120653	Tag Number:	Fine Grained
Project:	20405.012.008.2038.00, Pilsen Soil, SA, Pilsen	Collection Date:	12/19/2012 12:10:00 PM
Lab ID:	12120653-001B	Matrix:	Soil

Analyses	Result	RL	Qualifier	Units	DF	Date Analyzed
Bioaccessibility Assay Metals by ICP/MS	EPA 9200/6020 (SW3005A)					
Lead	26	0.025	*	mg/L	5	Analyst: JG 1/8/2013
Prep Date:	1/2/2013					
Metals by ICP/MS	SW6020 (SW3050B)					
Lead	3600	18		mg/Kg-dry	100	Analyst: JG 1/8/2013
Prep Date:	1/3/2013					

Qualifiers:

ND - Not Detected at the Reporting Limit
J - Analyte detected below quantitation limits
B - Analyte detected in the associated Method Blank
HT - Sample received past holding time
* - Non-accredited parameter

RL - Reporting / Quantitation Limit for the analysis
S - Spike Recovery outside accepted recovery limits
R - RPD outside accepted recovery limits
E - Value above quantitation range
H - Holding time exceeded

STAT Analysis Corporation*2242 West Harrison St., Suite 200, Chicago, IL 60612-3766**Tel: (312) 733-0551 Fax: (312) 733-2386 STATinfo@STATAnalysis.com**Accreditation Numbers: IEPA ELAP 100445; ORELAP IL300001; AIHA 101160; NVLAP LabCode 101202***Report Date:** January 09, 2013**Print Date:** January 09, 2013

Client:	Weston Solutions	Client Sample ID:	PA-AC05(0-6)-121912
Lab Order:	12120653	Tag Number:	Course Grained
Project:	20405.012.008.2038.00, Pilsen Soil, SA, Pilsen	Collection Date:	12/19/2012 12:10:00 PM
Lab ID:	12120653-001C	Matrix:	Soil

Analyses	Result	RL	Qualifier	Units	DF	Date Analyzed
Metals by ICP/MS	SW6020 (SW3050B)				Prep Date: 1/3/2013	Analyst: JG
Lead	2600	21		mg/Kg-dry	100	1/4/2013

Qualifiers:	ND - Not Detected at the Reporting Limit	RL - Reporting / Quantitation Limit for the analysis
	J - Analyte detected below quantitation limits	S - Spike Recovery outside accepted recovery limits
	B - Analyte detected in the associated Method Blank	R - RPD outside accepted recovery limits
	HT - Sample received past holding time	E - Value above quantitation range
	* - Non-accredited parameter	H - Holding time exceeded

STAT Analysis Corporation

2242 West Harrison St., Suite 200, Chicago, IL 60612-3766

Tel: (312) 733-0551 Fax: (312) 733-2386 STATinfo@STATAnalysis.com

Accreditation Numbers: IEPA ELAP 100445; ORELAP IL300001; AIHA 101160; NVLAP LabCode 101202

Report Date: January 09, 2013

Print Date: January 09, 2013

Client:	Weston Solutions	Client Sample ID: PA-AC06(0-6)-121912				
Lab Order:	12120653	Tag Number:				
Project:	20405.012.008.2038.00, Pilsen Soil, SA, Pilsen	Collection Date: 12/19/2012 12:15:00 PM				
Lab ID:	12120653-002A	Matrix: Soil				
Analyses	Result	RL	Qualifier	Units	DF	Date Analyzed
Mercury	SW7471A				Prep Date: 12/28/2012	Analyst: LB
Mercury	0.35	0.021		mg/Kg-dry	1	12/28/2012
Metals by ICP/MS	SW6020 (SW3050B)				Prep Date: 12/28/2012	Analyst: JG
Antimony	130 J	19		mg/Kg-dry	100	12/31/2012
Arsenic	10	1.9		mg/Kg-dry	20	12/28/2012
Barium	320	1.9		mg/Kg-dry	20	12/28/2012
Cadmium	18	0.96		mg/Kg-dry	20	12/28/2012
Chromium	53	1.9		mg/Kg-dry	20	12/28/2012
Copper	1900	48		mg/Kg-dry	200	12/29/2012
Lead	3000	3.8		mg/Kg-dry	20	12/28/2012
Selenium	2.5	1.9		mg/Kg-dry	20	12/28/2012
Silver	2.8	1.9		mg/Kg-dry	20	12/28/2012
Tin	1600 J	19	*	mg/Kg-dry	20	12/28/2012
Zinc	5300	96		mg/Kg-dry	200	12/29/2012
pH (25 °C)	SW9045C				Prep Date: 12/28/2012	Analyst: RW
pH	7.7			pH Units	1	12/28/2012
Percent Moisture	D2974				Prep Date: 12/28/2012	Analyst: RW
Percent Moisture	11.7	0.2	*	wt%	1	12/29/2012

20
1/14/13

Qualifiers:	ND - Not Detected at the Reporting Limit	RL - Reporting / Quantitation Limit for the analysis
	J - Analyte detected below quantitation limits	S - Spike Recovery outside accepted recovery limits
	B - Analyte detected in the associated Method Blank	R - RPD outside accepted recovery limits
	HT - Sample received past holding time	E - Value above quantitation range
	* - Non-accredited parameter	H - Holding time exceeded

STAT Analysis Corporation

2242 West Harrison St., Suite 200, Chicago, IL 60612-3766

Tel: (312) 733-0551 Fax: (312) 733-2386 STATinfo@STATAnalysis.com

Accreditation Numbers: IEPA ELAP 100445; ORELAP IL300001; AIHA 101160; NVLAP LabCode 101202

Report Date: January 09, 2013

Print Date: January 09, 2013

Client:	Weston Solutions	Client Sample ID:	PA-AC06(0-6)-121912
Lab Order:	12120653	Tag Number:	Fine Grained
Project:	20405.012.008.2038.00, Pilsen Soil, SA, Pilsen	Collection Date:	12/19/2012 12:15:00 PM
Lab ID:	12120653-002B	Matrix:	Soil

Analyses	Result	RL	Qualifier	Units	DF	Date Analyzed
Bioaccessibility Asay Metals by ICP/MS	EPA 9200/6020 (SW3005A)					
Lead	18	0.025	*	mg/L	5	Analyst: JG 1/4/2013
Prep Date:	1/2/2013					
Metals by ICP/MS	SW6020 (SW3050B)					
Lead	2100	4.8		mg/Kg-dry	100	Analyst: JG 1/3/2013
Prep Date:	1/3/2013					

Qualifiers:

ND - Not Detected at the Reporting Limit
J - Analyte detected below quantitation limits
B - Analyte detected in the associated Method Blank
HT - Sample received past holding time
* - Non-accredited parameter

RL - Reporting / Quantitation Limit for the analysis
S - Spike Recovery outside accepted recovery limits
R - RPD outside accepted recovery limits
E - Value above quantitation range
H - Holding time exceeded

STAT Analysis Corporation

2242 West Harrison St., Suite 200, Chicago, IL 60612-3766

Tel: (312) 733-0551 Fax: (312) 733-2386 STATinfo@STATAnalysis.com

Accreditation Numbers: IEPA ELAP 100445; ORELAP IL300001; AIHA 101160; NVLAP LabCode 101202

Report Date: January 09, 2013

Print Date: January 09, 2013

Client:	Weston Solutions	Client Sample ID:	PA-AC06(0-6)-121912
Lab Order:	12120653	Tag Number:	Course Grained
Project:	20405.012.008.2038.00, Pilsen Soil, SA, Pilsen	Collection Date:	12/19/2012 12:15:00 PM
Lab ID:	12120653-002C	Matrix:	Soil

Analyses	Result	RL	Qualifier	Units	DF	Date Analyzed
Metals by ICP/MS	SW6020 (SW3050B)				Prep Date: 1/3/2013	Analyst: JG
Lead	1400	21		mg/Kg-dry	100	1/4/2013

Qualifiers:	ND - Not Detected at the Reporting Limit	RL - Reporting / Quantitation Limit for the analysis
	J - Analyte detected below quantitation limits	S - Spike Recovery outside accepted recovery limits
	B - Analyte detected in the associated Method Blank	R - RPD outside accepted recovery limits
	HT - Sample received past holding time	E - Value above quantitation range
	* - Non-accredited parameter	H - Holding time exceeded

STAT Analysis Corporation

2242 West Harrison St., Suite 200, Chicago, IL 60612-3766

Tel: (312) 733-0551 Fax: (312) 733-2386 STATinfo@STATAnalysis.com

Accreditation Numbers: IEPA ELAP 100445; ORELAP IL300001; AIHA 101160; NVLAP LabCode 101202

Report Date: January 09, 2013

Print Date: January 09, 2013

Client:	Weston Solutions	Client Sample ID: PA-AY09(12-24)-121912				
Lab Order:	12120653	Tag Number:				
Project:	20405.012.008.2038.00, Pilsen Soil, SA, Pilsen	Collection Date: 12/19/2012 12:30:00 PM				
Lab ID:	12120653-003A	Matrix: Soil				
Analyses	Result	RL	Qualifier	Units	DF	Date Analyzed
Mercury	SW7471A					
Mercury	2.6	0.2		mg/Kg-dry	10	Prep Date: 12/28/2012 Analyst: LB 1/2/2013
Metals by ICP/MS	SW6020 (SW3050B)					
Antimony	640 J	26		mg/Kg-dry	100	Prep Date: 12/28/2012 Analyst: JG 12/31/2012
Arsenic	39	2.6		mg/Kg-dry	20	12/29/2012
Barium	2400	2.6		mg/Kg-dry	20	12/29/2012
Cadmium	48	1.3		mg/Kg-dry	20	12/29/2012
Chromium	110	26		mg/Kg-dry	200	12/29/2012
Copper	8900	64		mg/Kg-dry	200	12/29/2012
Lead	15000	52		mg/Kg-dry	200	12/29/2012
Selenium	3.2	2.6		mg/Kg-dry	20	12/29/2012
Silver	38	2.6		mg/Kg-dry	20	12/29/2012
Tin	8200 J	64	*	mg/Kg-dry	100	1/8/2013
Zinc	7900	130		mg/Kg-dry	200	12/29/2012
pH (25 °C)	SW9045C					
pH	7.4			pH Units	1	Prep Date: 12/28/2012 Analyst: RW 12/28/2012
Percent Moisture	D2974					
Percent Moisture	20.8	0.2	*	wt%	1	Prep Date: 12/28/2012 Analyst: RW 12/29/2012

2H
1/14/13

Qualifiers:	ND - Not Detected at the Reporting Limit	RL - Reporting / Quantitation Limit for the analysis
	J - Analyte detected below quantitation limits	S - Spike Recovery outside accepted recovery limits
	B - Analyte detected in the associated Method Blank	R - RPD outside accepted recovery limits
	HT - Sample received past holding time	E - Value above quantitation range
	* - Non-accredited parameter	H - Holding time exceeded

STAT Analysis Corporation

2242 West Harrison St., Suite 200, Chicago, IL 60612-3766

Tel: (312) 733-0551 Fax: (312) 733-2386 STATinfo@STATAnalysis.com

Accreditation Numbers: IEPA ELAP 100445; ORELAP IL300001; AIHA 101160; NVLAP LabCode 101202

Report Date: January 09, 2013

Print Date: January 09, 2013

Client:	Weston Solutions	Client Sample ID:	PA-AY09(12-24)-121912
Lab Order:	12120653	Tag Number:	Fine Grained
Project:	20405.012.008.2038.00, Pilsen Soil, SA, Pilsen	Collection Date:	12/19/2012 12:30:00 PM
Lab ID:	12120653-003B	Matrix:	Soil

Analyses	Result	RL	Qualifier	Units	DF	Date Analyzed
Bioaccessibility Assay Metals by ICP/MS	EPA 9200/6020 (SW3005A)					
Lead	56	0.5		mg/L	100	Analyst: JG 1/7/2013
Metals by ICP/MS	SW6020 (SW3050B)					
Lead	6600	5.3		mg/Kg-dry	100	Analyst: JG 1/3/2013

Qualifiers:

ND - Not Detected at the Reporting Limit
J - Analyte detected below quantitation limits
B - Analyte detected in the associated Method Blank
HT - Sample received past holding time
* - Non-accredited parameter

RL - Reporting / Quantitation Limit for the analysis
S - Spike Recovery outside accepted recovery limits
R - RPD outside accepted recovery limits
E - Value above quantitation range
H - Holding time exceeded

STAT Analysis Corporation

2242 West Harrison St., Suite 200, Chicago, IL 60612-3766

Tel: (312) 733-0551 Fax: (312) 733-2386 STATinfo@STATAnalysis.com

Accreditation Numbers: IEPA ELAP 100445; ORELAP IL300001; AIHA 101160; NVLAP LabCode 101202

Report Date: January 09, 2013

Print Date: January 09, 2013

Client:	Weston Solutions	Client Sample ID:	PA-AY09(12-24)-121912
Lab Order:	12120653	Tag Number:	Course Grained
Project:	20405.012.008.2038.00, Pilsen Soil, SA, Pilsen	Collection Date:	12/19/2012 12:30:00 PM
Lab ID:	12120653-003C	Matrix:	Soil

Analyses	Result	RL	Qualifier	Units	DF	Date Analyzed
Metals by ICP/MS	SW6020 (SW3050B)				Prep Date: 1/3/2013	Analyst: JG
Lead	5800	22		mg/Kg-dry	100	1/4/2013

Qualifiers:	ND - Not Detected at the Reporting Limit	RL - Reporting / Quantitation Limit for the analysis
	J - Analyte detected below quantitation limits	S - Spike Recovery outside accepted recovery limits
	B - Analyte detected in the associated Method Blank	R - RPD outside accepted recovery limits
	HT - Sample received past holding time	E - Value above quantitation range
	* - Non-accredited parameter	H - Holding time exceeded

STAT Analysis Corporation

2242 West Harrison St., Suite 200, Chicago, IL 60612-3766

Tel: (312) 733-0551 Fax: (312) 733-2386 STATinfo@STATAnalysis.com

Accreditation Numbers: IEPA ELAP 100445; ORELAP IL300001; AIHA 101160; NVLAP LabCode 101202

Report Date: January 09, 2013

Print Date: January 09, 2013

Client:	Weston Solutions	Client Sample ID: PA-AY12(6-12)-121912				
Lab Order:	12120653	Tag Number:				
Project:	20405.012.008.2038.00, Pilsen Soil, SA, Pilsen	Collection Date: 12/19/2012 12:35:00 PM				
Lab ID:	12120653-004A	Matrix: Soil				
Analyses	Result	RL	Qualifier	Units	DF	Date Analyzed
Mercury	SW7471A					Prep Date: 12/28/2012 Analyst: LB
Mercury	0.94	0.11		mg/Kg-dry	5	1/2/2013
Metals by ICP/MS	SW6020 (SW3050B)					Prep Date: 12/28/2012 Analyst: JG
Antimony	ND	26		mg/Kg-dry	100	12/31/2012
Arsenic	15	2.6		mg/Kg-dry	20	12/29/2012
Barium	420	2.6		mg/Kg-dry	20	12/29/2012
Cadmium	18	1.3		mg/Kg-dry	20	12/29/2012
Chromium	35	2.6		mg/Kg-dry	20	12/29/2012
Copper	2000	6.5		mg/Kg-dry	20	12/29/2012
Lead	1700	5.2		mg/Kg-dry	20	12/29/2012
Selenium	ND	2.6		mg/Kg-dry	20	12/29/2012
Silver	2.6	2.6		mg/Kg-dry	20	12/29/2012
Tin	420 J	65	*	mg/Kg-dry	100	1/8/2013
Zinc	3800	130		mg/Kg-dry	200	12/29/2012
pH (25 °C)	SW9045C					Prep Date: 12/28/2012 Analyst: RW
pH	7.7			pH Units	1	12/28/2012
Percent Moisture	D2974					Prep Date: 12/28/2012 Analyst: RW
Percent Moisture	14.6	0.2	*	wt%	1	12/29/2012

Qualifiers:

ND - Not Detected at the Reporting Limit

J - Analyte detected below quantitation limits

B - Analyte detected in the associated Method Blank

HT - Sample received past holding time

* - Non-accredited parameter

RL - Reporting / Quantitation Limit for the analysis

S - Spike Recovery outside accepted recovery limits

R - RPD outside accepted recovery limits

E - Value above quantitation range

H - Holding time exceeded

STAT Analysis Corporation

2242 West Harrison St., Suite 200, Chicago, IL 60612-3766

Tel: (312) 733-0551 Fax: (312) 733-2386 STATinfo@STATAnalysis.com

Accreditation Numbers: IEPA ELAP 100445; ORELAP IL300001; AIHA 101160; NVLAP LabCode 101202

Report Date: January 09, 2013

Print Date: January 09, 2013

Client:	Weston Solutions	Client Sample ID:	PA-AY12(6-12)-121912
Lab Order:	12120653	Tag Number:	Fine Grained
Project:	20405.012.008.2038.00, Pilsen Soil, SA, Pilsen	Collection Date:	12/19/2012 12:35:00 PM
Lab ID:	12120653-004B	Matrix:	Soil

Analyses	Result	RL	Qualifier	Units	DF	Date Analyzed
Bioaccessibility Asay Metals by ICP/MS						
Lead	16	0.025	*	mg/L	5	Analyst: JG 1/4/2013
Metals by ICP/MS						
Lead	2000	5.1		mg/Kg-dry	100	Analyst: JG 1/3/2013

Qualifiers:

ND - Not Detected at the Reporting Limit
J - Analyte detected below quantitation limits
B - Analyte detected in the associated Method Blank
HT - Sample received past holding time
* - Non-accredited parameter

RL - Reporting / Quantitation Limit for the analysis
S - Spike Recovery outside accepted recovery limits
R - RPD outside accepted recovery limits
E - Value above quantitation range
H - Holding time exceeded

STAT Analysis Corporation

2242 West Harrison St., Suite 200, Chicago, IL 60612-3766

Tel: (312) 733-0551 Fax: (312) 733-2386 STATinfo@STATAnalysis.com

Accreditation Numbers: IEPA ELAP 100445; ORELAP IL300001; AIHA 101160; NVLAP LabCode 101202

Report Date: January 09, 2013

Print Date: January 09, 2013

Client:	Weston Solutions	Client Sample ID:	PA-AY12(6-12)-121912
Lab Order:	12120653	Tag Number:	Course Grained
Project:	20405.012.008.2038.00, Pilsen Soil, SA, Pilsen	Collection Date:	12/19/2012 12:35:00 PM
Lab ID:	12120653-004C	Matrix:	Soil

Analyses	Result	RL	Qualifier	Units	DF	Date Analyzed
Metals by ICP/MS	SW6020 (SW3050B)				Prep Date: 1/3/2013	Analyst: JG
Lead	1400	21		mg/Kg-dry	100	1/4/2013

Qualifiers:

ND - Not Detected at the Reporting Limit
J - Analyte detected below quantitation limits
B - Analyte detected in the associated Method Blank
HT - Sample received past holding time
* - Non-accredited parameter

RL - Reporting / Quantitation Limit for the analysis
S - Spike Recovery outside accepted recovery limits
R - RPD outside accepted recovery limits
E - Value above quantitation range
H - Holding time exceeded

STAT Analysis Corporation

2242 West Harrison St., Suite 200, Chicago, IL 60612-3766

Tel: (312) 733-0551 Fax: (312) 733-2386 STATinfo@STATAnalysis.com

Accreditation Numbers: IEPA ELAP 100445; ORELAP IL300001; AIHA 101160; NVLAP LabCode 101202

Report Date: January 09, 2013

Print Date: January 09, 2013

Client:	Weston Solutions	Client Sample ID: PA-AY13(12-24)-121912				
Lab Order:	12120653	Tag Number:				
Project:	20405.012.008.2038.00, Pilsen Soil, SA, Pilsen	Collection Date: 12/19/2012 12:55:00 PM				
Lab ID:	12120653-005A	Matrix: Soil				
Analyses	Result	RL	Qualifier	Units	DF	Date Analyzed
Mercury	SW7471A					
Mercury	0.72	0.048		mg/Kg-dry	2	Prep Date: 12/28/2012 Analyst: LB 1/2/2013
Metals by ICP/MS	SW6020 (SW3050B)					
Antimony	110 J	23		mg/Kg-dry	100	Prep Date: 12/28/2012 Analyst: JG 12/31/2012
Arsenic	33	2.3		mg/Kg-dry	20	12/29/2012
Barium	1200	2.3		mg/Kg-dry	20	12/29/2012
Cadmium	7.2	1.1		mg/Kg-dry	20	12/29/2012
Chromium	37	2.3		mg/Kg-dry	20	12/29/2012
Copper	1900	5.6		mg/Kg-dry	20	12/29/2012
Lead	3200	4.5		mg/Kg-dry	20	12/29/2012
Selenium	ND	2.3		mg/Kg-dry	20	12/29/2012
Silver	ND	2.3		mg/Kg-dry	20	12/29/2012
Tin	760 J	23		mg/Kg-dry	20	12/29/2012
Zinc	2600	110		mg/Kg-dry	200	12/29/2012
pH (25 °C)	SW9045C					
pH	8.0			pH Units	1	Prep Date: 12/28/2012 Analyst: RW 12/28/2012
Percent Moisture	D2974					
Percent Moisture	17.2	0.2		wt%	1	Prep Date: 12/28/2012 Analyst: RW 12/29/2012

20
1/14/13

Qualifiers:	ND - Not Detected at the Reporting Limit	RL - Reporting / Quantitation Limit for the analysis
	J - Analyte detected below quantitation limits	S - Spike Recovery outside accepted recovery limits
	B - Analyte detected in the associated Method Blank	R - RPD outside accepted recovery limits
	HT - Sample received past holding time	E - Value above quantitation range
	* - Non-accredited parameter	H - Holding time exceeded

STAT Analysis Corporation

2242 West Harrison St., Suite 200, Chicago, IL 60612-3766

Tel: (312) 733-0551 Fax: (312) 733-2386 STATinfo@STATAnalysis.com

Accreditation Numbers: IEPA ELAP 100445; ORELAP IL300001; AIHA 101160; NVLAP LabCode 101202

Report Date: January 09, 2013

Print Date: January 09, 2013

Client:	Weston Solutions	Client Sample ID:	PA-AY13(12-24)-121912
Lab Order:	12120653	Tag Number:	Fine Grained
Project:	20405.012.008.2038.00, Pilsen Soil, SA, Pilsen	Collection Date:	12/19/2012 12:55:00 PM
Lab ID:	12120653-005B	Matrix:	Soil

Analyses	Result	RL	Qualifier	Units	DF	Date Analyzed
Bioaccessibility Assay Metals by ICP/MS	EPA 9200/6020 (SW3005A)					
Lead	27	0.025	*	mg/L	5	Analyst: JG 1/4/2013
Metals by ICP/MS	SW6020 (SW3050B)					
Lead	4000	5.4		mg/Kg-dry	100	Analyst: JG 1/3/2013

Qualifiers:

ND - Not Detected at the Reporting Limit
J - Analyte detected below quantitation limits
B - Analyte detected in the associated Method Blank
HT - Sample received past holding time
* - Non-accredited parameter

RL - Reporting / Quantitation Limit for the analysis
S - Spike Recovery outside accepted recovery limits
R - RPD outside accepted recovery limits
E - Value above quantitation range
H - Holding time exceeded

STAT Analysis Corporation*2242 West Harrison St., Suite 200, Chicago, IL 60612-3766**Tel: (312) 733-0551 Fax: (312) 733-2386 STATinfo@STATAnalysis.com**Accreditation Numbers: IEPA ELAP 100445; ORELAP IL300001; AIHA 101160; NVLAP LabCode 101202***Report Date:** January 09, 2013**Print Date:** January 09, 2013

Client:	Weston Solutions	Client Sample ID:	PA-AY13(12-24)-121912
Lab Order:	12120653	Tag Number:	Course Grained
Project:	20405.012.008.2038.00, Pilsen Soil, SA, Pilsen	Collection Date:	12/19/2012 12:55:00 PM
Lab ID:	12120653-005C	Matrix:	Soil

Analyses	Result	RL	Qualifier	Units	DF	Date Analyzed
Metals by ICP/MS	SW6020 (SW3050B)				Prep Date: 1/3/2013	Analyst: JG
Lead	5400	22		mg/Kg-dry	100	1/4/2013

Qualifiers:	ND - Not Detected at the Reporting Limit	RL - Reporting / Quantitation Limit for the analysis
	J - Analyte detected below quantitation limits	S - Spike Recovery outside accepted recovery limits
	B - Analyte detected in the associated Method Blank	R - RPD outside accepted recovery limits
	HT - Sample received past holding time	E - Value above quantitation range
	* - Non-accredited parameter	H - Holding time exceeded

STAT Analysis Corporation

2242 West Harrison St., Suite 200, Chicago, IL 60612-3766

Tel: (312) 733-0551 Fax: (312) 733-2386 STATinfo@STATAnalysis.com

Accreditation Numbers: IEPA ELAP 100445; ORELAP IL300001; AIHA 101160; NVLAP LabCode 101202

Report Date: January 09, 2013

Print Date: January 09, 2013

Client:	Weston Solutions	Client Sample ID:	PA-AC07(0-6)-121912
Lab Order:	12120653	Tag Number:	
Project:	20405.012.008.2038.00, Pilsen Soil, SA, Pilsen	Collection Date:	12/19/2012 12:20:00 PM
Lab ID:	12120653-006A	Matrix:	Soil

Analyses	Result	RL	Qualifier	Units	DF	Date Analyzed
Mercury	SW7471A					Prep Date: 12/28/2012 Analyst: LB
Mercury	0.37	0.021		mg/Kg-dry	1	12/28/2012
Metals by ICP/MS	SW6020 (SW3050B)					Prep Date: 12/28/2012 Analyst: JG
Antimony	ND	24		mg/Kg-dry	100	12/31/2012
Arsenic	6.8	2.4		mg/Kg-dry	20	12/29/2012
Barium	400	2.4		mg/Kg-dry	20	12/29/2012
Cadmium	9.3	1.2		mg/Kg-dry	20	12/29/2012
Chromium	24	2.4		mg/Kg-dry	20	12/29/2012
Copper	2100	60		mg/Kg-dry	200	12/29/2012
Lead	940	4.8		mg/Kg-dry	20	12/29/2012
Selenium	ND	2.4		mg/Kg-dry	20	12/29/2012
Silver	ND	2.4		mg/Kg-dry	20	12/29/2012
Tin	130 J	24	*	mg/Kg-dry	20	12/29/2012
Zinc	2600	120		mg/Kg-dry	200	12/29/2012
pH (25 °C)	SW9045C					Prep Date: 12/28/2012 Analyst: RW
pH	8.1			pH Units	1	12/28/2012
Percent Moisture	D2974					Prep Date: 12/28/2012 Analyst: RW
Percent Moisture	11.2	0.2		wt%	1	12/29/2012

20
1/14/13

Qualifiers:	ND - Not Detected at the Reporting Limit	RL - Reporting / Quantitation Limit for the analysis
	J - Analyte detected below quantitation limits	S - Spike Recovery outside accepted recovery limits
	B - Analyte detected in the associated Method Blank	R - RPD outside accepted recovery limits
	HT - Sample received past holding time	E - Value above quantitation range
	* - Non-accredited parameter	H - Holding time exceeded

STAT Analysis Corporation

2242 West Harrison St., Suite 200, Chicago, IL 60612-3766

Tel: (312) 733-0551 Fax: (312) 733-2386 STATinfo@STATAnalysis.com

Accreditation Numbers: IEPA ELAP 100445; ORELAP IL300001; AIHA 101160; NVLAP LabCode 101202

Report Date: January 09, 2013

Print Date: January 09, 2013

Client:	Weston Solutions	Client Sample ID:	PA-AC07(0-6)-121912
Lab Order:	12120653	Tag Number:	Fine Grained
Project:	20405.012.008.2038.00, Pilsen Soil, SA, Pilsen	Collection Date:	12/19/2012 12:20:00 PM
Lab ID:	12120653-006B	Matrix:	Soil

Analyses	Result	RL	Qualifier	Units	DF	Date Analyzed
Bioaccessibility Asay Metals by ICP/MS	EPA 9200/6020 (SW3005A)					
Lead	16	0.025	*	mg/L	5	Analyst: JG 1/4/2013
Metals by ICP/MS	SW6020 (SW3050B)					
Lead	3200	5		mg/Kg-dry	100	Analyst: JG 1/3/2013

Qualifiers:

ND - Not Detected at the Reporting Limit
J - Analyte detected below quantitation limits
B - Analyte detected in the associated Method Blank
HT - Sample received past holding time
* - Non-accredited parameter

RL - Reporting / Quantitation Limit for the analysis
S - Spike Recovery outside accepted recovery limits
R - RPD outside accepted recovery limits
E - Value above quantitation range
H - Holding time exceeded

STAT Analysis Corporation

2242 West Harrison St., Suite 200, Chicago, IL 60612-3766

Tel: (312) 733-0551 Fax: (312) 733-2386 STATinfo@STATAnalysis.com

Accreditation Numbers: IEPA ELAP 100445; ORELAP IL300001; AIHA 101160; NVLAP LabCode 101202

Report Date: January 09, 2013

Print Date: January 09, 2013

Client:	Weston Solutions	Client Sample ID:	PA-AC07(0-6)-121912
Lab Order:	12120653	Tag Number:	Course Grained
Project:	20405.012.008.2038.00, Pilsen Soil, SA, Pilsen	Collection Date:	12/19/2012 12:20:00 PM
Lab ID:	12120653-006C	Matrix:	Soil

Analyses	Result	RL	Qualifier	Units	DF	Date Analyzed
Metals by ICP/MS	SW6020 (SW3050B)				Prep Date: 1/3/2013	Analyst: JG
Lead	390	18		mg/Kg-dry	100	1/4/2013

Qualifiers:	ND - Not Detected at the Reporting Limit	RL - Reporting / Quantitation Limit for the analysis
	J - Analyte detected below quantitation limits	S - Spike Recovery outside accepted recovery limits
	B - Analyte detected in the associated Method Blank	R - RPD outside accepted recovery limits
	HT - Sample received past holding time	E - Value above quantitation range
	* - Non-accredited parameter	H - Holding time exceeded

STAT Analysis Corporation

2242 West Harrison St., Suite 200, Chicago, IL 60612-3766

Tel: (312) 733-0551 Fax: (312) 733-2386 STATinfo@STATAnalysis.com

Accreditation Numbers: IEPA ELAP 100445; ORELAP IL300001; AIHA 101160; NVLAP LabCode 101202

Report Date: January 09, 2013

Print Date: January 09, 2013

Client:	Weston Solutions	Client Sample ID:	PA-AC08(0-6)-121912
Lab Order:	12120653	Tag Number:	
Project:	20405.012.008.2038.00, Pilsen Soil, SA, Pilsen	Collection Date:	12/19/2012 2:35:00 PM
Lab ID:	12120653-007A	Matrix:	Soil

Analyses	Result	RL	Qualifier	Units	DF	Date Analyzed
Mercury	SW7471A					Prep Date: 12/28/2012 Analyst: LB
Mercury	0.27	0.019		mg/Kg-dry	1	12/28/2012
Metals by ICP/MS	SW6020 (SW3050B)					Prep Date: 12/28/2012 Analyst: JG
Antimony	ND	21		mg/Kg-dry	100	12/31/2012
Arsenic	5.5	2.1		mg/Kg-dry	20	12/29/2012
Barium	140	2.1		mg/Kg-dry	20	12/29/2012
Cadmium	4.5	1		mg/Kg-dry	20	12/29/2012
Chromium	17	2.1		mg/Kg-dry	20	12/29/2012
Copper	660	5.1		mg/Kg-dry	20	12/29/2012
Lead	570	4.1		mg/Kg-dry	20	12/29/2012
Selenium	ND	2.1		mg/Kg-dry	20	12/29/2012
Silver	ND	2.1		mg/Kg-dry	20	12/29/2012
Tin	65 J	21	*	mg/Kg-dry	20	12/29/2012
Zinc	1700	10		mg/Kg-dry	20	12/29/2012
pH (25 °C)	SW9045C					Prep Date: 12/28/2012 Analyst: RW
pH	8.4			pH Units	1	12/28/2012
Percent Moisture	D2974					Prep Date: 12/28/2012 Analyst: RW
Percent Moisture	10.0	0.2	*	wt%	1	12/29/2012

22
1/14/13

Qualifiers:	ND - Not Detected at the Reporting Limit	RL - Reporting / Quantitation Limit for the analysis
	J - Analyte detected below quantitation limits	S - Spike Recovery outside accepted recovery limits
	B - Analyte detected in the associated Method Blank	R - RPD outside accepted recovery limits
	HT - Sample received past holding time	E - Value above quantitation range
	* - Non-accredited parameter	H - Holding time exceeded

STAT Analysis Corporation

2242 West Harrison St., Suite 200, Chicago, IL 60612-3766

Tel: (312) 733-0551 Fax: (312) 733-2386 STATinfo@STATAnalysis.com

Accreditation Numbers: IEPA ELAP 100445; ORELAP IL300001; AIHA 101160; NVLAP LabCode 101202

Report Date: January 09, 2013

Print Date: January 09, 2013

Client:	Weston Solutions	Client Sample ID:	PA-AC08(0-6)-121912
Lab Order:	12120653	Tag Number:	Fine Grained
Project:	20405.012.008.2038.00, Pilsen Soil, SA, Pilsen	Collection Date:	12/19/2012 2:35:00 PM
Lab ID:	12120653-007B	Matrix:	Soil

Analyses	Result	RL	Qualifier	Units	DF	Date Analyzed
Bioaccessibility Asay Metals by ICP/MS	EPA 9200/6020 (SW3005A)					
Lead	10	0.025	*	mg/L	5	Analyst: JG 1/4/2013
Metals by ICP/MS	SW6020 (SW3050B)					
Lead	1000	4.6		mg/Kg-dry	100	Analyst: JG 1/3/2013

Qualifiers:

ND - Not Detected at the Reporting Limit
J - Analyte detected below quantitation limits
B - Analyte detected in the associated Method Blank
HT - Sample received past holding time
* - Non-accredited parameter

RL - Reporting / Quantitation Limit for the analysis
S - Spike Recovery outside accepted recovery limits
R - RPD outside accepted recovery limits
E - Value above quantitation range
H - Holding time exceeded

STAT Analysis Corporation*2242 West Harrison St., Suite 200, Chicago, IL 60612-3766**Tel: (312) 733-0551 Fax: (312) 733-2386 STATinfo@STATAnalysis.com**Accreditation Numbers: IEPA ELAP 100445; ORELAP IL300001; AIHA 101160; NVLAP LabCode 101202***Report Date:** January 09, 2013**Print Date:** January 09, 2013

Client:	Weston Solutions	Client Sample ID:	PA-AC08(0-6)-121912
Lab Order:	12120653	Tag Number:	Course Grained
Project:	20405.012.008.2038.00, Pilsen Soil, SA, Pilsen	Collection Date:	12/19/2012 2:35:00 PM
Lab ID:	12120653-007C	Matrix:	Soil

Analyses	Result	RL	Qualifier	Units	DF	Date Analyzed
Metals by ICP/MS	SW6020 (SW3050B)				Prep Date: 1/3/2013	Analyst: JG
Lead	300	20		mg/Kg-dry	100	1/4/2013

Qualifiers:	ND - Not Detected at the Reporting Limit	RL - Reporting / Quantitation Limit for the analysis
	J - Analyte detected below quantitation limits	S - Spike Recovery outside accepted recovery limits
	B - Analyte detected in the associated Method Blank	R - RPD outside accepted recovery limits
	HT - Sample received past holding time	E - Value above quantitation range
	* - Non-accredited parameter	H - Holding time exceeded

STAT Analysis Corporation

2242 West Harrison St., Suite 200, Chicago, IL 60612-3766

Tel: (312) 733-0551 Fax: (312) 733-2386 STATinfo@STATAnalysis.com

Accreditation Numbers: IEPA ELAP 100445; ORELAP IL300001; AIHA 101160; NVLAP LabCode 101202

Report Date: January 09, 2013

Print Date: January 09, 2013

Client:	Weston Solutions	Client Sample ID:	PA-AC09(0-6)-121912
Lab Order:	12120653	Tag Number:	
Project:	20405.012.008.2038.00, Pilsen Soil, SA, Pilsen	Collection Date:	12/19/2012 2:45:00 PM
Lab ID:	12120653-008A	Matrix:	Soil

Analyses	Result	RL	Qualifier	Units	DF	Date Analyzed
Mercury	SW7471A		Prep Date: 12/28/2012 Analyst: LB			
Mercury	0.076	0.019		mg/Kg-dry	1	12/28/2012
Metals by ICP/MS	SW6020 (SW3050B)		Prep Date: 12/28/2012 Analyst: JG			
Antimony	ND	19		mg/Kg-dry	100	12/31/2012
Arsenic	3.4	1.9		mg/Kg-dry	20	12/29/2012
Barium	68	1.9		mg/Kg-dry	20	12/29/2012
Cadmium	2.1	0.95		mg/Kg-dry	20	12/29/2012
Chromium	11	1.9		mg/Kg-dry	20	12/29/2012
Copper	580	4.8		mg/Kg-dry	20	12/29/2012
Lead	340	3.8		mg/Kg-dry	20	12/29/2012
Selenium	ND	1.9		mg/Kg-dry	20	12/29/2012
Silver	ND	1.9		mg/Kg-dry	20	12/29/2012
Tin	37 J	19	*	mg/Kg-dry	20	12/29/2012
Zinc	750	9.5		mg/Kg-dry	20	12/29/2012
pH (25 °C)	SW9045C		Prep Date: 12/28/2012 Analyst: RW			
pH	9.9			pH Units	1	12/28/2012
Percent Moisture	D2974		Prep Date: 12/28/2012 Analyst: RW			
Percent Moisture	5.3	0.2	*	wt%	1	12/29/2012

Qualifiers:

ND - Not Detected at the Reporting Limit

J - Analyte detected below quantitation limits

B - Analyte detected in the associated Method Blank

HT - Sample received past holding time

* - Non-accredited parameter

RL - Reporting / Quantitation Limit for the analysis

S - Spike Recovery outside accepted recovery limits

R - RPD outside accepted recovery limits

E - Value above quantitation range

H - Holding time exceeded

STAT Analysis Corporation

2242 West Harrison St., Suite 200, Chicago, IL 60612-3766

Tel: (312) 733-0551 Fax: (312) 733-2386 STATinfo@STATAnalysis.com

Accreditation Numbers: IEPA ELAP 100445; ORELAP IL300001; AIHA 101160; NVLAP LabCode 101202

Report Date: January 09, 2013

Print Date: January 09, 2013

Client:	Weston Solutions	Client Sample ID:	PA-AC09(0-6)-121912
Lab Order:	12120653	Tag Number:	Fine Grained
Project:	20405.012.008.2038.00, Pilsen Soil, SA, Pilsen	Collection Date:	12/19/2012 2:45:00 PM
Lab ID:	12120653-008B	Matrix:	Soil

Analyses	Result	RL	Qualifier	Units	DF	Date Analyzed
Bioaccessibility Asay Metals by ICP/MS	EPA 9200/6020 (SW3005A)					
Lead	7.8	0.025	*	mg/L	5	Analyst: JG 1/4/2013
Metals by ICP/MS	SW6020 (SW3050B)					
Lead	1100	5		mg/Kg-dry	100	Analyst: JG 1/3/2013

Qualifiers:

ND - Not Detected at the Reporting Limit
J - Analyte detected below quantitation limits
B - Analyte detected in the associated Method Blank
HT - Sample received past holding time
* - Non-accredited parameter

RL - Reporting / Quantitation Limit for the analysis
S - Spike Recovery outside accepted recovery limits
R - RPD outside accepted recovery limits
E - Value above quantitation range
H - Holding time exceeded

STAT Analysis Corporation

2242 West Harrison St., Suite 200, Chicago, IL 60612-3766

Tel: (312) 733-0551 Fax: (312) 733-2386 STATinfo@STATAnalysis.com

Accreditation Numbers: IEPA ELAP 100445; ORELAP IL300001; AIHA 101160; NVLAP LabCode 101202

Report Date: January 09, 2013

Print Date: January 09, 2013

Client:	Weston Solutions	Client Sample ID:	PA-AC09(0-6)-121912
Lab Order:	12120653	Tag Number:	Course Grained
Project:	20405.012.008.2038.00, Pilsen Soil, SA, Pilsen	Collection Date:	12/19/2012 2:45:00 PM
Lab ID:	12120653-008C	Matrix:	Soil

Analyses	Result	RL	Qualifier	Units	DF	Date Analyzed
Metals by ICP/MS	SW6020 (SW3050B)				Prep Date: 1/3/2013	Analyst: JG
Lead	280	20		mg/Kg-dry	100	1/4/2013

Qualifiers:	ND - Not Detected at the Reporting Limit	RL - Reporting / Quantitation Limit for the analysis
	J - Analyte detected below quantitation limits	S - Spike Recovery outside accepted recovery limits
	B - Analyte detected in the associated Method Blank	R - RPD outside accepted recovery limits
	HT - Sample received past holding time	E - Value above quantitation range
	* - Non-accredited parameter	H - Holding time exceeded

STAT Analysis Corporation

2242 West Harrison St., Suite 200, Chicago, IL 60612-3766

Tel: (312) 733-0551 Fax: (312) 733-2386 STATinfo@STATAnalysis.com

Accreditation Numbers: IEPA ELAP 100445; ORELAP IL300001; AIHA 101160; NVLAP LabCode 101202

Report Date: January 09, 2013

Print Date: January 09, 2013

Client:	Weston Solutions	Client Sample ID:	PA-AC10(0-6)-121912
Lab Order:	12120653	Tag Number:	
Project:	20405.012.008.2038.00, Pilsen Soil, SA, Pilsen	Collection Date:	12/19/2012 3:55:00 PM
Lab ID:	12120653-009A	Matrix:	Soil

Analyses	Result	RL	Qualifier	Units	DF	Date Analyzed
Mercury	SW7471A					Prep Date: 12/28/2012 Analyst: LB
Mercury	0.044	0.021		mg/Kg-dry	1	12/28/2012
Metals by ICP/MS	SW6020 (SW3050B)					Prep Date: 12/28/2012 Analyst: JG
Antimony	ND	19		mg/Kg-dry	100	12/31/2012
Arsenic	ND	1.9		mg/Kg-dry	20	12/29/2012
Barium	32	1.9		mg/Kg-dry	20	12/29/2012
Cadmium	ND	0.96		mg/Kg-dry	20	12/29/2012
Chromium	7	1.9		mg/Kg-dry	20	12/29/2012
Copper	230	4.8		mg/Kg-dry	20	12/29/2012
Lead	63	0.96		mg/Kg-dry	20	12/29/2012
Selenium	ND	1.9		mg/Kg-dry	20	12/29/2012
Silver	ND	1.9		mg/Kg-dry	20	12/29/2012
Tin	14 J	9.6	*	mg/Kg-dry	20	12/29/2012
Zinc	180	9.6		mg/Kg-dry	20	12/29/2012
pH (25 °C)	SW9045C					Prep Date: 12/28/2012 Analyst: RW
pH	9.2			pH Units	1	12/28/2012
Percent Moisture	D2974					Prep Date: 12/28/2012 Analyst: RW
Percent Moisture	4.3	0.2	*	wt%	1	12/29/2012

Qualifiers:

ND - Not Detected at the Reporting Limit
J - Analyte detected below quantitation limits
B - Analyte detected in the associated Method Blank
HT - Sample received past holding time
* - Non-accredited parameter

RL - Reporting / Quantitation Limit for the analysis
S - Spike Recovery outside accepted recovery limits
R - RPD outside accepted recovery limits
E - Value above quantitation range
H - Holding time exceeded

STAT Analysis Corporation

2242 West Harrison St., Suite 200, Chicago, IL 60612-3766

Tel: (312) 733-0551 Fax: (312) 733-2386 STATinfo@STATAnalysis.com

Accreditation Numbers: IEPA ELAP 100445; ORELAP IL300001; AIHA 101160; NVLAP LabCode 101202

Report Date: January 09, 2013

Print Date: January 09, 2013

Client:	Weston Solutions	Client Sample ID:	PA-AC10(0-6)-121912
Lab Order:	12120653	Tag Number:	Fine Grained
Project:	20405.012.008.2038.00, Pilsen Soil, SA, Pilsen	Collection Date:	12/19/2012 3:55:00 PM
Lab ID:	12120653-009B	Matrix:	Soil

Analyses	Result	RL	Qualifier	Units	DF	Date Analyzed
Bioaccessibility Assay Metals by ICP/MS	EPA 9200/6020 (SW3005A)					
Lead	1.9	0.025	*	mg/L	5	Analyst: JG 1/7/2013
Metals by ICP/MS	SW6020 (SW3050B)					
Lead	180	19		mg/Kg-dry	100	Analyst: JG 1/4/2013

Qualifiers:

ND - Not Detected at the Reporting Limit
J - Analyte detected below quantitation limits
B - Analyte detected in the associated Method Blank
HT - Sample received past holding time
* - Non-accredited parameter

RL - Reporting / Quantitation Limit for the analysis
S - Spike Recovery outside accepted recovery limits
R - RPD outside accepted recovery limits
E - Value above quantitation range
H - Holding time exceeded

STAT Analysis Corporation*2242 West Harrison St., Suite 200, Chicago, IL 60612-3766**Tel: (312) 733-0551 Fax: (312) 733-2386 STATinfo@STATAnalysis.com**Accreditation Numbers: IEPA ELAP 100445; ORELAP IL300001; AIHA 101160; NVLAP LabCode 101202***Report Date:** January 09, 2013**Print Date:** January 09, 2013

Client:	Weston Solutions	Client Sample ID:	PA-AC10(0-6)-121912
Lab Order:	12120653	Tag Number:	Course Grained
Project:	20405.012.008.2038.00, Pilsen Soil, SA, Pilsen	Collection Date:	12/19/2012 3:55:00 PM
Lab ID:	12120653-009C	Matrix:	Soil

Analyses	Result	RL	Qualifier	Units	DF	Date Analyzed
Metals by ICP/MS	SW6020 (SW3050B)				Prep Date: 1/3/2013	Analyst: JG
Lead	98	20		mg/Kg-dry	100	1/4/2013

Qualifiers:	ND - Not Detected at the Reporting Limit	RL - Reporting / Quantitation Limit for the analysis
	J - Analyte detected below quantitation limits	S - Spike Recovery outside accepted recovery limits
	B - Analyte detected in the associated Method Blank	R - RPD outside accepted recovery limits
	HT - Sample received past holding time	E - Value above quantitation range
	* - Non-accredited parameter	H - Holding time exceeded

STAT Analysis Corporation

2242 West Harrison St., Suite 200, Chicago, IL 60612-3766

Tel: (312) 733-0551 Fax: (312) 733-2386 STATinfo@STATAnalysis.com

Accreditation Numbers: IEPA ELAP 100445; ORELAP IL300001; AIHA 101160; NVLAP LabCode 101202

Report Date: January 09, 2013

Print Date: January 09, 2013

Client:	Weston Solutions	Client Sample ID:	PA-AC01(0-6)-121912
Lab Order:	12120653	Tag Number:	
Project:	20405.012.008.2038.00, Pilsen Soil, SA, Pilsen	Collection Date:	12/19/2012 4:00:00 PM
Lab ID:	12120653-010A	Matrix:	Soil

Analyses	Result	RL	Qualifier	Units	DF	Date Analyzed
Mercury	SW7471A					
Mercury	1.7	0.21		mg/Kg-dry	10	Prep Date: 12/28/2012 Analyst: LB 1/2/2013
Metals by ICP/MS	SW6020 (SW3050B)					
Antimony	ND	25		mg/Kg-dry	100	Prep Date: 12/28/2012 Analyst: JG 12/31/2012
Arsenic	26	2.5		mg/Kg-dry	20	12/29/2012
Barium	530	2.5		mg/Kg-dry	20	12/29/2012
Cadmium	10	1.2		mg/Kg-dry	20	12/29/2012
Chromium	1600	2.5		mg/Kg-dry	20	12/29/2012
Copper	870	6.2		mg/Kg-dry	20	12/29/2012
Lead	2700	1.2		mg/Kg-dry	20	12/29/2012
Selenium	ND	2.5		mg/Kg-dry	20	12/29/2012
Silver	ND	2.5		mg/Kg-dry	20	12/29/2012
Tin	120 J	12	*	mg/Kg-dry	20	12/29/2012
Zinc	4800	120		mg/Kg-dry	200	12/29/2012
pH (25 °C)	SW9045C					
pH	8.2			pH Units	1	Prep Date: 12/28/2012 Analyst: RW 12/28/2012
Percent Moisture	D2974					
Percent Moisture	19.9	0.2	*	wt%	1	Prep Date: 12/28/2012 Analyst: RW 12/29/2012

Qualifiers:

ND - Not Detected at the Reporting Limit

J - Analyte detected below quantitation limits

B - Analyte detected in the associated Method Blank

HT - Sample received past holding time

* - Non-accredited parameter

RL - Reporting / Quantitation Limit for the analysis

S - Spike Recovery outside accepted recovery limits

R - RPD outside accepted recovery limits

E - Value above quantitation range

H - Holding time exceeded

STAT Analysis Corporation

2242 West Harrison St., Suite 200, Chicago, IL 60612-3766

Tel: (312) 733-0551 Fax: (312) 733-2386 STATinfo@STATAnalysis.com

Accreditation Numbers: IEPA ELAP 100445; ORELAP IL300001; AIHA 101160; NVLAP LabCode 101202

Report Date: January 09, 2013

Print Date: January 09, 2013

Client:	Weston Solutions	Client Sample ID:	PA-AC01(0-6)-121912
Lab Order:	12120653	Tag Number:	Fine Grained
Project:	20405.012.008.2038.00, Pilsen Soil, SA, Pilsen	Collection Date:	12/19/2012 4:00:00 PM
Lab ID:	12120653-010B	Matrix:	Soil

Analyses	Result	RL	Qualifier	Units	DF	Date Analyzed
Bioaccessibility Assay Metals by ICP/MS	EPA 9200/6020 (SW3005A)					
Lead	8.6	0.025	*	mg/L	5	Analyst: JG 1/4/2013
Metals by ICP/MS	SW6020 (SW3050B)					
Lead	2000	25		mg/Kg-dry	100	Analyst: JG 1/4/2013

Qualifiers:

ND - Not Detected at the Reporting Limit
J - Analyte detected below quantitation limits
B - Analyte detected in the associated Method Blank
HT - Sample received past holding time
* - Non-accredited parameter

RL - Reporting / Quantitation Limit for the analysis
S - Spike Recovery outside accepted recovery limits
R - RPD outside accepted recovery limits
E - Value above quantitation range
H - Holding time exceeded

STAT Analysis Corporation*2242 West Harrison St., Suite 200, Chicago, IL 60612-3766**Tel: (312) 733-0551 Fax: (312) 733-2386 STATinfo@STATAnalysis.com**Accreditation Numbers: IEPA ELAP 100445; ORELAP IL300001; AIHA 101160; NVLAP LabCode 101202***Report Date:** January 09, 2013**Print Date:** January 09, 2013

Client:	Weston Solutions	Client Sample ID:	PA-AC01(0-6)-121912
Lab Order:	12120653	Tag Number:	Course Grained
Project:	20405.012.008.2038.00, Pilsen Soil, SA, Pilsen	Collection Date:	12/19/2012 4:00:00 PM
Lab ID:	12120653-010C	Matrix:	Soil

Analyses	Result	RL	Qualifier	Units	DF	Date Analyzed
Metals by ICP/MS	SW6020 (SW3050B)				Prep Date: 1/3/2013	Analyst: JG
Lead	1600	19		mg/Kg-dry	100	1/4/2013

Qualifiers:

- ND - Not Detected at the Reporting Limit
- J - Analyte detected below quantitation limits
- B - Analyte detected in the associated Method Blank
- HT - Sample received past holding time
- * - Non-accredited parameter

- RL - Reporting / Quantitation Limit for the analysis
- S - Spike Recovery outside accepted recovery limits
- R - RPD outside accepted recovery limits
- E - Value above quantitation range
- H - Holding time exceeded

STAT Analysis Corporation

2242 West Harrison St., Suite 200, Chicago, IL 60612-3766

Tel: (312) 733-0551 Fax: (312) 733-2386 STATinfo@STATAnalysis.com

Accreditation Numbers: IEPA ELAP 100445; ORELAP IL300001; AIHA 101160; NVLAP LabCode 101202

Report Date: January 09, 2013

Print Date: January 09, 2013

Client:	Weston Solutions	Client Sample ID:	PA-AC01(0-6)-121912D
Lab Order:	12120653	Tag Number:	
Project:	20405.012.008.2038.00, Pilsen Soil, SA, Pilsen	Collection Date:	12/19/2012 4:05:00 PM
Lab ID:	12120653-011A	Matrix:	Soil

Analyses	Result	RL	Qualifier	Units	DF	Date Analyzed
Mercury	SW7471A					Prep Date: 12/28/2012 Analyst: LB
Mercury	1.9	0.2		mg/Kg-dry	10	1/2/2013
Metals by ICP/MS	SW6020 (SW3050B)					Prep Date: 12/28/2012 Analyst: JG
Antimony	ND	24		mg/Kg-dry	100	12/31/2012
Arsenic	41	2.4		mg/Kg-dry	20	12/29/2012
Barium	540	2.4		mg/Kg-dry	20	12/29/2012
Cadmium	13	1.2		mg/Kg-dry	20	12/29/2012
Chromium	2100	24		mg/Kg-dry	200	12/29/2012
Copper	1000	5.9		mg/Kg-dry	20	12/29/2012
Lead	2600	1.2		mg/Kg-dry	20	12/29/2012
Selenium	3.7	2.4		mg/Kg-dry	20	12/29/2012
Silver	ND	2.4		mg/Kg-dry	20	12/29/2012
Tin	130 J	12	*	mg/Kg-dry	20	12/29/2012
Zinc	4100	120		mg/Kg-dry	200	12/29/2012
pH (25 °C)	SW9045C					Prep Date: 12/28/2012 Analyst: RW
pH	8.0			pH Units	1	12/28/2012
Percent Moisture	D2974					Prep Date: 12/28/2012 Analyst: RW
Percent Moisture	18.2	0.2	*	wt%	1	12/29/2012

2
1/14/13

Qualifiers:	ND - Not Detected at the Reporting Limit	RL - Reporting / Quantitation Limit for the analysis
	J - Analyte detected below quantitation limits	S - Spike Recovery outside accepted recovery limits
	B - Analyte detected in the associated Method Blank	R - RPD outside accepted recovery limits
	HT - Sample received past holding time	E - Value above quantitation range
	* - Non-accredited parameter	H - Holding time exceeded

STAT Analysis Corporation

2242 West Harrison St., Suite 200, Chicago, IL 60612-3766

Tel: (312) 733-0551 Fax: (312) 733-2386 STATinfo@STATAnalysis.com

Accreditation Numbers: IEPA ELAP 100445; ORELAP IL300001; AIHA 101160; NVLAP LabCode 101202

Report Date: January 09, 2013

Print Date: January 09, 2013

Client:	Weston Solutions	Client Sample ID:	PA-AC01(0-6)-121912D
Lab Order:	12120653	Tag Number:	Fine Grained
Project:	20405.012.008.2038.00, Pilsen Soil, SA, Pilsen	Collection Date:	12/19/2012 4:05:00 PM
Lab ID:	12120653-011B	Matrix:	Soil

Analyses	Result	RL	Qualifier	Units	DF	Date Analyzed
Bioaccessibility Assay Metals by ICP/MS	EPA 9200/6020 (SW3005A)					
Lead	13	0.025	*	mg/L	5	Analyst: JG 1/7/2013
Metals by ICP/MS	SW6020 (SW3050B)					
Lead	2400	26		mg/Kg-dry	100	Analyst: JG 1/4/2013

Qualifiers:

ND - Not Detected at the Reporting Limit
J - Analyte detected below quantitation limits
B - Analyte detected in the associated Method Blank
HT - Sample received past holding time
* - Non-accredited parameter

RL - Reporting / Quantitation Limit for the analysis
S - Spike Recovery outside accepted recovery limits
R - RPD outside accepted recovery limits
E - Value above quantitation range
H - Holding time exceeded

STAT Analysis Corporation*2242 West Harrison St., Suite 200, Chicago, IL 60612-3766**Tel: (312) 733-0551 Fax: (312) 733-2386 STATinfo@STATAnalysis.com**Accreditation Numbers: IEPA ELAP 100445; ORELAP IL300001; AIHA 101160; NVLAP LabCode 101202***Report Date:** January 09, 2013**Print Date:** January 09, 2013

Client:	Weston Solutions	Client Sample ID:	PA-AC01(0-6)-121912D
Lab Order:	12120653	Tag Number:	Course Grained
Project:	20405.012.008.2038.00, Pilsen Soil, SA, Pilsen	Collection Date:	12/19/2012 4:05:00 PM
Lab ID:	12120653-011C	Matrix:	Soil

Analyses	Result	RL	Qualifier	Units	DF	Date Analyzed
Metals by ICP/MS	SW6020 (SW3050B)				Prep Date: 1/3/2013	Analyst: JG
Lead	1400	20		mg/Kg-dry	100	1/4/2013

Qualifiers:	ND - Not Detected at the Reporting Limit	RL - Reporting / Quantitation Limit for the analysis
	J - Analyte detected below quantitation limits	S - Spike Recovery outside accepted recovery limits
	B - Analyte detected in the associated Method Blank	R - RPD outside accepted recovery limits
	HT - Sample received past holding time	E - Value above quantitation range
	* - Non-accredited parameter	H - Holding time exceeded

STAT Analysis Corporation

2242 West Harrison St., Suite 200, Chicago, IL 60612-3766

Tel: (312) 733-0551 Fax: (312) 733-2386 STATinfo@STATAnalysis.com

Accreditation Numbers: IEPA ELAP 100445; ORELAP IL300001; AIHA 101160; NVLAP LabCode 101202

Report Date: January 09, 2013

Print Date: January 09, 2013

Client:	Weston Solutions	Client Sample ID:	PA-AC02(0-6)-121912
Lab Order:	12120653	Tag Number:	
Project:	20405.012.008.2038.00, Pilsen Soil, SA, Pilsen	Collection Date:	12/19/2012 4:10:00 PM
Lab ID:	12120653-012A	Matrix:	Soil

Analyses	Result	RL	Qualifier	Units	DF	Date Analyzed
Mercury	SW7471A					
Mercury	0.77	0.041		mg/Kg-dry	2	Prep Date: 12/28/2012 Analyst: LB 1/2/2013
Metals by ICP/MS	SW6020 (SW3050B)					
Antimony	ND	22		mg/Kg-dry	100	Prep Date: 12/28/2012 Analyst: JG 12/31/2012
Arsenic	41	2.2		mg/Kg-dry	20	12/29/2012
Barium	500	2.2		mg/Kg-dry	20	12/29/2012
Cadmium	18	1.1		mg/Kg-dry	20	12/29/2012
Chromium	1700	2.2		mg/Kg-dry	20	12/29/2012
Copper	1100	5.4		mg/Kg-dry	20	12/29/2012
Lead	1900	4.3		mg/Kg-dry	20	12/29/2012
Selenium	3.4	2.2		mg/Kg-dry	20	12/29/2012
Silver	3.1	2.2		mg/Kg-dry	20	12/29/2012
Tin	150 J	22		mg/Kg-dry	20	12/29/2012
Zinc	4400	110		mg/Kg-dry	200	12/29/2012
pH (25 °C)	SW9045C					
pH	7.8			pH Units	1	Prep Date: 12/28/2012 Analyst: RW 12/28/2012
Percent Moisture	D2974					
Percent Moisture	23.3	0.2		wt%	1	Prep Date: 12/28/2012 Analyst: RW 12/29/2012

24
1/14/13

Qualifiers:	ND - Not Detected at the Reporting Limit	RL - Reporting / Quantitation Limit for the analysis
	J - Analyte detected below quantitation limits	S - Spike Recovery outside accepted recovery limits
	B - Analyte detected in the associated Method Blank	R - RPD outside accepted recovery limits
	HT - Sample received past holding time	E - Value above quantitation range
	* - Non-accredited parameter	H - Holding time exceeded

STAT Analysis Corporation

2242 West Harrison St., Suite 200, Chicago, IL 60612-3766

Tel: (312) 733-0551 Fax: (312) 733-2386 STATinfo@STATAnalysis.com

Accreditation Numbers: IEPA ELAP 100445; ORELAP IL300001; AIHA 101160; NVLAP LabCode 101202

Report Date: January 09, 2013

Print Date: January 09, 2013

Client:	Weston Solutions	Client Sample ID:	PA-AC02(0-6)-121912
Lab Order:	12120653	Tag Number:	Fine Grained
Project:	20405.012.008.2038.00, Pilsen Soil, SA, Pilsen	Collection Date:	12/19/2012 4:10:00 PM
Lab ID:	12120653-012B	Matrix:	Soil

Analyses	Result	RL	Qualifier	Units	DF	Date Analyzed
Bioaccessibility Asay Metals by ICP/MS	EPA 9200/6020 (SW3005A)					
Lead	12	0.025	*	mg/L	5	Analyst: JG 1/7/2013
Metals by ICP/MS	SW6020 (SW3050B)					
Lead	1900	24		mg/Kg-dry	100	Analyst: JG 1/4/2013

Qualifiers:

ND - Not Detected at the Reporting Limit
J - Analyte detected below quantitation limits
B - Analyte detected in the associated Method Blank
HT - Sample received past holding time
* - Non-accredited parameter

RL - Reporting / Quantitation Limit for the analysis
S - Spike Recovery outside accepted recovery limits
R - RPD outside accepted recovery limits
E - Value above quantitation range
H - Holding time exceeded

STAT Analysis Corporation

2242 West Harrison St., Suite 200, Chicago, IL 60612-3766

Tel: (312) 733-0551 Fax: (312) 733-2386 STATinfo@STATAnalysis.com

Accreditation Numbers: IEPA ELAP 100445; ORELAP IL300001; AIHA 101160; NVLAP LabCode 101202

Report Date: January 09, 2013

Print Date: January 09, 2013

Client:	Weston Solutions	Client Sample ID:	PA-AC02(0-6)-121912
Lab Order:	12120653	Tag Number:	Course Grained
Project:	20405.012.008.2038.00, Pilsen Soil, SA, Pilsen	Collection Date:	12/19/2012 4:10:00 PM
Lab ID:	12120653-012C	Matrix:	Soil

Analyses	Result	RL	Qualifier	Units	DF	Date Analyzed
Metals by ICP/MS	SW6020 (SW3050B)				Prep Date: 1/3/2013	Analyst: JG
Lead	1600	20		mg/Kg-dry	100	1/4/2013

Qualifiers:	ND - Not Detected at the Reporting Limit	RL - Reporting / Quantitation Limit for the analysis
	J - Analyte detected below quantitation limits	S - Spike Recovery outside accepted recovery limits
	B - Analyte detected in the associated Method Blank	R - RPD outside accepted recovery limits
	HT - Sample received past holding time	E - Value above quantitation range
	* - Non-accredited parameter	H - Holding time exceeded

STAT Analysis Corporation

2242 West Harrison St., Suite 200, Chicago, IL 60612-3766

Tel: (312) 733-0551 Fax: (312) 733-2386 STATinfo@STATAnalysis.com

Accreditation Numbers: IEPA ELAP 100445; ORELAP IL300001; AIHA 101160; NVLAP LabCode 101202

Report Date: January 09, 2013

Print Date: January 09, 2013

Client:	Weston Solutions	Client Sample ID:	PA-AC02(0-6)-121912D
Lab Order:	12120653	Tag Number:	
Project:	20405.012.008.2038.00, Pilsen Soil, SA, Pilsen	Collection Date:	12/19/2012 4:10:00 PM
Lab ID:	12120653-013A	Matrix:	Soil

Analyses	Result	RL	Qualifier	Units	DF	Date Analyzed
Mercury	SW7471A					
Mercury	0.7	0.023		mg/Kg-dry	1	Prep Date: 12/28/2012 Analyst: LB 1/2/2013
Metals by ICP/MS	SW6020 (SW3050B)					
Antimony	ND	26		mg/Kg-dry	100	Prep Date: 12/28/2012 Analyst: JG 12/31/2012
Arsenic	41	2.6		mg/Kg-dry	20	12/29/2012
Barium	400	2.6		mg/Kg-dry	20	12/29/2012
Cadmium	12	1.3		mg/Kg-dry	20	12/29/2012
Chromium	3400	26		mg/Kg-dry	200	12/29/2012
Copper	1600	6.6		mg/Kg-dry	20	12/29/2012
Lead	2000	1.3		mg/Kg-dry	20	12/29/2012
Selenium	ND	2.6		mg/Kg-dry	20	12/29/2012
Silver	3	2.6		mg/Kg-dry	20	12/29/2012
Tin	210 J	13		mg/Kg-dry	20	12/29/2012
Zinc	4600	130		mg/Kg-dry	200	12/29/2012
pH (25 °C)	SW9045C					
pH	7.7			pH Units	1	Prep Date: 12/28/2012 Analyst: RW 12/28/2012
Percent Moisture	D2974					
Percent Moisture	24.4	0.2		wt%	1	Prep Date: 12/28/2012 Analyst: RW 12/29/2012

28
1/14/13

Qualifiers:

ND - Not Detected at the Reporting Limit
J - Analyte detected below quantitation limits
B - Analyte detected in the associated Method Blank
HT - Sample received past holding time
* - Non-accredited parameter

RL - Reporting / Quantitation Limit for the analysis
S - Spike Recovery outside accepted recovery limits
R - RPD outside accepted recovery limits
E - Value above quantitation range
H - Holding time exceeded

STAT Analysis Corporation

2242 West Harrison St., Suite 200, Chicago, IL 60612-3766

Tel: (312) 733-0551 Fax: (312) 733-2386 STATinfo@STATAnalysis.com

Accreditation Numbers: IEPA ELAP 100445; ORELAP IL300001; AIHA 101160; NVLAP LabCode 101202

Report Date: January 09, 2013

Print Date: January 09, 2013

Client:	Weston Solutions	Client Sample ID:	PA-AC02(0-6)-121912D
Lab Order:	12120653	Tag Number:	Fine Grained
Project:	20405.012.008.2038.00, Pilsen Soil, SA, Pilsen	Collection Date:	12/19/2012 4:10:00 PM
Lab ID:	12120653-013B	Matrix:	Soil

Analyses	Result	RL	Qualifier	Units	DF	Date Analyzed
Bioaccessibility Assay Metals by ICP/MS	EPA 9200/6020 (SW3005A)					
Lead	12	0.025	*	mg/L	5	Analyst: JG 1/7/2013
Prep Date:	1/2/2013					
Metals by ICP/MS	SW6020 (SW3050B)					
Lead	2000	26		mg/Kg-dry	100	Analyst: JG 1/4/2013
Prep Date:	1/3/2013					

Qualifiers:

ND - Not Detected at the Reporting Limit
J - Analyte detected below quantitation limits
B - Analyte detected in the associated Method Blank
HT - Sample received past holding time
* - Non-accredited parameter

RL - Reporting / Quantitation Limit for the analysis
S - Spike Recovery outside accepted recovery limits
R - RPD outside accepted recovery limits
E - Value above quantitation range
H - Holding time exceeded

STAT Analysis Corporation

2242 West Harrison St., Suite 200, Chicago, IL 60612-3766

Tel: (312) 733-0551 Fax: (312) 733-2386 STATinfo@STATAnalysis.com

Accreditation Numbers: IEPA ELAP 100445; ORELAP IL300001; AIHA 101160; NVLAP LabCode 101202

Report Date: January 09, 2013

Print Date: January 09, 2013

Client:	Weston Solutions	Client Sample ID:	PA-AC02(0-6)-121912D
Lab Order:	12120653	Tag Number:	Course Grained
Project:	20405.012.008.2038.00, Pilsen Soil, SA, Pilsen	Collection Date:	12/19/2012 4:10:00 PM
Lab ID:	12120653-013C	Matrix:	Soil

Analyses	Result	RL	Qualifier	Units	DF	Date Analyzed
Metals by ICP/MS	SW6020 (SW3050B)					
Lead	3900	22		mg/Kg-dry	100	Analyst: JG 1/4/2013

Qualifiers:	ND - Not Detected at the Reporting Limit	RL - Reporting / Quantitation Limit for the analysis
	J - Analyte detected below quantitation limits	S - Spike Recovery outside accepted recovery limits
	B - Analyte detected in the associated Method Blank	R - RPD outside accepted recovery limits
	HT - Sample received past holding time	E - Value above quantitation range
	* - Non-accredited parameter	H - Holding time exceeded

STAT Analysis Corporation

2242 West Harrison St., Suite 200, Chicago, IL 60612-3766

Tel: (312) 733-0551 Fax: (312) 733-2386 STATinfo@STATAnalysis.com

Accreditation Numbers: IEPA ELAP 100445; ORELAP IL300001; AIHA 101160; NVLAP LabCode 101202

Report Date: January 09, 2013

Print Date: January 09, 2013

Client:	Weston Solutions	Client Sample ID:	PA-AY02(6-12)-121912
Lab Order:	12120653	Tag Number:	
Project:	20405.012.008.2038.00, Pilsen Soil, SA, Pilsen	Collection Date:	12/19/2012 4:25:00 PM
Lab ID:	12120653-014A	Matrix:	Soil

Analyses	Result	RL	Qualifier	Units	DF	Date Analyzed
Mercury	SW7471A		Prep Date: 12/28/2012 Analyst: LB			
Mercury	2.9	0.21		mg/Kg-dry	10	1/2/2013
Metals by ICP/MS	SW6020 (SW3050B)		Prep Date: 12/28/2012 Analyst: JG			
Antimony	ND	20		mg/Kg-dry	100	12/31/2012
Arsenic	40	2		mg/Kg-dry	20	12/29/2012
Barium	680	2		mg/Kg-dry	20	12/29/2012
Cadmium	13	0.99		mg/Kg-dry	20	12/29/2012
Chromium	50	2		mg/Kg-dry	20	12/29/2012
Copper	660	5		mg/Kg-dry	20	12/29/2012
Lead	2500	0.99		mg/Kg-dry	20	12/29/2012
Selenium	2.9	2		mg/Kg-dry	20	12/29/2012
Silver	9.6	2		mg/Kg-dry	20	12/29/2012
Tin	88 J	9.9		mg/Kg-dry	20	12/29/2012
Zinc	3000	99		mg/Kg-dry	200	12/29/2012
pH (25 °C)	SW9045C		Prep Date: 12/28/2012 Analyst: RW			
pH	8.0			pH Units	1	12/28/2012
Percent Moisture	D2974		Prep Date: 12/28/2012 Analyst: RW			
Percent Moisture	15.3	0.2		wt%	1	12/29/2012

Qualifiers:

ND - Not Detected at the Reporting Limit

J - Analyte detected below quantitation limits

B - Analyte detected in the associated Method Blank

HT - Sample received past holding time

* - Non-accredited parameter

RL - Reporting / Quantitation Limit for the analysis

S - Spike Recovery outside accepted recovery limits

R - RPD outside accepted recovery limits

E - Value above quantitation range

H - Holding time exceeded

STAT Analysis Corporation

2242 West Harrison St., Suite 200, Chicago, IL 60612-3766

Tel: (312) 733-0551 Fax: (312) 733-2386 STATinfo@STATAnalysis.com

Accreditation Numbers: IEPA ELAP 100445; ORELAP IL300001; AIHA 101160; NVLAP LabCode 101202

Report Date: January 09, 2013

Print Date: January 09, 2013

Client:	Weston Solutions	Client Sample ID:	PA-AY02(6-12)-121912
Lab Order:	12120653	Tag Number:	Fine Grained
Project:	20405.012.008.2038.00, Pilsen Soil, SA, Pilsen	Collection Date:	12/19/2012 4:25:00 PM
Lab ID:	12120653-014B	Matrix:	Soil

Analyses	Result	RL	Qualifier	Units	DF	Date Analyzed
Bioaccessibility Assay Metals by ICP/MS	EPA 9200/6020 (SW3005A)					
Lead	13	0.025	*	mg/L	5	Analyst: JG 1/3/2013
Metals by ICP/MS	SW6020 (SW3050B)					
Lead	3000	24		mg/Kg-dry	100	Analyst: JG 1/4/2013

Qualifiers:

ND - Not Detected at the Reporting Limit
J - Analyte detected below quantitation limits
B - Analyte detected in the associated Method Blank
HT - Sample received past holding time
* - Non-accredited parameter

RL - Reporting / Quantitation Limit for the analysis
S - Spike Recovery outside accepted recovery limits
R - RPD outside accepted recovery limits
E - Value above quantitation range
H - Holding time exceeded

STAT Analysis Corporation

2242 West Harrison St., Suite 200, Chicago, IL 60612-3766

Tel: (312) 733-0551 Fax: (312) 733-2386 STATinfo@STATAnalysis.com

Accreditation Numbers: IEPA ELAP 100445; ORELAP IL300001; AIHA 101160; NVLAP LabCode 101202

Report Date: January 09, 2013

Print Date: January 09, 2013

Client:	Weston Solutions	Client Sample ID:	PA-AY02(6-12)-121912
Lab Order:	12120653	Tag Number:	Course Grained
Project:	20405.012.008.2038.00, Pilsen Soil, SA, Pilsen	Collection Date:	12/19/2012 4:25:00 PM
Lab ID:	12120653-014C	Matrix:	Soil

Analyses	Result	RL	Qualifier	Units	DF	Date Analyzed
Metals by ICP/MS	SW6020 (SW3050B)				Prep Date: 1/3/2013	Analyst: JG
Lead	4900	21		mg/Kg-dry	100	1/4/2013

Qualifiers:	ND - Not Detected at the Reporting Limit	RL - Reporting / Quantitation Limit for the analysis
	J - Analyte detected below quantitation limits	S - Spike Recovery outside accepted recovery limits
	B - Analyte detected in the associated Method Blank	R - RPD outside accepted recovery limits
	HT - Sample received past holding time	E - Value above quantitation range
	* - Non-accredited parameter	H - Holding time exceeded

STAT Analysis Corporation

2242 West Harrison St., Suite 200, Chicago, IL 60612-3766

Tel: (312) 733-0551 Fax: (312) 733-2386 STATinfo@STATAnalysis.com

Accreditation Numbers: IEPA ELAP 100445; ORELAP IL300001; AIHA 101160; NVLAP LabCode 101202

Report Date: January 09, 2013

Print Date: January 09, 2013

Client:	Weston Solutions	Client Sample ID: PA-AY04(6-12)-121912				
Lab Order:	12120653	Tag Number:				
Project:	20405.012.008.2038.00, Pilsen Soil, SA, Pilsen	Collection Date: 12/19/2012 4:30:00 PM				
Lab ID:	12120653-015A	Matrix: Soil				
Analyses	Result	RL	Qualifier	Units	DF	Date Analyzed
Mercury	SW7471A					
Mercury	1.5	0.11		mg/Kg-dry	5	Prep Date: 12/28/2012 Analyst: LB 1/2/2013
Metals by ICP/MS	SW6020 (SW3050B)					
Antimony	440 J	26		mg/Kg-dry	100	Prep Date: 12/28/2012 Analyst: JG 12/31/2012
Arsenic	86	2.6		mg/Kg-dry	20	12/29/2012
Barium	1000	2.6		mg/Kg-dry	20	12/29/2012
Cadmium	22	1.3		mg/Kg-dry	20	12/29/2012
Chromium	510	2.6		mg/Kg-dry	20	12/29/2012
Copper	4000	65		mg/Kg-dry	200	12/29/2012
Lead	8700	1.3		mg/Kg-dry	20	12/29/2012
Selenium	4	2.6		mg/Kg-dry	20	12/29/2012
Silver	29	2.6		mg/Kg-dry	20	12/29/2012
Tin	2200 J	13		mg/Kg-dry	20	12/29/2012
Zinc	6000	130		mg/Kg-dry	200	12/29/2012
pH (25 °C)	SW9045C					
pH	7.7			pH Units	1	Prep Date: 12/28/2012 Analyst: RW 12/28/2012
Percent Moisture	D2974					
Percent Moisture	27.6	0.2	*	wt%	1	Prep Date: 12/28/2012 Analyst: RW 12/29/2012

214/13

Qualifiers:	ND - Not Detected at the Reporting Limit	RL - Reporting / Quantitation Limit for the analysis
	J - Analyte detected below quantitation limits	S - Spike Recovery outside accepted recovery limits
	B - Analyte detected in the associated Method Blank	R - RPD outside accepted recovery limits
	HT - Sample received past holding time	E - Value above quantitation range
	* - Non-accredited parameter	H - Holding time exceeded

STAT Analysis Corporation

2242 West Harrison St., Suite 200, Chicago, IL 60612-3766

Tel: (312) 733-0551 Fax: (312) 733-2386 STATinfo@STATAnalysis.com

Accreditation Numbers: IEPA ELAP 100445; ORELAP IL300001; AIHA 101160; NVLAP LabCode 101202

Report Date: January 09, 2013

Print Date: January 09, 2013

Client:	Weston Solutions	Client Sample ID:	PA-AY04(6-12)-121912
Lab Order:	12120653	Tag Number:	Fine Grained
Project:	20405.012.008.2038.00, Pilsen Soil, SA, Pilsen	Collection Date:	12/19/2012 4:30:00 PM
Lab ID:	12120653-015B	Matrix:	Soil

Analyses	Result	RL	Qualifier	Units	DF	Date Analyzed
Bioaccessibility Assay Metals by ICP/MS	EPA 9200/6020 (SW3005A)					
Lead	27	0.025	*	mg/L	5	Analyst: JG 1/3/2013
Prep Date:	1/3/2013					
Metals by ICP/MS	SW6020 (SW3050B)					
Lead	7500	25		mg/Kg-dry	100	Analyst: JG 1/4/2013
Prep Date:	1/3/2013					

Qualifiers:	ND - Not Detected at the Reporting Limit	RL - Reporting / Quantitation Limit for the analysis
	J - Analyte detected below quantitation limits	S - Spike Recovery outside accepted recovery limits
	B - Analyte detected in the associated Method Blank	R - RPD outside accepted recovery limits
	HT - Sample received past holding time	E - Value above quantitation range
	* - Non-accredited parameter	H - Holding time exceeded

STAT Analysis Corporation

2242 West Harrison St., Suite 200, Chicago, IL 60612-3766

Tel: (312) 733-0551 Fax: (312) 733-2386 STATinfo@STATAnalysis.com

Accreditation Numbers: IEPA ELAP 100445; ORELAP IL300001; AIHA 101160; NVLAP LabCode 101202

Report Date: January 09, 2013

Print Date: January 09, 2013

Client:	Weston Solutions	Client Sample ID:	PA-AY04(6-12)-121912				
Lab Order:	12120653	Tag Number:	Course Grained				
Project:	20405.012.008.2038.00, Pilsen Soil, SA, Pilsen		Collection Date:	12/19/2012 4:30:00 PM			
Lab ID:	12120653-015C		Matrix:	Soil			
Analyses		Result	RL	Qualifier	Units	DF	Date Analyzed
Metals by ICP/MS		SW6020 (SW3050B)		Prep Date:		1/3/2013	Analyst: JG
Lead		17000	17		mg/Kg-dry	100	1/4/2013

Qualifiers:	ND - Not Detected at the Reporting Limit	RL - Reporting / Quantitation Limit for the analysis
	J - Analyte detected below quantitation limits	S - Spike Recovery outside accepted recovery limits
	B - Analyte detected in the associated Method Blank	R - RPD outside accepted recovery limits
	HT - Sample received past holding time	E - Value above quantitation range
	* - Non-accredited parameter	H - Holding time exceeded

STAT Analysis Corporation

2242 West Harrison St., Suite 200, Chicago, IL 60612-3766

Tel: (312) 733-0551 Fax: (312) 733-2386 STATinfo@STATAnalysis.com

Accreditation Numbers: IEPA ELAP 100445; ORELAP IL300001; AIHA 101160; NVLAP LabCode 101202

Report Date: January 09, 2013

Print Date: January 09, 2013

Client:	Weston Solutions	Client Sample ID:	PA-AY16(12-24)-121912
Lab Order:	12120653	Tag Number:	
Project:	20405.012.008.2038.00, Pilsen Soil, SA, Pilsen	Collection Date:	12/19/2012 4:35:00 PM
Lab ID:	12120653-016A	Matrix:	Soil

Analyses	Result	RL	Qualifier	Units	DF	Date Analyzed
Mercury	SW7471A					Prep Date: 12/28/2012 Analyst: LB
Mercury	9.2	1.2		mg/Kg-dry	50	1/2/2013
Metals by ICP/MS	SW6020 (SW3050B)					Prep Date: 12/28/2012 Analyst: JG
Antimony	ND	25		mg/Kg-dry	100	12/31/2012
Arsenic	16	2.5		mg/Kg-dry	20	12/29/2012
Barium	320	2.5		mg/Kg-dry	20	12/29/2012
Cadmium	3.2	1.3		mg/Kg-dry	20	12/29/2012
Chromium	17	2.5		mg/Kg-dry	20	12/29/2012
Copper	450	6.4		mg/Kg-dry	20	12/29/2012
Lead	2100	5.1		mg/Kg-dry	20	12/29/2012
Selenium	ND	2.5		mg/Kg-dry	20	12/29/2012
Silver	ND	2.5		mg/Kg-dry	20	12/29/2012
Tin	57J	25	*	mg/Kg-dry	20	12/29/2012
Zinc	980	130		mg/Kg-dry	200	12/29/2012
pH (25 °C)	SW9045C					Prep Date: 12/28/2012 Analyst: RW
pH	8.0			pH Units	1	12/28/2012
Percent Moisture	D2974					Prep Date: 12/28/2012 Analyst: RW
Percent Moisture	20.6	0.2	*	wt%	1	12/29/2012

Qualifiers:

ND - Not Detected at the Reporting Limit

J - Analyte detected below quantitation limits

B - Analyte detected in the associated Method Blank

HT - Sample received past holding time

* - Non-accredited parameter

RL - Reporting / Quantitation Limit for the analysis

S - Spike Recovery outside accepted recovery limits

R - RPD outside accepted recovery limits

E - Value above quantitation range

H - Holding time exceeded

STAT Analysis Corporation

2242 West Harrison St., Suite 200, Chicago, IL 60612-3766

Tel: (312) 733-0551 Fax: (312) 733-2386 STATinfo@STATAnalysis.com

Accreditation Numbers: IEPA ELAP 100445; ORELAP IL300001; AIHA 101160; NVLAP LabCode 101202

Report Date: January 09, 2013

Print Date: January 09, 2013

Client:	Weston Solutions	Client Sample ID:	PA-AY16(12-24)-121912
Lab Order:	12120653	Tag Number:	Fine Grained
Project:	20405.012.008.2038.00, Pilsen Soil, SA, Pilsen	Collection Date:	12/19/2012 4:35:00 PM
Lab ID:	12120653-016B	Matrix:	Soil

Analyses	Result	RL	Qualifier	Units	DF	Date Analyzed
Bioaccessibility Asay Metals by ICP/MS	EPA 9200/6020 (SW3005A)					
Lead	21	0.025	*	mg/L	5	Analyst: JG 1/3/2013
Prep Date:	1/3/2013					
Metals by ICP/MS	SW6020 (SW3050B)					
Lead	2500	21		mg/Kg-dry	100	Analyst: JG 1/4/2013
Prep Date:	1/3/2013					

Qualifiers:	ND - Not Detected at the Reporting Limit	RL - Reporting / Quantitation Limit for the analysis
	J - Analyte detected below quantitation limits	S - Spike Recovery outside accepted recovery limits
	B - Analyte detected in the associated Method Blank	R - RPD outside accepted recovery limits
	HT - Sample received past holding time	E - Value above quantitation range
	* - Non-accredited parameter	H - Holding time exceeded

STAT Analysis Corporation

2242 West Harrison St., Suite 200, Chicago, IL 60612-3766

Tel: (312) 733-0551 Fax: (312) 733-2386 STATinfo@STATAnalysis.com

Accreditation Numbers: IEPA ELAP 100445; ORELAP IL300001; AIHA 101160; NVLAP LabCode 101202

Report Date: January 09, 2013

Print Date: January 09, 2013

Client:	Weston Solutions	Client Sample ID:	PA-AY16(12-24)-121912
Lab Order:	12120653	Tag Number:	Course Grained
Project:	20405.012.008.2038.00, Pilsen Soil, SA, Pilsen	Collection Date:	12/19/2012 4:35:00 PM
Lab ID:	12120653-016C	Matrix:	Soil

Analyses	Result	RL	Qualifier	Units	DF	Date Analyzed
Metals by ICP/MS	SW6020 (SW3050B)				Prep Date: 1/3/2013	Analyst: JG
Lead	2000	5.4		mg/Kg-dry	100	1/4/2013

Qualifiers:

ND - Not Detected at the Reporting Limit
J - Analyte detected below quantitation limits
B - Analyte detected in the associated Method Blank
HT - Sample received past holding time
* - Non-accredited parameter

RL - Reporting / Quantitation Limit for the analysis
S - Spike Recovery outside accepted recovery limits
R - RPD outside accepted recovery limits
E - Value above quantitation range
H - Holding time exceeded

STAT Analysis Corporation

2242 West Harrison St., Suite 200, Chicago, IL 60612-3766

Tel: (312) 733-0551 Fax: (312) 733-2386 STATinfo@STATAnalysis.com

Accreditation Numbers: IEPA ELAP 100445; ORELAP IL300001; AIHA 101160; NVLAP LabCode 101202

Report Date: January 09, 2013

Print Date: January 09, 2013

Client:	Weston Solutions	Client Sample ID:	PA-AY18(6-12)-121912
Lab Order:	12120653	Tag Number:	
Project:	20405.012.008.2038.00, Pilsen Soil, SA, Pilsen	Collection Date:	12/19/2012 4:40:00 PM
Lab ID:	12120653-017A	Matrix:	Soil

Analyses	Result	RL	Qualifier	Units	DF	Date Analyzed
Mercury	SW7471A					
Mercury	1.2	0.067		mg/Kg-dry	3	Prep Date: 12/28/2012 Analyst: LB 1/2/2013
Metals by ICP/MS	SW6020 (SW3050B)					
Antimony	54 J	22		mg/Kg-dry	100	Prep Date: 12/28/2012 Analyst: JG 12/31/2012
Arsenic	18	2.2		mg/Kg-dry	20	12/29/2012
Barium	510	2.2		mg/Kg-dry	20	12/29/2012
Cadmium	40	1.1		mg/Kg-dry	20	12/29/2012
Chromium	72	2.2		mg/Kg-dry	20	12/29/2012
Copper	33000	560		mg/Kg-dry	2000	12/31/2012
Lead	3400	1.1		mg/Kg-dry	20	12/29/2012
Selenium	5.5	2.2		mg/Kg-dry	20	12/29/2012
Silver	7.3	2.2		mg/Kg-dry	20	12/29/2012
Tin	1000 J	11	*	mg/Kg-dry	20	12/29/2012
Zinc	14000	110		mg/Kg-dry	200	12/29/2012
pH (25 °C)	SW9045C					
pH	7.5			pH Units	1	Prep Date: 12/28/2012 Analyst: RW 12/28/2012
Percent Moisture	D2974					
Percent Moisture	18.2	0.2	*	wt%	1	Prep Date: 12/28/2012 Analyst: RW 12/29/2012

2H
1/14/13

Qualifiers:	ND - Not Detected at the Reporting Limit	RL - Reporting / Quantitation Limit for the analysis
	J - Analyte detected below quantitation limits	S - Spike Recovery outside accepted recovery limits
	B - Analyte detected in the associated Method Blank	R - RPD outside accepted recovery limits
	HT - Sample received past holding time	E - Value above quantitation range
	* - Non-accredited parameter	H - Holding time exceeded

STAT Analysis Corporation

2242 West Harrison St., Suite 200, Chicago, IL 60612-3766

Tel: (312) 733-0551 Fax: (312) 733-2386 STATinfo@STATAnalysis.com

Accreditation Numbers: IEPA ELAP 100445; ORELAP IL300001; AIHA 101160; NVLAP LabCode 101202

Report Date: January 09, 2013

Print Date: January 09, 2013

Client:	Weston Solutions	Client Sample ID:	PA-AY18(6-12)-121912
Lab Order:	12120653	Tag Number:	Fine Grained
Project:	20405.012.008.2038.00, Pilsen Soil, SA, Pilsen	Collection Date:	12/19/2012 4:40:00 PM
Lab ID:	12120653-017B	Matrix:	Soil

Analyses	Result	RL	Qualifier	Units	DF	Date Analyzed
Bioaccessibility Asay Metals by ICP/MS	EPA 9200/6020 (SW3005A)					
Lead	33	0.025	*	mg/L	5	Analyst: JG 1/3/2013
Metals by ICP/MS	SW6020 (SW3050B)					
Lead	4400	22		mg/Kg-dry	100	Analyst: JG 1/4/2013

Qualifiers:

ND - Not Detected at the Reporting Limit
J - Analyte detected below quantitation limits
B - Analyte detected in the associated Method Blank
HT - Sample received past holding time
* - Non-accredited parameter

RL - Reporting / Quantitation Limit for the analysis
S - Spike Recovery outside accepted recovery limits
R - RPD outside accepted recovery limits
E - Value above quantitation range
H - Holding time exceeded

STAT Analysis Corporation

2242 West Harrison St., Suite 200, Chicago, IL 60612-3766

Tel: (312) 733-0551 Fax: (312) 733-2386 STATinfo@STATAnalysis.com

Accreditation Numbers: IEPA ELAP 100445; ORELAP IL300001; AIHA 101160; NVLAP LabCode 101202

Report Date: January 09, 2013

Print Date: January 09, 2013

Client:	Weston Solutions	Client Sample ID:	PA-AY18(6-12)-121912
Lab Order:	12120653	Tag Number:	Course Grained
Project:	20405.012.008.2038.00, Pilsen Soil, SA, Pilsen	Collection Date:	12/19/2012 4:40:00 PM
Lab ID:	12120653-017C	Matrix:	Soil

Analyses	Result	RL	Qualifier	Units	DF	Date Analyzed
Metals by ICP/MS	SW6020 (SW3050B)				Prep Date: 1/3/2013	Analyst: JG
Lead	4000	21		mg/Kg-dry	100	1/4/2013

Qualifiers:	ND - Not Detected at the Reporting Limit	RL - Reporting / Quantitation Limit for the analysis
	J - Analyte detected below quantitation limits	S - Spike Recovery outside accepted recovery limits
	B - Analyte detected in the associated Method Blank	R - RPD outside accepted recovery limits
	HT - Sample received past holding time	E - Value above quantitation range
	* - Non-accredited parameter	H - Holding time exceeded

STAT Analysis Corporation

2242 West Harrison St., Suite 200, Chicago, IL 60612-3766

Tel: (312) 733-0551 Fax: (312) 733-2386 STATinfo@STATAnalysis.com

Accreditation Numbers: IEPA ELAP 100445; ORELAP IL300001; AIHA 101160; NVLAP LabCode 101202

Report Date: January 09, 2013

Print Date: January 09, 2013

Client:	Weston Solutions	Client Sample ID:	PA-AY19(12-24)-121912
Lab Order:	12120653	Tag Number:	
Project:	20405.012.008.2038.00, Pilsen Soil, SA, Pilsen	Collection Date:	12/19/2012 4:45:00 PM
Lab ID:	12120653-018A	Matrix:	Soil

Analyses	Result	RL	Qualifier	Units	DF	Date Analyzed
Mercury	SW7471A					
Mercury	0.056	0.023		mg/Kg-dry	1	Prep Date: 12/28/2012 Analyst: LB 1/2/2013
Metals by ICP/MS	SW6020 (SW3050B)					
Antimony	ND	24		mg/Kg-dry	100	Prep Date: 12/28/2012 Analyst: JG 12/31/2012
Arsenic	14	2.4		mg/Kg-dry	20	12/29/2012
Barium	300	2.4		mg/Kg-dry	20	12/29/2012
Cadmium	15	1.2		mg/Kg-dry	20	12/29/2012
Chromium	30	2.4		mg/Kg-dry	20	12/29/2012
Copper	20000	60		mg/Kg-dry	200	12/29/2012
Lead	1600	1.2		mg/Kg-dry	20	12/29/2012
Selenium	2.9	2.4		mg/Kg-dry	20	12/29/2012
Silver	5.2	2.4		mg/Kg-dry	20	12/29/2012
Tin	710 J	12	*	mg/Kg-dry	20	12/29/2012
Zinc	4500	120		mg/Kg-dry	200	12/29/2012
pH (25 °C)	SW9045C					
pH	7.8			pH Units	1	Prep Date: 12/28/2012 Analyst: RW 12/28/2012
Percent Moisture	D2974					
Percent Moisture	15.0	0.2	*	wt%	1	Prep Date: 12/28/2012 Analyst: RW 12/29/2012

Qualifiers:

ND - Not Detected at the Reporting Limit
J - Analyte detected below quantitation limits
B - Analyte detected in the associated Method Blank
HT - Sample received past holding time
* - Non-accredited parameter

RL - Reporting / Quantitation Limit for the analysis
S - Spike Recovery outside accepted recovery limits
R - RPD outside accepted recovery limits
E - Value above quantitation range
H - Holding time exceeded

STAT Analysis Corporation

2242 West Harrison St., Suite 200, Chicago, IL 60612-3766

Tel: (312) 733-0551 Fax: (312) 733-2386 STATinfo@STATAnalysis.com

Accreditation Numbers: IEPA ELAP 100445; ORELAP IL300001; AIHA 101160; NVLAP LabCode 101202

Report Date: January 09, 2013

Print Date: January 09, 2013

Client:	Weston Solutions	Client Sample ID:	PA-AY19(12-24)-121912
Lab Order:	12120653	Tag Number:	Fine Grained
Project:	20405.012.008.2038.00, Pilsen Soil, SA, Pilsen	Collection Date:	12/19/2012 4:45:00 PM
Lab ID:	12120653-018B	Matrix:	Soil

Analyses	Result	RL	Qualifier	Units	DF	Date Analyzed
Bioaccessibility Asay Metals by ICP/MS	EPA 9200/6020 (SW3005A)					
Lead	13	0.025	*	mg/L	5	Analyst: JG 1/3/2013
Metals by ICP/MS	SW6020 (SW3050B)					
Lead	2100	22		mg/Kg-dry	100	Analyst: JG 1/4/2013

Qualifiers:

ND - Not Detected at the Reporting Limit
J - Analyte detected below quantitation limits
B - Analyte detected in the associated Method Blank
HT - Sample received past holding time
* - Non-accredited parameter

RL - Reporting / Quantitation Limit for the analysis
S - Spike Recovery outside accepted recovery limits
R - RPD outside accepted recovery limits
E - Value above quantitation range
H - Holding time exceeded

STAT Analysis Corporation

2242 West Harrison St., Suite 200, Chicago, IL 60612-3766

Tel: (312) 733-0551 Fax: (312) 733-2386 STATinfo@STATAnalysis.com

Accreditation Numbers: IEPA ELAP 100445; ORELAP IL300001; AIHA 101160; NVLAP LabCode 101202

Report Date: January 09, 2013

Print Date: January 09, 2013

Client:	Weston Solutions	Client Sample ID:	PA-AY19(12-24)-121912
Lab Order:	12120653	Tag Number:	Course Grained
Project:	20405.012.008.2038.00, Pilsen Soil, SA, Pilsen	Collection Date:	12/19/2012 4:45:00 PM
Lab ID:	12120653-018C	Matrix:	Soil

Analyses	Result	RL	Qualifier	Units	DF	Date Analyzed
Metals by ICP/MS	SW6020 (SW3050B)				Prep Date: 1/3/2013	Analyst: JG
Lead	1400	18		mg/Kg-dry	100	1/4/2013

Qualifiers:	ND - Not Detected at the Reporting Limit	RL - Reporting / Quantitation Limit for the analysis
	J - Analyte detected below quantitation limits	S - Spike Recovery outside accepted recovery limits
	B - Analyte detected in the associated Method Blank	R - RPD outside accepted recovery limits
	HT - Sample received past holding time	E - Value above quantitation range
	* - Non-accredited parameter	H - Holding time exceeded

STAT Analysis Corporation

2242 West Harrison St., Suite 200, Chicago, IL 60612-3766

Tel: (312) 733-0551 Fax: (312) 733-2386 STATinfo@STATAnalysis.com

Accreditation Numbers: IEPA ELAP 100445; ORELAP IL300001; AIHA 101160; NVLAP LabCode 101202

Report Date: January 09, 2013

Print Date: January 09, 2013

Client:	Weston Solutions	Client Sample ID:	PA-AY05(6-12)-121912
Lab Order:	12120653	Tag Number:	
Project:	20405.012.008.2038.00, Pilsen Soil, SA, Pilsen	Collection Date:	12/19/2012 5:00:00 PM
Lab ID:	12120653-019A	Matrix:	Soil

Analyses	Result	RL	Qualifier	Units	DF	Date Analyzed
TCLP Mercury	SW1311/7470A					
Mercury	ND	0.0002		mg/L	1	Prep Date: 1/2/2013 Analyst: LB 1/2/2013
Mercury	SW7471A					
Mercury	2.7	0.12		mg/Kg-dry	5	Prep Date: 12/28/2012 Analyst: LB 1/3/2013
Metals by ICP/MS	SW6020 (SW3050B)					
Antimony	440 J	59		mg/Kg-dry	200	Prep Date: 12/28/2012 Analyst: JG 12/31/2012
Arsenic	73 J	2.9		mg/Kg-dry	20	12/28/2012
Barium	2700	2.9		mg/Kg-dry	20	12/28/2012
Cadmium	36	1.5		mg/Kg-dry	20	12/28/2012
Chromium	94 J	2.9		mg/Kg-dry	20	12/28/2012
Copper	22000	74		mg/Kg-dry	200	12/29/2012
Lead	8800	59		mg/Kg-dry	200	12/29/2012
Selenium	5	2.9		mg/Kg-dry	20	12/28/2012
Silver	86	2.9		mg/Kg-dry	20	12/28/2012
Tin	1800 J	74	*	mg/Kg-dry	100	1/8/2013
Zinc	7300	150		mg/Kg-dry	200	12/29/2012
TCLP Metals by ICP/MS	SW1311/6020 (SW3005A)					
Arsenic	ND	0.01		mg/L	5	Prep Date: 12/31/2012 Analyst: JG 12/31/2012
Barium	2.5	0.5		mg/L	5	12/31/2012
Cadmium	0.24	0.005		mg/L	5	12/31/2012
Chromium	ND	0.01		mg/L	5	12/31/2012
Lead	9.6	0.005		mg/L	5	12/31/2012
Selenium	ND	0.01		mg/L	5	12/31/2012
Silver	ND	0.01		mg/L	5	12/31/2012
pH (25 °C)	SW9045C					
pH	7.6			pH Units	1	Prep Date: 12/28/2012 Analyst: RW 12/28/2012
Percent Moisture	D2974					
Percent Moisture	26.9	0.2	*	wt%	1	Prep Date: 12/28/2012 Analyst: RW 12/29/2012

2H
11/14/13

Qualifiers:

ND - Not Detected at the Reporting Limit

J - Analyte detected below quantitation limits

B - Analyte detected in the associated Method Blank

HT - Sample received past holding time

* - Non-accredited parameter

RL - Reporting / Quantitation Limit for the analysis

S - Spike Recovery outside accepted recovery limits

R - RPD outside accepted recovery limits

E - Value above quantitation range

H - Holding time exceeded

STAT Analysis Corporation

2242 West Harrison St., Suite 200, Chicago, IL 60612-3766

Tel: (312) 733-0551 Fax: (312) 733-2386 STATinfo@STATAnalysis.com

Accreditation Numbers: IEPA ELAP 100445; ORELAP IL300001; AIHA 101160; NVLAP LabCode 101202

Report Date: January 09, 2013

Print Date: January 09, 2013

Client:	Weston Solutions	Client Sample ID:	PA-AY05(6-12)-121912
Lab Order:	12120653	Tag Number:	Fine Grained
Project:	20405.012.008.2038.00, Pilsen Soil, SA, Pilsen	Collection Date:	12/19/2012 5:00:00 PM
Lab ID:	12120653-019B	Matrix:	Soil

Analyses	Result	RL	Qualifier	Units	DF	Date Analyzed
Bioaccessibility Assay Metals by ICP/MS	EPA 9200/6020 (SW3005A)					
Lead	39	0.025	*	mg/L	5	Analyst: JG 1/3/2013
Prep Date:	1/3/2013					
Metals by ICP/MS	SW6020 (SW3050B)					
Lead	8400	5.2		mg/Kg-dry	100	Analyst: JG 1/3/2013
Prep Date:	1/3/2013					

Qualifiers:

ND - Not Detected at the Reporting Limit
J - Analyte detected below quantitation limits
B - Analyte detected in the associated Method Blank
HT - Sample received past holding time
* - Non-accredited parameter

RL - Reporting / Quantitation Limit for the analysis
S - Spike Recovery outside accepted recovery limits
R - RPD outside accepted recovery limits
E - Value above quantitation range
H - Holding time exceeded

STAT Analysis Corporation

2242 West Harrison St., Suite 200, Chicago, IL 60612-3766

Tel: (312) 733-0551 Fax: (312) 733-2386 STATinfo@STATAnalysis.com

Accreditation Numbers: IEPA ELAP 100445; ORELAP IL300001; AIHA 101160; NVLAP LabCode 101202

Report Date: January 09, 2013

Print Date: January 09, 2013

Client:	Weston Solutions	Client Sample ID:	PA-AY05(6-12)-121912
Lab Order:	12120653	Tag Number:	Course Grained
Project:	20405.012.008.2038.00, Pilsen Soil, SA, Pilsen	Collection Date:	12/19/2012 5:00:00 PM
Lab ID:	12120653-019C	Matrix:	Soil

Analyses	Result	RL	Qualifier	Units	DF	Date Analyzed
Metals by ICP/MS	SW6020 (SW3050B)				Prep Date: 1/3/2013	Analyst: JG
Lead	26000	22		mg/Kg-dry	100	1/4/2013

Qualifiers:	ND - Not Detected at the Reporting Limit	RL - Reporting / Quantitation Limit for the analysis
	J - Analyte detected below quantitation limits	S - Spike Recovery outside accepted recovery limits
	B - Analyte detected in the associated Method Blank	R - RPD outside accepted recovery limits
	HT - Sample received past holding time	E - Value above quantitation range
	* - Non-accredited parameter	H - Holding time exceeded

STAT Analysis Corporation

2242 West Harrison St., Suite 200, Chicago, IL 60612-3766

Tel: (312) 733-0551 Fax: (312) 733-2386 STATinfo@STATAnalysis.com

Accreditation Numbers: IEPA ELAP 100445; ORELAP IL300001; AIHA 101160; NVLAP LabCode 101202

Report Date: January 09, 2013

Print Date: January 09, 2013

Client:	Weston Solutions	Client Sample ID:	PA-AY07(12-24)-121912
Lab Order:	12120653	Tag Number:	
Project:	20405.012.008.2038.00, Pilsen Soil, SA, Pilsen	Collection Date:	12/19/2012 5:05:00 PM
Lab ID:	12120653-020A	Matrix:	Soil

Analyses	Result	RL	Qualifier	Units	DF	Date Analyzed
Mercury	SW7471A					Prep Date: 12/28/2012 Analyst: LB
Mercury	1.7	0.23		mg/Kg-dry	10	1/2/2013
Metals by ICP/MS	SW6020 (SW3050B)					Prep Date: 12/28/2012 Analyst: JG
Antimony	1200	29		mg/Kg-dry	100	12/31/2012
Arsenic	93	2.9		mg/Kg-dry	20	12/29/2012
Barium	4300	2.9		mg/Kg-dry	20	12/29/2012
Cadmium	72	1.4		mg/Kg-dry	20	12/29/2012
Chromium	150	2.9		mg/Kg-dry	20	12/29/2012
Copper	12000	72		mg/Kg-dry	200	12/29/2012
Lead	16000	57		mg/Kg-dry	200	12/29/2012
Selenium	4.7	2.9		mg/Kg-dry	20	12/29/2012
Silver	23	2.9		mg/Kg-dry	20	12/29/2012
Tin	3200	290	*	mg/Kg-dry	200	12/29/2012
Zinc	11000	140		mg/Kg-dry	200	12/29/2012
pH (25 °C)	SW9045C					Prep Date: 12/28/2012 Analyst: RW
pH	7.8			pH Units	1	12/28/2012
Percent Moisture	D2974					Prep Date: 12/28/2012 Analyst: RW
Percent Moisture	26.8	0.2	*	wt%	1	12/29/2012

Qualifiers:

ND - Not Detected at the Reporting Limit

J - Analyte detected below quantitation limits

B - Analyte detected in the associated Method Blank

HT - Sample received past holding time

* - Non-accredited parameter

RL - Reporting / Quantitation Limit for the analysis

S - Spike Recovery outside accepted recovery limits

R - RPD outside accepted recovery limits

E - Value above quantitation range

H - Holding time exceeded

STAT Analysis Corporation

2242 West Harrison St., Suite 200, Chicago, IL 60612-3766

Tel: (312) 733-0551 Fax: (312) 733-2386 STATinfo@STATAnalysis.com

Accreditation Numbers: IEPA ELAP 100445; ORELAP IL300001; AIHA 101160; NVLAP LabCode 101202

Report Date: January 09, 2013

Print Date: January 09, 2013

Client:	Weston Solutions	Client Sample ID:	PA-AY07(12-24)-121912
Lab Order:	12120653	Tag Number:	Fine Grained
Project:	20405.012.008.2038.00, Pilsen Soil, SA, Pilsen	Collection Date:	12/19/2012 5:05:00 PM
Lab ID:	12120653-020B	Matrix:	Soil

Analyses	Result	RL	Qualifier	Units	DF	Date Analyzed
Bioaccessibility Asay Metals by ICP/MS	EPA 9200/6020 (SW3005A)					
Lead	46	0.025	*	mg/L	5	Analyst: JG 1/3/2013
Prep Date:	1/3/2013					
Metals by ICP/MS	SW6020 (SW3050B)					
Lead	9300	20		mg/Kg-dry	100	Analyst: JG 1/3/2013
Prep Date:	1/3/2013					

Qualifiers:

ND - Not Detected at the Reporting Limit
J - Analyte detected below quantitation limits
B - Analyte detected in the associated Method Blank
HT - Sample received past holding time
* - Non-accredited parameter

RL - Reporting / Quantitation Limit for the analysis
S - Spike Recovery outside accepted recovery limits
R - RPD outside accepted recovery limits
E - Value above quantitation range
H - Holding time exceeded

STAT Analysis Corporation*2242 West Harrison St., Suite 200, Chicago, IL 60612-3766**Tel: (312) 733-0551 Fax: (312) 733-2386 STATinfo@STATAnalysis.com**Accreditation Numbers: IEPA ELAP 100445; ORELAP IL300001; AIHA 101160; NVLAP LabCode 101202***Report Date:** January 09, 2013**Print Date:** January 09, 2013

Client:	Weston Solutions	Client Sample ID:	PA-AY07(12-24)-121912
Lab Order:	12120653	Tag Number:	Course Grained
Project:	20405.012.008.2038.00, Pilsen Soil, SA, Pilsen	Collection Date:	12/19/2012 5:05:00 PM
Lab ID:	12120653-020C	Matrix:	Soil

Analyses	Result	RL	Qualifier	Units	DF	Date Analyzed
Metals by ICP/MS	SW6020 (SW3050B)				Prep Date: 1/3/2013	Analyst: JG
Lead	29000	21		mg/Kg-dry	100	1/3/2013

Qualifiers:

- ND - Not Detected at the Reporting Limit
- J - Analyte detected below quantitation limits
- B - Analyte detected in the associated Method Blank
- HT - Sample received past holding time
- * - Non-accredited parameter

- RL - Reporting / Quantitation Limit for the analysis
- S - Spike Recovery outside accepted recovery limits
- R - RPD outside accepted recovery limits
- E - Value above quantitation range
- H - Holding time exceeded

STAT Analysis Corporation

2242 West Harrison St., Suite 200, Chicago, IL 60612-3766

Tel: (312) 733-0551 Fax: (312) 733-2386 STATinfo@STATAnalysis.com

Accreditation Numbers: IEPA ELAP 100445; ORELAP IL300001; AIHA 101160; NVLAP LabCode 101202

Report Date: January 09, 2013

Print Date: January 09, 2013

Client:	Weston Solutions	Client Sample ID:	PA-AC03(0-6)-121912
Lab Order:	12120653	Tag Number:	
Project:	20405.012.008.2038.00, Pilsen Soil, SA, Pilsen	Collection Date:	12/19/2012 5:15:00 PM
Lab ID:	12120653-021A	Matrix:	Soil

Analyses	Result	RL	Qualifier	Units	DF	Date Analyzed
TCLP Mercury	SW1311/7470A					
Mercury	ND	0.0002		mg/L	1	Analyst: LB 1/2/2013
Mercury	SW7471A					
Mercury	3.6	0.23		mg/L-dry	10	Analyst: LB 1/2/2013
Metals by ICP/MS	SW6020 (SW3050B)					
Antimony	290 J	54		mg/Kg-dry	200	Analyst: JG 12/31/2012
Arsenic	44 J	2.7		mg/Kg-dry	20	12/28/2012
Barium	1600	2.7		mg/Kg-dry	20	12/28/2012
Cadmium	42	1.3		mg/Kg-dry	20	12/28/2012
Chromium	260	2.7		mg/Kg-dry	20	12/28/2012
Copper	8400	67		mg/Kg-dry	200	12/29/2012
Lead	5600	5.4		mg/Kg-dry	20	12/28/2012
Selenium	3.5 J	2.7		mg/Kg-dry	20	12/28/2012
Silver	41	2.7		mg/Kg-dry	20	12/28/2012
Tin	1100 J	130	*	mg/Kg-dry	200	1/8/2013
Zinc	8100	130		mg/Kg-dry	200	12/29/2012
TCLP Metals by ICP/MS	SW1311/6020 (SW3005A)					
Arsenic	ND	0.01		mg/L	5	Analyst: JG 12/31/2012
Barium	2.3	0.5		mg/L	5	12/31/2012
Cadmium	0.35	0.005		mg/L	5	12/31/2012
Chromium	ND	0.01		mg/L	5	12/31/2012
Lead	12	0.005		mg/L	5	12/31/2012
Selenium	ND	0.01		mg/L	5	12/31/2012
Silver	ND	0.01		mg/L	5	12/31/2012
pH (25 °C)	SW9045C					
pH	7.8			pH Units	1	Analyst: RW 12/28/2012
Percent Moisture	D2974					
Percent Moisture	21.3	0.2	*	wt%	1	Analyst: RW 12/29/2012

28
1/14/13

Qualifiers:	ND - Not Detected at the Reporting Limit	RL - Reporting / Quantitation Limit for the analysis
	J - Analyte detected below quantitation limits	S - Spike Recovery outside accepted recovery limits
	B - Analyte detected in the associated Method Blank	R - RPD outside accepted recovery limits
	HT - Sample received past holding time	E - Value above quantitation range
	* - Non-accredited parameter	H - Holding time exceeded

STAT Analysis Corporation

2242 West Harrison St., Suite 200, Chicago, IL 60612-3766

Tel: (312) 733-0551 Fax: (312) 733-2386 STATinfo@STATAnalysis.com

Accreditation Numbers: IEPA ELAP 100445; ORELAP IL300001; AIHA 101160; NVLAP LabCode 101202

Report Date: January 09, 2013

Print Date: January 09, 2013

Client:	Weston Solutions	Client Sample ID:	PA-AC03(0-6)-121912
Lab Order:	12120653	Tag Number:	Fine Grained
Project:	20405.012.008.2038.00, Pilsen Soil, SA, Pilsen	Collection Date:	12/19/2012 5:15:00 PM
Lab ID:	12120653-021B	Matrix:	Soil

Analyses	Result	RL	Qualifier	Units	DF	Date Analyzed
Bioaccessibility Asay Metals by ICP/MS	EPA 9200/6020 (SW3005A)					
Lead	37	0.025	*	mg/L	5	Analyst: JG 1/3/2013
Prep Date:	1/3/2013					
Metals by ICP/MS	SW6020 (SW3050B)					
Lead	6600	22		mg/Kg-dry	100	Analyst: JG 1/3/2013
Prep Date:	1/3/2013					

Qualifiers:

ND - Not Detected at the Reporting Limit
J - Analyte detected below quantitation limits
B - Analyte detected in the associated Method Blank
HT - Sample received past holding time
* - Non-accredited parameter

RL - Reporting / Quantitation Limit for the analysis
S - Spike Recovery outside accepted recovery limits
R - RPD outside accepted recovery limits
E - Value above quantitation range
H - Holding time exceeded

STAT Analysis Corporation*2242 West Harrison St., Suite 200, Chicago, IL 60612-3766**Tel: (312) 733-0551 Fax: (312) 733-2386 STATinfo@STATAnalysis.com**Accreditation Numbers: IEPA ELAP 100445; ORELAP IL300001; AIHA 101160; NVLAP LabCode 101202***Report Date:** January 09, 2013**Print Date:** January 09, 2013

Client:	Weston Solutions	Client Sample ID:	PA-AC03(0-6)-121912
Lab Order:	12120653	Tag Number:	Course Grained
Project:	20405.012.008.2038.00, Pilsen Soil, SA, Pilsen	Collection Date:	12/19/2012 5:15:00 PM
Lab ID:	12120653-021C	Matrix:	Soil

Analyses	Result	RL	Qualifier	Units	DF	Date Analyzed
Metals by ICP/MS	SW6020 (SW3050B)					
Lead	17000	20		mg/Kg-dry	100	Analyst: JG 1/3/2013

Qualifiers:

- ND - Not Detected at the Reporting Limit
- J - Analyte detected below quantitation limits
- B - Analyte detected in the associated Method Blank
- HT - Sample received past holding time
- * - Non-accredited parameter

- RL - Reporting / Quantitation Limit for the analysis
- S - Spike Recovery outside accepted recovery limits
- R - RPD outside accepted recovery limits
- E - Value above quantitation range
- H - Holding time exceeded

STAT Analysis Corporation

2242 West Harrison St., Suite 200, Chicago, IL 60612-3766

Tel: (312) 733-0551 Fax: (312) 733-2386 STATinfo@STATAnalysis.com

Accreditation Numbers: IEPA ELAP 100445; ORELAP IL300001; AIHA 101160; NVLAP LabCode 101202

Report Date: January 09, 2013

Print Date: January 09, 2013

Client:	Weston Solutions	Client Sample ID:	PA-AC04(0-6)-121912
Lab Order:	12120653	Tag Number:	
Project:	20405.012.008.2038.00, Pilsen Soil, SA, Pilsen	Collection Date:	12/19/2012 5:20:00 PM
Lab ID:	12120653-022A	Matrix:	Soil

Analyses	Result	RL	Qualifier	Units	DF	Date Analyzed
TCLP Mercury	SW1311/7470A					
Mercury	ND	0.0002		mg/L	1	Analyst: LB 1/2/2013
Mercury	SW7471A					
Mercury	1.3	0.12		mg/Kg-dry	5	Analyst: LB 12/28/2012
Metals by ICP/MS	SW6020 (SW3050B)					
Antimony	78 J	5.2		mg/Kg-dry	20	Analyst: JG 12/28/2012
Arsenic	28	2.6		mg/Kg-dry	20	12/28/2012
Barium	980	2.6		mg/Kg-dry	20	12/28/2012
Cadmium	40	1.3		mg/Kg-dry	20	12/28/2012
Chromium	150	2.6		mg/Kg-dry	20	12/28/2012
Copper	5400	65		mg/Kg-dry	200	12/29/2012
Lead	5000	5.2		mg/Kg-dry	20	12/28/2012
Selenium	3.7	2.6		mg/Kg-dry	20	12/28/2012
Silver	19	2.6		mg/Kg-dry	20	12/28/2012
Tin	600	65	*	mg/Kg-dry	100	12/31/2012
Zinc	14000	130		mg/Kg-dry	200	12/29/2012
TCLP Metals by ICP/MS	SW1311/6020 (SW3005A)					
Arsenic	ND	0.01		mg/L	5	Analyst: JG 12/31/2012
Barium	1.7	0.5		mg/L	5	12/31/2012
Cadmium	0.4	0.005		mg/L	5	12/31/2012
Chromium	ND	0.01		mg/L	5	12/31/2012
Lead	12	0.005		mg/L	5	12/31/2012
Selenium	ND	0.01		mg/L	5	12/31/2012
Silver	ND	0.01		mg/L	5	12/31/2012
pH (25 °C)	SW9045C					
pH	7.8			pH Units	1	Analyst: RW 12/28/2012
Percent Moisture	D2974					
Percent Moisture	18.0	0.2	*	wt%	1	Analyst: RW 12/29/2012

2H
11/4/13

Qualifiers:	ND - Not Detected at the Reporting Limit	RL - Reporting / Quantitation Limit for the analysis
	J - Analyte detected below quantitation limits	S - Spike Recovery outside accepted recovery limits
	B - Analyte detected in the associated Method Blank	R - RPD outside accepted recovery limits
	HT - Sample received past holding time	E - Value above quantitation range
	* - Non-accredited parameter	H - Holding time exceeded

STAT Analysis Corporation

2242 West Harrison St., Suite 200, Chicago, IL 60612-3766

Tel: (312) 733-0551 Fax: (312) 733-2386 STATinfo@STATAnalysis.com

Accreditation Numbers: IEPA ELAP 100445; ORELAP IL300001; AIHA 101160; NVLAP LabCode 101202

Report Date: January 09, 2013

Print Date: January 09, 2013

Client:	Weston Solutions	Client Sample ID:	PA-AC04(0-6)-121912
Lab Order:	12120653	Tag Number:	Fine Grained
Project:	20405.012.008.2038.00, Pilsen Soil, SA, Pilsen	Collection Date:	12/19/2012 5:20:00 PM
Lab ID:	12120653-022B	Matrix:	Soil

Analyses	Result	RL	Qualifier	Units	DF	Date Analyzed
Bioaccessibility Asay Metals by ICP/MS	EPA 9200/6020 (SW3005A)				Prep Date: 1/3/2013	Analyst: JG
Lead	31	0.025	*	mg/L	5	1/3/2013
Metals by ICP/MS	SW6020 (SW3050B)				Prep Date: 1/3/2013	Analyst: JG
Lead	5300	21		mg/Kg-dry	100	1/3/2013

Qualifiers:

ND - Not Detected at the Reporting Limit
J - Analyte detected below quantitation limits
B - Analyte detected in the associated Method Blank
HT - Sample received past holding time
* - Non-accredited parameter

RL - Reporting / Quantitation Limit for the analysis
S - Spike Recovery outside accepted recovery limits
R - RPD outside accepted recovery limits
E - Value above quantitation range
H - Holding time exceeded

STAT Analysis Corporation

2242 West Harrison St., Suite 200, Chicago, IL 60612-3766

Tel: (312) 733-0551 Fax: (312) 733-2386 STATinfo@STATAnalysis.com

Accreditation Numbers: IEPA ELAP 100445; ORELAP IL300001; AIHA 101160; NVLAP LabCode 101202

Report Date: January 09, 2013

Print Date: January 09, 2013

Client:	Weston Solutions	Client Sample ID:	PA-AC04(0-6)-121912
Lab Order:	12120653	Tag Number:	Course Grained
Project:	20405.012.008.2038.00, Pilsen Soil, SA, Pilsen	Collection Date:	12/19/2012 5:20:00 PM
Lab ID:	12120653-022C	Matrix:	Soil

Analyses	Result	RL	Qualifier	Units	DF	Date Analyzed
Metals by ICP/MS	SW6020 (SW3050B)				Prep Date: 1/3/2013	Analyst: JG
Lead	3600	21		mg/Kg-dry	100	1/3/2013

Qualifiers:	ND - Not Detected at the Reporting Limit	RL - Reporting / Quantitation Limit for the analysis
	J - Analyte detected below quantitation limits	S - Spike Recovery outside accepted recovery limits
	B - Analyte detected in the associated Method Blank	R - RPD outside accepted recovery limits
	HT - Sample received past holding time	E - Value above quantitation range
	* - Non-accredited parameter	H - Holding time exceeded

STAT Analysis Corporation

2242 West Harrison St., Suite 200, Chicago, IL 60612-3766

Tel: (312) 733-0551 Fax: (312) 733-2386 STATinfo@STATAnalysis.com

Accreditation Numbers: IEPA ELAP 100445; ORELAP IL300001; AIHA 101160; NVLAP LabCode 101202

Report Date: January 09, 2013

Print Date: January 09, 2013

Client:	Weston Solutions	Client Sample ID:	PA-AY03HS(0-6)-121912
Lab Order:	12120653	Tag Number:	
Project:	20405.012.008.2038.00, Pilsen Soil, SA, Pilsen	Collection Date:	12/19/2012 5:30:00 PM
Lab ID:	12120653-023A	Matrix:	Soil

Analyses	Result	RL	Qualifier	Units	DF	Date Analyzed
TCLP Mercury	SW1311/7470A					
Mercury	ND	0.0002		mg/L	1	Prep Date: 1/2/2013 Analyst: LB 1/2/2013
Mercury	SW7471A					
Mercury	2.9	0.12		mg/Kg-dry	5	Prep Date: 12/28/2012 Analyst: LB 12/28/2012
Metals by ICP/MS	SW6020 (SW3050B)					
Antimony	13 J	4.8		mg/Kg-dry	20	Prep Date: 12/28/2012 Analyst: JG 12/28/2012
Arsenic	51	2.4		mg/Kg-dry	20	12/28/2012
Barium	630	2.4		mg/Kg-dry	20	12/28/2012
Cadmium	17	1.2		mg/Kg-dry	20	12/28/2012
Chromium	380	2.4		mg/Kg-dry	20	12/28/2012
Copper	1500	61		mg/Kg-dry	200	12/29/2012
Lead	2600	4.8		mg/Kg-dry	20	12/28/2012
Selenium	4.6	2.4		mg/Kg-dry	20	12/28/2012
Silver	3.1	2.4		mg/Kg-dry	20	12/28/2012
Tin	190	61	*	mg/Kg-dry	100	12/31/2012
Zinc	4800	120		mg/Kg-dry	200	12/29/2012
TCLP Metals by ICP/MS	SW1311/6020 (SW3005A)					
Arsenic	ND	0.01		mg/L	5	Prep Date: 12/31/2012 Analyst: JG 12/31/2012
Barium	1.8	0.5		mg/L	5	12/31/2012
Cadmium	0.083	0.005		mg/L	5	12/31/2012
Chromium	ND	0.01		mg/L	5	12/31/2012
Lead	1.1	0.005		mg/L	5	12/31/2012
Selenium	ND	0.01		mg/L	5	12/31/2012
Silver	ND	0.01		mg/L	5	12/31/2012
pH (25 °C)	SW9045C					
pH	7.8			pH Units	1	Prep Date: 12/28/2012 Analyst: RW 12/28/2012
Percent Moisture	D2974					
Percent Moisture	18.0	0.2	*	wt%	1	Prep Date: 12/28/2012 Analyst: RW 12/29/2012

2/4
11/4/13

Qualifiers:	ND - Not Detected at the Reporting Limit	RL - Reporting / Quantitation Limit for the analysis
	J - Analyte detected below quantitation limits	S - Spike Recovery outside accepted recovery limits
	B - Analyte detected in the associated Method Blank	R - RPD outside accepted recovery limits
	HT - Sample received past holding time	E - Value above quantitation range
	* - Non-accredited parameter	H - Holding time exceeded

STAT Analysis Corporation

2242 West Harrison St., Suite 200, Chicago, IL 60612-3766

Tel: (312) 733-0551 Fax: (312) 733-2386 STATinfo@STATAnalysis.com

Accreditation Numbers: IEPA ELAP 100445; ORELAP IL300001; AIHA 101160; NVLAP LabCode 101202

Report Date: January 09, 2013

Print Date: January 09, 2013

Client:	Weston Solutions	Client Sample ID:	PA-AY03HS(0-6)-121912
Lab Order:	12120653	Tag Number:	Fine Grained
Project:	20405.012.008.2038.00, Pilsen Soil, SA, Pilsen	Collection Date:	12/19/2012 5:30:00 PM
Lab ID:	12120653-023B	Matrix:	Soil

Analyses	Result	RL	Qualifier	Units	DF	Date Analyzed
Bioaccessibility Asay Metals by ICP/MS	EPA 9200/6020 (SW3005A)					
Lead	11	0.025	*	mg/L	5	Analyst: JG 1/3/2013
Metals by ICP/MS	SW6020 (SW3050B)					
Lead	2300	21		mg/Kg-dry	100	Analyst: JG 1/3/2013

Qualifiers:

ND - Not Detected at the Reporting Limit
J - Analyte detected below quantitation limits
B - Analyte detected in the associated Method Blank
HT - Sample received past holding time
* - Non-accredited parameter

RL - Reporting / Quantitation Limit for the analysis
S - Spike Recovery outside accepted recovery limits
R - RPD outside accepted recovery limits
E - Value above quantitation range
H - Holding time exceeded

STAT Analysis Corporation*2242 West Harrison St., Suite 200, Chicago, IL 60612-3766**Tel: (312) 733-0551 Fax: (312) 733-2386 STATinfo@STATAnalysis.com**Accreditation Numbers: IEPA ELAP 100445; ORELAP IL300001; AIHA 101160; NVLAP LabCode 101202***Report Date:** January 09, 2013**Print Date:** January 09, 2013

Client:	Weston Solutions	Client Sample ID:	PA-AY03HS(0-6)-121912
Lab Order:	12120653	Tag Number:	Course Grained
Project:	20405.012.008.2038.00, Pilsen Soil, SA, Pilsen	Collection Date:	12/19/2012 5:30:00 PM
Lab ID:	12120653-023C	Matrix:	Soil

Analyses	Result	RL	Qualifier	Units	DF	Date Analyzed
Metals by ICP/MS	SW6020 (SW3050B)				Prep Date: 1/3/2013	Analyst: JG
Lead	1400	21		mg/Kg-dry	100	1/3/2013

Qualifiers:

ND - Not Detected at the Reporting Limit
J - Analyte detected below quantitation limits
B - Analyte detected in the associated Method Blank
HT - Sample received past holding time
* - Non-accredited parameter

RL - Reporting / Quantitation Limit for the analysis
S - Spike Recovery outside accepted recovery limits
R - RPD outside accepted recovery limits
E - Value above quantitation range
H - Holding time exceeded

**PILSEN AREA SOIL SITE
CHICAGO, ILLINOIS
DATA VALIDATION REPORT**

Date: May 28, 2013

Laboratory: STAT Analysis Corporation (STAT), Chicago, Illinois

Laboratory Project #: 13050282

Data Validation Performed By: Lisa Graczyk, Weston Solutions, Inc. (WESTON®) Superfund Technical Assessment and Response Team (START)

Analytical TDD and Work Order #: S05-0001-1211-003/20405.016.001.2038.00

This data validation report has been prepared by WESTON START under the START III Region V contract. This report documents the data validation for 33 soil samples collected for the Pilsen Area Soil Site that were analyzed for the following parameters and U.S. Environmental Protection Agency methods:

- Total Metals by SW-846 Methods 6020 and 7471A
- Fine Grained Lead by SW-846 Method 6020
- Bioavailability Lead by EPA Method 9200 and SW-846 Method 6020
- Toxicity Characteristic Leaching Procedure (TCLP) Lead by SW-846 Methods 1311 and 6020
- pH by SW-846 Method 9045C
- Moisture Content by ASTM D2974

A level II data package was requested from STAT. The data validation was conducted in general accordance with the EPA "Contract Laboratory Program National Functional Guidelines for Inorganic Superfund Data Review" dated January 2010. The Attachment contains the results summary sheets with the hand-written qualifiers applied during data validation.

**TOTAL METALS AND FINE GRAINED LEAD BY EPA SW-846 METHODS 6020 AND 7471A
AND BIOAVAILABLE LEAD BY EPA METHOD 9200 AND SW-846 METHOD 6020**

1. Samples

Attachment A summarizes the samples for which this data validation is being conducted. It includes but the laboratory sample identification, the WESTON START sample identification, and the date and time of sample collection.

2. Holding Times

The samples were analyzed within the required holding time limit of 28 days for mercury and 180 days from sample collection to analysis for all other metals.

3. Blank Results

Method blanks were analyzed with the metals analyses. The blanks contained no metals contamination above the reporting limits. There were detections of some metals below the reporting limits in the blanks. However, the sample results were much greater or contained no detections of these metals. No qualifications were required.

4. Laboratory Control Sample (LCS) Results

The LCS recoveries were within the quality control (QC) limits except for as follows.

In one LCS, antimony was detected high. Detected antimony results associated with this LCS were flagged “J” as estimated.

5. Matrix Spike (MS) and MS Duplicate (MSD) Results

STAT analyzed several site-specific MS/MSDs. The percent recoveries and relative percent differences (RPD) were within QC limits except for as follows.

In many instances of QC limits not being met, the sample concentration was more than four times the spike amount. In these instances, no qualifications were required.

In the MS and MSD of sample PA-RR14,15,16(0-6)-050613, the antimony recovery was low. The antimony result in this sample was flagged “J” as estimated.

In the MS and MSD of sample PA-351-01(0-6)-050713, the copper recovery was high and the antimony recovery was low. The copper result in this sample was flagged “J” and the quantitation limit for antimony was flagged “UJ” as estimated.

6. Field Duplicate Results

There are two field duplicate samples associated with this work order that are identified by a “D” suffix in the sample name.

The field duplicate results were evaluated by calculating the RPDs between the investigative and field duplicate sample results. There is no established QC limit for RPD for field duplicates; however, 50 RPD is generally used for evaluation. The RPDs for detected metals were below 50 which is acceptable.

7. Overall Assessment

The metals data are acceptable for use as qualified based on the information received.

TCLP METALS BY EPA SW-846 METHODS 1311 AND 6020

1. Samples

Attachment A summarizes the samples for which this data validation is being conducted. It includes but the laboratory sample identification, the WESTON START sample identification, and the date and time of sample collection.

2. Holding Times

The samples were analyzed within the required holding time limit of 180 days from sample collection.

3. Blank Results

Method blanks were analyzed with the metals analyses. Some of the blanks contained some minor lead contamination. However, the TCLP lead results were much greater than the blank results and no qualifications were required.

4. LCS Results

The LCS recoveries were within the QC limits.

5. MS and MSD Results

STAT analyzed two site-specific MS/MSD samples. The percent recoveries and RPDs were within QC limits except for as follows.

6. Field Duplicate Results

There are two field duplicate samples associated with this work order that are identified by a “D” suffix in the sample name.

The field duplicate results were evaluated by calculating the RPDs between the investigative and field duplicate sample results. There is no established QC limit for RPD for field duplicates; however, 50 RPD is generally used for evaluation. The RPD for one of the field duplicates was below 50 which is acceptable. The RPD for field duplicate PA-RR01,02(6-24)050613D had a high RPD of 134 indicating sample heterogeneity associated with TCLP lead in this sample.

7. Overall Assessment

The TCLP lead data are acceptable for use as qualified based on the information received.

GENERAL CHEMISTRY PARAMETERS (pH by SW-846 Method 9045C and Moisture Content by ASTM D2974)

1. Samples

Attachment A summarizes the samples for which this data validation is being conducted. It includes but the laboratory sample identification, the WESTON START sample identification, and the date and time of sample collection.

2. Holding Times

The holding time for pH is “as soon as possible” and the holding time for moisture is 28 days. The holding time for moisture was met. For pH, the samples were analyzed approximately 6- 7 days from sample collection. No qualifications were applied.

3. Blank Results

Method blanks were analyzed with the moisture analyses and were all non-detect for moisture which is acceptable.

4. LCS Results

LCSs were analyzed with the moisture analyses. The LCS recoveries were within the QC limits.

5. Laboratory Duplicates

Laboratory duplicates were analyzed with the pH and moisture analyses. The RPDs were within QC limits.

6. Field Duplicate Results

There are two field duplicate samples associated with this work order that are identified by a “D” suffix in the sample name.

The field duplicate results were evaluated by calculating the RPDs between the investigative and field duplicate sample results. The RPDs were below 50 which is acceptable.

Data Validation Report
Pilsen Area Soil Site
STAT Analysis Corporation
Laboratory Project #: 13050282

7. Overall Assessment

The pH and moisture data are acceptable for use as qualified based on the information received.

Data Validation Report
Pilsen Area Soil Site
STAT Analysis Corporation
Laboratory Project #: 13050282

ATTACHMENT A

SAMPLE LIST

Client: Weston Solutions
Project: Pilsen Soil Site, Pilsen, Chicago, IL
Lab Order: 13050282

Work Order Sample Summary

Lab Sample ID	Client Sample ID	Tag Number	Collection Date	Date Received
13050282-001A	PA-RR14,15,16(0-6)-050613		5/6/2013 3:40:00 PM	5/7/2013
13050282-001B	PA-RR14,15,16(0-6)-050613	Fine Grained	5/6/2013 3:40:00 PM	5/3/2013
13050282-002A	PA-RR14,15,16(6-24)-050613		5/6/2013 3:50:00 PM	5/7/2013
13050282-002B	PA-RR14,15,16(6-24)-050613	Fine Grained	5/6/2013 3:50:00 PM	5/7/2013
13050282-003A	PA-RR11,13(0-6)-050613		5/6/2013 4:00:00 PM	5/7/2013
13050282-003B	PA-RR11,13(0-6)-050613	Fine Grained	5/6/2013 4:00:00 PM	5/7/2013
13050282-004A	PA-RR11,13(6-24)-050613		5/6/2013 4:05:00 PM	5/7/2013
13050282-004B	PA-RR11,13(6-24)-050613	Fine Grained	5/6/2013 4:05:00 PM	5/7/2013
13050282-005A	PA-RR10,12(0-6)-050613		5/6/2013 4:15:00 PM	5/7/2013
13050282-005B	PA-RR10,12(0-6)-050613	Fine Grained	5/6/2013 4:15:00 PM	5/7/2013
13050282-006A	PA-RR10,12(6-24)-050613		5/6/2013 4:20:00 PM	5/7/2013
13050282-006B	PA-RR10,12(6-24)-050613	Fine Grained	5/6/2013 4:20:00 PM	5/7/2013
13050282-007A	PA-RR07,08(0-6)-050613		5/6/2013 4:30:00 PM	5/7/2013
13050282-007B	PA-RR07,08(0-6)-050613	Fine Grained	5/6/2013 4:30:00 PM	5/7/2013
13050282-008A	PA-RR07,08(6-24)-050613		5/6/2013 4:35:00 PM	5/7/2013
13050282-008B	PA-RR07,08(6-24)-050613	Fine Grained	5/6/2013 4:35:00 PM	5/7/2013
13050282-009A	PA-RR01,02(0-6)-050613		5/6/2013 4:40:00 PM	5/7/2013
13050282-009B	PA-RR01,02(0-6)-050613	Fine Grained	5/6/2013 4:40:00 PM	5/7/2013
13050282-010A	PA-RR01,02(6-24)-050613		5/6/2013 4:45:00 PM	5/7/2013
13050282-010B	PA-RR01,02(6-24)-050613	Fine Grained	5/6/2013 4:45:00 PM	5/7/2013
13050282-011A	PA-RR04,06(0-6)-050613		5/6/2013 4:55:00 PM	5/7/2013
13050282-011B	PA-RR04,06(0-6)-050613	Fine Grained	5/6/2013 4:55:00 PM	5/7/2013
13050282-011C	PA-RR04,06(0-6)-050613	Course Grained	5/6/2013 4:55:00 PM	5/7/2013
13050282-012A	PA-RR04,06(6-24)-050613		5/6/2013 5:00:00 PM	5/7/2013
13050282-012B	PA-RR04,06(6-24)-050613	Fine Grained	5/6/2013 5:00:00 PM	5/7/2013
13050282-013A	PA-RR01,02(6-24)-050613D		5/6/2013 4:50:00 PM	5/7/2013
13050282-013B	PA-RR01,02(6-24)-050613D	Fine Grained	5/6/2013 4:50:00 PM	5/7/2013
13050282-014A	PA-375-01(0-6)-050713D		5/7/2013 9:40:00 AM	5/7/2013
13050282-014B	PA-375-01(0-6)-050713D	Fine Grained	5/7/2013 9:40:00 AM	5/7/2013
13050282-014C	PA-375-01(0-6)-050713D	Course Grained	5/7/2013 9:40:00 AM	5/7/2013
13050282-015A	PA-375-02(0-12)-050713		5/7/2013 9:45:00 AM	5/7/2013
13050282-015B	PA-375-02(0-12)-050713	Fine Grained	5/7/2013 9:45:00 AM	5/7/2013
13050282-016A	PA-370-01(0-6)-050713		5/7/2013 10:45:00 AM	5/7/2013
13050282-016B	PA-370-01(0-6)-050713	Fine Grained	5/7/2013 10:45:00 AM	5/7/2013
13050282-017A	PA-370-01(0-6)-050713D		5/7/2013 10:50:00 AM	5/7/2013
13050282-017B	PA-370-01(0-6)-050713D	Fine Grained	5/7/2013 10:50:00 AM	5/7/2013
13050282-018A	PA-370-02(0-6)-050713		5/7/2013 10:55:00 AM	5/7/2013
13050282-018B	PA-370-02(0-6)-050713	Fine Grained	5/7/2013 10:55:00 AM	5/7/2013

Client: Weston Solutions
Project: Pilsen Soil Site, Pilsen, Chicago, IL
Lab Order: 13050282

Work Order Sample Summary

Lab Sample ID	Client Sample ID	Tag Number	Collection Date	Date Received
13050282-019A	PA-370-02(6-12)-050713		5/7/2013 11:00:00 AM	5/7/2013
13050282-019B	PA-370-02(6-12)-050713	Fine Grained	5/7/2013 11:00:00 AM	5/7/2013
13050282-020A	PA-369-01(0-6)-050713		5/7/2013 12:20:00 PM	5/7/2013
13050282-020B	PA-369-01(0-6)-050713	Fine Grained	5/7/2013 12:20:00 PM	5/7/2013
13050282-021A	PA-369-01(0-2)-050713		5/7/2013 12:15:00 PM	5/7/2013
13050282-021B	PA-369-01(0-2)-050713	Fine Grained	5/7/2013 12:15:00 PM	5/7/2013
13050282-022A	PA-369-02(0-12)-050713		5/7/2013 12:25:00 PM	5/7/2013
13050282-022B	PA-369-02(0-12)-050713	Fine Grained	5/7/2013 12:25:00 PM	5/7/2013
13050282-023A	PA-369-03,04(0-6)-050713		5/7/2013 12:30:00 PM	5/7/2013
13050282-023B	PA-369-03,04(0-6)-050713	Fine Grained	5/7/2013 12:30:00 PM	5/7/2013
13050282-024A	PA-371-01(0-6)-050713		5/7/2013 2:15:00 PM	5/7/2013
13050282-024B	PA-371-01(0-6)-050713	Fine Grained	5/7/2013 2:15:00 PM	5/7/2013
13050282-025A	PA-371-02(0-6)-050713		5/7/2013 2:20:00 PM	5/7/2013
13050282-025B	PA-371-02(0-6)-050713	Fine Grained	5/7/2013 2:20:00 PM	5/7/2013
13050282-026A	PA-371-02(0-6)-050713D		5/7/2013 2:25:00 PM	5/7/2013
13050282-026B	PA-371-02(0-6)-050713D	Fine Grained	5/7/2013 2:25:00 PM	5/7/2013
13050282-027A	PA-349-01(0-6)-050713		5/7/2013 3:20:00 PM	5/7/2013
13050282-027B	PA-349-01(0-6)-050713	Fine Grained	5/7/2013 3:20:00 PM	5/7/2013
13050282-028A	PA-349-02(0-12)-050713		5/7/2013 3:25:00 PM	5/7/2013
13050282-028B	PA-349-02(0-12)-050713	Fine Grained	5/7/2013 3:25:00 PM	5/7/2013
13050282-029A	PA-349-03(0-6)-050713		5/7/2013 4:30:00 PM	5/7/2013
13050282-029B	PA-349-03(0-6)-050713	Fine Grained	5/7/2013 4:30:00 PM	5/7/2013
13050282-030A	PA-351-01(0-6)-050713		5/7/2013 3:45:00 PM	5/7/2013
13050282-030B	PA-351-01(0-6)-050713	Fine Grained	5/7/2013 3:45:00 PM	5/7/2013
13050282-031A	PA-141-01(0-6)-050713		5/7/2013 5:40:00 PM	5/7/2013
13050282-031B	PA-141-01(0-6)-050713	Fine Grained	5/7/2013 5:40:00 PM	5/7/2013
13050282-032A	PA-141-02(0-6)-050713		5/7/2013 5:45:00 PM	5/7/2013
13050282-032B	PA-141-02(0-6)-050713	Fine Grained	5/7/2013 5:45:00 PM	5/7/2013
13050282-033A	PA-141-03(0-6)-050713		5/7/2013 5:50:00 PM	5/7/2013
13050282-033B	PA-141-03(0-6)-050713	Fine Grained	5/7/2013 5:50:00 PM	5/7/2013

Data Validation Report
Pilsen Area Soil Site
STAT Analysis Corporation
Laboratory Project #: 13050282

ATTACHMENT B

STAT ANALYSIS CORPORATION RESULTS SUMMARY WITH QUALIFIERS

STAT Analysis Corporation

2242 West Harrison St., Suite 200, Chicago, IL 60612-3766

Tel: (312) 733-0551 Fax: (312) 733-2386 STATinfo@STATAnalysis.com

Accreditation Numbers: IEPA ELAP 100445; ORELAP IL300001; AIHA 101160; NVLAP LabCode 101202

Report Date: May 23, 2013

Print Date: May 23, 2013

Client:	Weston Solutions	Client Sample ID:	PA-RR14,15,16(0-6)-050613
Lab Order:	13050282	Tag Number:	
Project:	Pilsen Soil Site, Pilsen, Chicago, IL	Collection Date	5/6/2013 3:40:00 PM
Lab ID:	13050282-001A	Matrix:	Soil

Analyses	Result	RL	Qualifier	Units	DF	Date Analyzed
Mercury	SW7471A					Prep Date: 5/13/2013 Analyst: LB
Mercury	1.2	0.2		mg/Kg-dry	10	5/13/2013
Metals by ICP/MS	SW6020 (SW3050B)					Prep Date: 5/13/2013 Analyst: JG
Antimony	4.7 J	4.3		mg/Kg-dry	20	5/14/2013
Cadmium	9.5	1.1		mg/Kg-dry	20	5/14/2013
Chromium	900	2.2		mg/Kg-dry	20	5/14/2013
Copper	770	5.4		mg/Kg-dry	20	5/14/2013
Lead	1500	1.1		mg/Kg-dry	20	5/14/2013
Tin	130	11	*	mg/Kg-dry	20	5/14/2013
Zinc	5800	54		mg/Kg-dry	100	5/14/2013
TCLP Metals by ICP/MS	SW1311/6020 (SW3005A)					Prep Date: 5/12/2013 Analyst: JG
Lead	0.75	0.005		mg/L	5	5/12/2013
pH (25 °C)	SW9045C					Prep Date: 5/14/2013 Analyst: PBG
pH	8.2			pH Units	1	5/14/2013
Percent Moisture	D2974					Prep Date: 5/11/2013 Analyst: RW
Percent Moisture	11.8	0.2	*	wt%	1	5/11/2013

LD
5/28/13

Qualifiers:	ND - Not Detected at the Reporting Limit	RL - Reporting / Quantitation Limit for the analysis
	J - Analyte detected below quantitation limits	S - Spike Recovery outside accepted recovery limits
	B - Analyte detected in the associated Method Blank	R - RPD outside accepted recovery limits
	HT - Sample received past holding time	E - Value above quantitation range
	* - Non-accredited parameter	H - Holding time exceeded

STAT Analysis Corporation

2242 West Harrison St., Suite 200, Chicago, IL 60612-3766

Tel: (312) 733-0551 Fax: (312) 733-2386 STATinfo@STATAnalysis.com

Accreditation Numbers: IEPA ELAP 100445; ORELAP IL300001; AIHA 101160; NVLAP LabCode 101202

Report Date: May 23, 2013

Print Date: May 23, 2013

Client:	Weston Solutions	Client Sample ID:	PA-RR14,15,16(0-6)-050613
Lab Order:	13050282	Tag Number:	Fine Grained
Project:	Pilsen Soil Site, Pilsen, Chicago, IL	Collection Date	5/6/2013 3:40:00 PM
Lab ID:	13050282-001B	Matrix:	Soil

Analyses	Result	RL	Qualifier	Units	DF	Date Analyzed
Metals by ICP/MS	SW6020 (SW3050B)				Prep Date: 5/19/2013	Analyst: JG
Lead	3200	9.9		mg/Kg-dry	100	5/19/2013

Qualifiers:	ND - Not Detected at the Reporting Limit	RL - Reporting / Quantitation Limit for the analysis
	J - Analyte detected below quantitation limits	S - Spike Recovery outside accepted recovery limits
	B - Analyte detected in the associated Method Blank	R - RPD outside accepted recovery limits
	HT - Sample received past holding time	E - Value above quantitation range
	* - Non-accredited parameter	H - Holding time exceeded

STAT Analysis Corporation

2242 West Harrison St., Suite 200, Chicago, IL 60612-3766

Tel: (312) 733-0551 Fax: (312) 733-2386 STATinfo@STATAnalysis.com

Accreditation Numbers: IEPA ELAP 100445; ORELAP IL300001; AIHA 101160; NVLAP LabCode 101202

Report Date: May 23, 2013

Print Date: May 23, 2013

Client:	Weston Solutions	Client Sample ID:	PA-RR14,15,16(6-24)-050613
Lab Order:	13050282	Tag Number:	
Project:	Pilsen Soil Site, Pilsen, Chicago, IL	Collection Date	5/6/2013 3:50:00 PM
Lab ID:	13050282-002A	Matrix:	Soil

Analyses	Result	RL	Qualifier	Units	DF	Date Analyzed
Mercury	SW7471A					
Mercury	0.78	0.04		mg/Kg-dry	2	Prep Date: 5/13/2013 Analyst: LB 5/13/2013
Metals by ICP/MS	SW6020 (SW3050B)					
Antimony	5.2 J	4.5		mg/Kg-dry	20	Prep Date: 5/13/2013 Analyst: JG 5/14/2013
Cadmium	11	1.1		mg/Kg-dry	20	5/14/2013
Chromium	2000	2.3		mg/Kg-dry	20	5/14/2013
Copper	900	5.7		mg/Kg-dry	20	5/14/2013
Lead	2200	1.1		mg/Kg-dry	20	5/14/2013
Tin	120	11	*	mg/Kg-dry	20	5/14/2013
Zinc	4700	57		mg/Kg-dry	100	5/14/2013
TCLP Metals by ICP/MS	SW1311/6020 (SW3005A)					
Lead	0.35	0.005		mg/L	5	Prep Date: 5/12/2013 Analyst: JG 5/12/2013
pH (25 °C)	SW9045C					
pH	7.9			pH Units	1	Prep Date: 5/14/2013 Analyst: PBG 5/14/2013
Percent Moisture	D2974					
Percent Moisture	16.6	0.2	*	wt%	1	Prep Date: 5/11/2013 Analyst: RW 5/11/2013

2J
5/28/13

Qualifiers:	ND - Not Detected at the Reporting Limit	RL - Reporting / Quantitation Limit for the analysis
	J - Analyte detected below quantitation limits	S - Spike Recovery outside accepted recovery limits
	B - Analyte detected in the associated Method Blank	R - RPD outside accepted recovery limits
	HT - Sample received past holding time	E - Value above quantitation range
	* - Non-accredited parameter	H - Holding time exceeded

STAT Analysis Corporation*2242 West Harrison St., Suite 200, Chicago, IL 60612-3766**Tel: (312) 733-0551 Fax: (312) 733-2386 STATinfo@STATAnalysis.com**Accreditation Numbers: IEPA ELAP 100445; ORELAP IL300001; AIHA 101160; NVLAP LabCode 101202***Report Date:** May 23, 2013**Print Date:** May 23, 2013

Client:	Weston Solutions	Client Sample ID:	PA-RR14,15,16(6-24)-050613
Lab Order:	13050282	Tag Number:	Fine Grained
Project:	Pilsen Soil Site, Pilsen, Chicago, IL	Collection Date	5/6/2013 3:50:00 PM
Lab ID:	13050282-002B	Matrix:	Soil

Analyses	Result	RL	Qualifier	Units	DF	Date Analyzed
Metals by ICP/MS	SW6020 (SW3050B)				Prep Date: 5/19/2013	Analyst: JG
Lead	2200	10		mg/Kg-dry	100	5/19/2013

Qualifiers:	ND - Not Detected at the Reporting Limit	RL - Reporting / Quantitation Limit for the analysis
	J - Analyte detected below quantitation limits	S - Spike Recovery outside accepted recovery limits
	B - Analyte detected in the associated Method Blank	R - RPD outside accepted recovery limits
	HT - Sample received past holding time	E - Value above quantitation range
	* - Non-accredited parameter	H - Holding time exceeded

STAT Analysis Corporation

2242 West Harrison St., Suite 200, Chicago, IL 60612-3766

Tel: (312) 733-0551 Fax: (312) 733-2386 STATinfo@STATAnalysis.com

Accreditation Numbers: IEPA ELAP 100445; ORELAP IL300001; AIHA 101160; NVLAP LabCode 101202

Report Date: May 23, 2013

Print Date: May 23, 2013

Client:	Weston Solutions	Client Sample ID:	PA-RR11,13(0-6)-050613
Lab Order:	13050282	Tag Number:	
Project:	Pilsen Soil Site, Pilsen, Chicago, IL	Collection Date	5/6/2013 4:00:00 PM
Lab ID:	13050282-003A	Matrix:	Soil

Analyses	Result	RL	Qualifier	Units	DF	Date Analyzed
Mercury	SW7471A					
Mercury	0.55	0.02		mg/Kg-dry	1	Prep Date: 5/13/2013 Analyst: LB 5/13/2013
Metals by ICP/MS	SW6020 (SW3050B)					
Antimony	6.4	4.6		mg/Kg-dry	20	Prep Date: 5/13/2013 Analyst: JG 5/14/2013
Cadmium	9.3	5.7		mg/Kg-dry	100	5/13/2013
Chromium	220	11		mg/Kg-dry	100	5/13/2013
Copper	650	5.7		mg/Kg-dry	20	5/14/2013
Lead	940	11		mg/Kg-dry	100	5/13/2013
Tin	70	11	*	mg/Kg-dry	20	5/14/2013
Zinc	2200	57		mg/Kg-dry	100	5/14/2013
TCLP Metals by ICP/MS	SW1311/6020 (SW3005A)					
Lead	0.13	0.005		mg/L	5	Prep Date: 5/12/2013 Analyst: JG 5/12/2013
pH (25 °C)	SW9045C					
pH	7.9			pH Units	1	Prep Date: 5/14/2013 Analyst: PBG 5/14/2013
Percent Moisture	D2974					
Percent Moisture	13.0	0.2	*	wt%	1	Prep Date: 5/11/2013 Analyst: RW 5/11/2013

24
5/28/13

Qualifiers:	ND - Not Detected at the Reporting Limit	RL - Reporting / Quantitation Limit for the analysis
	J - Analyte detected below quantitation limits	S - Spike Recovery outside accepted recovery limits
	B - Analyte detected in the associated Method Blank	R - RPD outside accepted recovery limits
	HT - Sample received past holding time	E - Value above quantitation range
	* - Non-accredited parameter	H - Holding time exceeded

STAT Analysis Corporation*2242 West Harrison St., Suite 200, Chicago, IL 60612-3766**Tel: (312) 733-0551 Fax: (312) 733-2386 STATinfo@STATAnalysis.com**Accreditation Numbers: IEPA ELAP 100445; ORELAP IL300001; AIHA 101160; NVLAP LabCode 101202***Report Date:** May 23, 2013**Print Date:** May 23, 2013

Client:	Weston Solutions	Client Sample ID:	PA-RR11,13(0-6)-050613
Lab Order:	13050282	Tag Number:	Fine Grained
Project:	Pilsen Soil Site, Pilsen, Chicago, IL	Collection Date	5/6/2013 4:00:00 PM
Lab ID:	13050282-003B	Matrix:	Soil

Analyses	Result	RL	Qualifier	Units	DF	Date Analyzed
Metals by ICP/MS	SW6020 (SW3050B)				Prep Date: 5/19/2013	Analyst: JG
Lead	900	9.7		mg/Kg-dry	100	5/19/2013

Qualifiers:	ND - Not Detected at the Reporting Limit	RL - Reporting / Quantitation Limit for the analysis
	J - Analyte detected below quantitation limits	S - Spike Recovery outside accepted recovery limits
	B - Analyte detected in the associated Method Blank	R - RPD outside accepted recovery limits
	HT - Sample received past holding time	E - Value above quantitation range
	* - Non-accredited parameter	H - Holding time exceeded

STAT Analysis Corporation

2242 West Harrison St., Suite 200, Chicago, IL 60612-3766

Tel: (312) 733-0551 Fax: (312) 733-2386 STATinfo@STATAnalysis.com

Accreditation Numbers: IEPA ELAP 100445; ORELAP IL300001; AIHA 101160; NVLAP LabCode 101202

Report Date: May 23, 2013

Print Date: May 23, 2013

Client: Weston Solutions

Client Sample ID: PA-RR11,13(6-24)-050613

Lab Order: 13050282

Tag Number:

Project: Pilsen Soil Site, Pilsen, Chicago, IL

Collection Date 5/6/2013 4:05:00 PM

Lab ID: 13050282-004A

Matrix: Soil

Analyses	Result	RL	Qualifier	Units	DF	Date Analyzed
Mercury	SW7471A					Prep Date: 5/13/2013 Analyst: LB
Mercury	0.58	0.02		mg/Kg-dry	1	5/13/2013
Metals by ICP/MS	SW6020 (SW3050B)					Prep Date: 5/13/2013 Analyst: JG
Antimony	8.8 J	4.5		mg/Kg-dry	20	5/14/2013
Cadmium	8.6	5.6		mg/Kg-dry	100	5/13/2013
Chromium	43	11		mg/Kg-dry	100	5/13/2013
Copper	360	5.6		mg/Kg-dry	20	5/14/2013
Lead	1000	11		mg/Kg-dry	100	5/13/2013
Tin	110	11	*	mg/Kg-dry	20	5/14/2013
Zinc	1100	56		mg/Kg-dry	100	5/14/2013
TCLP Metals by ICP/MS	SW1311/6020 (SW3005A)					Prep Date: 5/12/2013 Analyst: JG
Lead	0.022	0.005		mg/L	5	5/12/2013
pH (25 °C)	SW9045C					Prep Date: 5/14/2013 Analyst: PBG
pH	7.9			pH Units	1	5/14/2013
Percent Moisture	D2974					Prep Date: 5/11/2013 Analyst: RW
Percent Moisture	15.3	0.2	*	wt%	1	5/11/2013

24
5/28/13**Qualifiers:**

ND - Not Detected at the Reporting Limit

J - Analyte detected below quantitation limits

B - Analyte detected in the associated Method Blank

HT - Sample received past holding time

* - Non-accredited parameter

RL - Reporting / Quantitation Limit for the analysis

S - Spike Recovery outside accepted recovery limits

R - RPD outside accepted recovery limits

E - Value above quantitation range

H - Holding time exceeded

STAT Analysis Corporation

2242 West Harrison St., Suite 200, Chicago, IL 60612-3766

Tel: (312) 733-0551 Fax: (312) 733-2386 STATinfo@STATAnalysis.com

Accreditation Numbers: IEPA ELAP 100445; ORELAP IL300001; AIHA 101160; NVLAP LabCode 101202

Report Date: May 23, 2013

Print Date: May 23, 2013

Client:	Weston Solutions	Client Sample ID:	PA-RR11,13(6-24)-050613
Lab Order:	13050282	Tag Number:	Fine Grained
Project:	Pilsen Soil Site, Pilsen, Chicago, IL	Collection Date	5/6/2013 4:05:00 PM
Lab ID:	13050282-004B	Matrix:	Soil

Analyses	Result	RL	Qualifier	Units	DF	Date Analyzed
Metals by ICP/MS						
		SW6020 (SW3050B)				
Lead	980	9.9		mg/Kg-dry	100	

Prep Date: 5/19/2013 Analyst: JG
5/19/2013

Qualifiers:

ND - Not Detected at the Reporting Limit
J - Analyte detected below quantitation limits
B - Analyte detected in the associated Method Blank
HT - Sample received past holding time
* - Non-accredited parameter

RL - Reporting / Quantitation Limit for the analysis
S - Spike Recovery outside accepted recovery limits
R - RPD outside accepted recovery limits
E - Value above quantitation range
H - Holding time exceeded

STAT Analysis Corporation

2242 West Harrison St., Suite 200, Chicago, IL 60612-3766

Tel: (312) 733-0551 Fax: (312) 733-2386 STATinfo@STATAnalysis.com

Accreditation Numbers: IEPA ELAP 100445; ORELAP IL300001; AIHA 101160; NVLAP LabCode 101202

Report Date: May 23, 2013

Print Date: May 23, 2013

Client:	Weston Solutions	Client Sample ID:	PA-RR10,12(0-6)-050613
Lab Order:	13050282	Tag Number:	
Project:	Pilsen Soil Site, Pilsen, Chicago, IL	Collection Date	5/6/2013 4:15:00 PM
Lab ID:	13050282-005A	Matrix:	Soil

Analyses	Result	RL	Qualifier	Units	DF	Date Analyzed
Mercury	SW7471A					Prep Date: 5/13/2013 Analyst: LB
Mercury	1.1	0.22		mg/Kg-dry	10	5/13/2013
Metals by ICP/MS	SW6020 (SW3050B)					Prep Date: 5/13/2013 Analyst: JG
Antimony	14	4.5		mg/Kg-dry	20	5/14/2013
Cadmium	17	5.6		mg/Kg-dry	100	5/13/2013
Chromium	53	11		mg/Kg-dry	100	5/13/2013
Copper	1000	5.6		mg/Kg-dry	20	5/14/2013
Lead	1800	11		mg/Kg-dry	100	5/13/2013
Tin	150	11	*	mg/Kg-dry	20	5/14/2013
Zinc	3800	56		mg/Kg-dry	100	5/14/2013
TCLP Metals by ICP/MS	SW1311/6020 (SW3005A)					Prep Date: 5/14/2013 Analyst: JG
Lead	0.52	0.005		mg/L	5	5/14/2013
pH (25 °C)	SW9045C					Prep Date: 5/14/2013 Analyst: PBG
pH	8.0			pH Units	1	5/14/2013
Percent Moisture	D2974					Prep Date: 5/11/2013 Analyst: RW
Percent Moisture	15.3	0.2	*	wt%	1	5/11/2013

2H
5/28/13

Qualifiers:	ND - Not Detected at the Reporting Limit	RL - Reporting / Quantitation Limit for the analysis
	J - Analyte detected below quantitation limits	S - Spike Recovery outside accepted recovery limits
	B - Analyte detected in the associated Method Blank	R - RPD outside accepted recovery limits
	HT - Sample received past holding time	E - Value above quantitation range
	* - Non-accredited parameter	H - Holding time exceeded

STAT Analysis Corporation*2242 West Harrison St., Suite 200, Chicago, IL 60612-3766**Tel: (312) 733-0551 Fax: (312) 733-2386 STATinfo@STATAnalysis.com**Accreditation Numbers: IEPA ELAP 100445; ORELAP IL300001; AIHA 101160; NVLAP LabCode 101202***Report Date:** May 23, 2013**Print Date:** May 23, 2013

Client:	Weston Solutions	Client Sample ID:	PA-RR10,12(0-6)-050613
Lab Order:	13050282	Tag Number:	Fine Grained
Project:	Pilsen Soil Site, Pilsen, Chicago, IL	Collection Date	5/6/2013 4:15:00 PM
Lab ID:	13050282-005B	Matrix:	Soil

Analyses	Result	RL	Qualifier	Units	DF	Date Analyzed
Metals by ICP/MS		SW6020 (SW3050B)			Prep Date: 5/19/2013	Analyst: JG
Lead	2600	9.9		mg/Kg-dry	100	5/19/2013

Qualifiers:	ND - Not Detected at the Reporting Limit	RL - Reporting / Quantitation Limit for the analysis
	J - Analyte detected below quantitation limits	S - Spike Recovery outside accepted recovery limits
	B - Analyte detected in the associated Method Blank	R - RPD outside accepted recovery limits
	HT - Sample received past holding time	E - Value above quantitation range
	* - Non-accredited parameter	H - Holding time exceeded

STAT Analysis Corporation

2242 West Harrison St., Suite 200, Chicago, IL 60612-3766

Tel: (312) 733-0551 Fax: (312) 733-2386 STATinfo@STATAnalysis.com

Accreditation Numbers: IEPA ELAP 100445; ORELAP IL300001; AIHA 101160; NVLAP LabCode 101202

Report Date: May 23, 2013

Print Date: May 23, 2013

Client:	Weston Solutions	Client Sample ID:	PA-RR10,12(6-24)-050613
Lab Order:	13050282	Tag Number:	
Project:	Pilsen Soil Site, Pilsen, Chicago, IL	Collection Date	5/6/2013 4:20:00 PM
Lab ID:	13050282-006A	Matrix:	Soil

Analyses	Result	RL	Qualifier	Units	DF	Date Analyzed
Mercury	SW7471A					Prep Date: 5/13/2013 Analyst: LB
Mercury	1.5	0.21		mg/Kg-dry	10	5/13/2013
Metals by ICP/MS	SW6020 (SW3050B)					Prep Date: 5/13/2013 Analyst: JG
Antimony	34 J	4.8		mg/Kg-dry	20	5/14/2013
Cadmium	12	5.9		mg/Kg-dry	100	5/13/2013
Chromium	35	12		mg/Kg-dry	100	5/13/2013
Copper	980	5.9		mg/Kg-dry	20	5/14/2013
Lead	2400	12		mg/Kg-dry	100	5/13/2013
Tin	170	12	*	mg/Kg-dry	20	5/14/2013
Zinc	2200	59		mg/Kg-dry	100	5/14/2013
TCLP Metals by ICP/MS	SW1311/6020 (SW3005A)					Prep Date: 5/14/2013 Analyst: JG
Lead	0.68	0.005		mg/L	5	5/15/2013
pH (25 °C)	SW9045C					Prep Date: 5/14/2013 Analyst: PBG
pH	7.9			pH Units	1	5/14/2013
Percent Moisture	D2974					Prep Date: 5/11/2013 Analyst: RW
Percent Moisture	22.2	0.2	*	wt%	1	5/11/2013

LM
5/28/13

Qualifiers:

- ND - Not Detected at the Reporting Limit
- J - Analyte detected below quantitation limits
- B - Analyte detected in the associated Method Blank
- HT - Sample received past holding time
- * - Non-accredited parameter

- RL - Reporting / Quantitation Limit for the analysis
- S - Spike Recovery outside accepted recovery limits
- R - RPD outside accepted recovery limits
- E - Value above quantitation range
- H - Holding time exceeded

STAT Analysis Corporation*2242 West Harrison St., Suite 200, Chicago, IL 60612-3766**Tel: (312) 733-0551 Fax: (312) 733-2386 STATinfo@STATAnalysis.com**Accreditation Numbers: IEPA ELAP 100445; ORELAP IL300001; AIHA 101160; NVLAP LabCode 101202***Report Date:** May 23, 2013**Print Date:** May 23, 2013**Client:** Weston Solutions**Client Sample ID:** PA-RR10,12(6-24)-050613**Lab Order:** 13050282**Tag Number:** Fine Grained**Project:** Pilsen Soil Site, Pilsen, Chicago, IL**Collection Date:** 5/6/2013 4:20:00 PM**Lab ID:** 13050282-006B**Matrix:** Soil

Analyses	Result	RL	Qualifier	Units	DF	Date Analyzed
----------	--------	----	-----------	-------	----	---------------

Metals by ICP/MS**SW6020 (SW3050B)****Prep Date:** 5/19/2013**Analyst:** JG

Lead

2300

9.4

mg/Kg-dry

100

5/19/2013

Qualifiers:

ND - Not Detected at the Reporting Limit

J - Analyte detected below quantitation limits

B - Analyte detected in the associated Method Blank

HT - Sample received past holding time

* - Non-accredited parameter

RL - Reporting / Quantitation Limit for the analysis

S - Spike Recovery outside accepted recovery limits

R - RPD outside accepted recovery limits

E - Value above quantitation range

H - Holding time exceeded

STAT Analysis Corporation

2242 West Harrison St., Suite 200, Chicago, IL 60612-3766

Tel: (312) 733-0551 Fax: (312) 733-2386 STATinfo@STATAnalysis.com

Accreditation Numbers: IEPA ELAP 100445; ORELAP IL300001; AIHA 101160; NVLAP LabCode 101202

Report Date: May 23, 2013

Print Date: May 23, 2013

Client: Weston Solutions

Client Sample ID: PA-RR07,08(0-6)-050613

Lab Order: 13050282

Tag Number:

Project: Pilsen Soil Site, Pilsen, Chicago, IL

Collection Date 5/6/2013 4:30:00 PM

Lab ID: 13050282-007A

Matrix: Soil

Analyses	Result	RL	Qualifier	Units	DF	Date Analyzed
Mercury	SW7471A					
Mercury	0.72	0.022		mg/Kg-dry	1	Prep Date: 5/13/2013 Analyst: LB 5/13/2013
Metals by ICP/MS	SW6020 (SW3050B)					
Antimony	12 J	4.1		mg/Kg-dry	20	Prep Date: 5/13/2013 Analyst: JG 5/14/2013
Cadmium	71	5.1		mg/Kg-dry	100	5/13/2013
Chromium	45	10		mg/Kg-dry	100	5/13/2013
Copper	6500	250		mg/Kg-dry	1000	5/14/2013
Lead	6800	10		mg/Kg-dry	100	5/13/2013
Tin	540	10	*	mg/Kg-dry	20	5/14/2013
Zinc	46000	510		mg/Kg-dry	1000	5/14/2013
TCLP Metals by ICP/MS	SW1311/6020 (SW3005A)					
Lead	3.6	0.005		mg/L	5	Prep Date: 5/14/2013 Analyst: JG 5/15/2013
pH (25 °C)	SW9045C					
pH	8.4			pH Units	1	Prep Date: 5/14/2013 Analyst: PBG 5/14/2013
Percent Moisture	D2974					
Percent Moisture	8.9	0.2	*	wt%	1	Prep Date: 5/11/2013 Analyst: RW 5/11/2013

24
5/28/13

Qualifiers: ND - Not Detected at the Reporting Limit
J - Analyte detected below quantitation limits
B - Analyte detected in the associated Method Blank
HT - Sample received past holding time
* - Non-accredited parameter

RL - Reporting / Quantitation Limit for the analysis
S - Spike Recovery outside accepted recovery limits
R - RPD outside accepted recovery limits
E - Value above quantitation range
H - Holding time exceeded

STAT Analysis Corporation

2242 West Harrison St., Suite 200, Chicago, IL 60612-3766

Tel: (312) 733-0551 Fax: (312) 733-2386 STATinfo@STATAnalysis.com

Accreditation Numbers: IEPA ELAP 100445; ORELAP IL300001; AIHA 101160; NVLAP LabCode 101202

Report Date: May 23, 2013

Print Date: May 23, 2013

Client:	Weston Solutions	Client Sample ID:	PA-RR07,08(0-6)-050613
Lab Order:	13050282	Tag Number:	Fine Grained
Project:	Pilsen Soil Site, Pilsen, Chicago, IL	Collection Date	5/6/2013 4:30:00 PM
Lab ID:	13050282-007B	Matrix:	Soil

Analyses	Result	RL	Qualifier	Units	DF	Date Analyzed
Metals by ICP/MS		SW6020 (SW3050B)			Prep Date: 5/19/2013	Analyst: JG
Lead	7900	9.8		mg/Kg-dry	100	5/19/2013

Qualifiers:

- ND - Not Detected at the Reporting Limit
- J - Analyte detected below quantitation limits
- B - Analyte detected in the associated Method Blank
- HT - Sample received past holding time
- * - Non-accredited parameter

- RL - Reporting / Quantitation Limit for the analysis
- S - Spike Recovery outside accepted recovery limits
- R - RPD outside accepted recovery limits
- E - Value above quantitation range
- H - Holding time exceeded

STAT Analysis Corporation

2242 West Harrison St., Suite 200, Chicago, IL 60612-3766

Tel: (312) 733-0551 Fax: (312) 733-2386 STATinfo@STATAnalysis.com

Accreditation Numbers: IEPA ELAP 100445; ORELAP IL300001; AIHA 101160; NVLAP LabCode 101202

Report Date: May 23, 2013

Print Date: May 23, 2013

Client: Weston Solutions

Client Sample ID: PA-RR07,08(6-24)-050613

Lab Order: 13050282

Tag Number:

Project: Pilsen Soil Site, Pilsen, Chicago, IL

Collection Date 5/6/2013 4:35:00 PM

Lab ID: 13050282-008A

Matrix: Soil

Analyses	Result	RL	Qualifier	Units	DF	Date Analyzed
Mercury	SW7471A					Prep Date: 5/13/2013 Analyst: LB
Mercury	0.65	0.02		mg/Kg-dry	1	5/13/2013
Metals by ICP/MS	SW6020 (SW3050B)					Prep Date: 5/13/2013 Analyst: JG
Antimony	9 J	4.5		mg/Kg-dry	20	5/14/2013
Cadmium	49	5.7		mg/Kg-dry	100	5/13/2013
Chromium	43	11		mg/Kg-dry	100	5/13/2013
Copper	3700	280		mg/Kg-dry	1000	5/14/2013
Lead	5500	11		mg/Kg-dry	100	5/13/2013
Tin	450	11	*	mg/Kg-dry	20	5/14/2013
Zinc	24000	570		mg/Kg-dry	1000	5/14/2013
TCLP Metals by ICP/MS	SW1311/6020 (SW3005A)					Prep Date: 5/14/2013 Analyst: JG
Lead	13	0.005		mg/L	5	5/15/2013
pH (25 °C)	SW9045C					Prep Date: 5/14/2013 Analyst: PBG
pH	9.1			pH Units	1	5/14/2013
Percent Moisture	D2974					Prep Date: 5/11/2013 Analyst: RW
Percent Moisture	19.0	0.2	*	wt%	1	5/11/2013

24
5/28/13**Qualifiers:**

ND - Not Detected at the Reporting Limit

J - Analyte detected below quantitation limits

B - Analyte detected in the associated Method Blank

HT - Sample received past holding time

* - Non-accredited parameter

RL - Reporting / Quantitation Limit for the analysis

S - Spike Recovery outside accepted recovery limits

R - RPD outside accepted recovery limits

E - Value above quantitation range

H - Holding time exceeded

STAT Analysis Corporation

2242 West Harrison St., Suite 200, Chicago, IL 60612-3766

Tel: (312) 733-0551 Fax: (312) 733-2386 STATinfo@STATAnalysis.com

Accreditation Numbers: IEPA ELAP 100445; ORELAP IL300001; AIHA 101160; NVLAP LabCode 101202

Report Date: May 23, 2013

Print Date: May 23, 2013

Client: Weston Solutions

Client Sample ID: PA-RR07,08(6-24)-050613

Lab Order: 13050282

Tag Number: Fine Grained

Project: Pilsen Soil Site, Pilsen, Chicago, IL

Collection Date 5/6/2013 4:35:00 PM

Lab ID: 13050282-008B

Matrix: Soil

Analyses	Result	RL	Qualifier	Units	DF	Date Analyzed
----------	--------	----	-----------	-------	----	---------------

Metals by ICP/MS

SW6020 (SW3050B)

Prep Date: 5/19/2013

Analyst: JG

Lead

9500

9.9

mg/Kg-dry

100

5/19/2013

Qualifiers:

ND - Not Detected at the Reporting Limit

J - Analyte detected below quantitation limits

B - Analyte detected in the associated Method Blank

HT - Sample received past holding time

* - Non-accredited parameter

RL - Reporting / Quantitation Limit for the analysis

S - Spike Recovery outside accepted recovery limits

R - RPD outside accepted recovery limits

E - Value above quantitation range

H - Holding time exceeded

STAT Analysis Corporation

2242 West Harrison St., Suite 200, Chicago, IL 60612-3766

Tel: (312) 733-0551 Fax: (312) 733-2386 STATinfo@STATAnalysis.com

Accreditation Numbers: IEPA ELAP 100445; ORELAP IL300001; AIHA 101160; NVLAP LabCode 101202

Report Date: May 23, 2013

Print Date: May 23, 2013

Client:	Weston Solutions	Client Sample ID:	PA-RR01,02(0-6)-050613
Lab Order:	13050282	Tag Number:	
Project:	Pilsen Soil Site, Pilsen, Chicago, IL	Collection Date	5/6/2013 4:40:00 PM
Lab ID:	13050282-009A	Matrix:	Soil

Analyses	Result	RL	Qualifier	Units	DF	Date Analyzed
Mercury	SW7471A					
Mercury	0.52	0.023		mg/Kg-dry	1	Prep Date: 5/13/2013 Analyst: LB 5/13/2013
Metals by ICP/MS	SW6020 (SW3050B)					
Antimony	19 J	3.9		mg/Kg-dry	20	Prep Date: 5/13/2013 Analyst: JG 5/14/2013
Cadmium	16	4.9		mg/Kg-dry	100	5/13/2013
Chromium	64	9.8		mg/Kg-dry	100	5/13/2013
Copper	9400	240		mg/Kg-dry	1000	5/14/2013
Lead	4000	9.8		mg/Kg-dry	100	5/13/2013
Tin	1300	9.8	*	mg/Kg-dry	20	5/14/2013
Zinc	26000	490		mg/Kg-dry	1000	5/14/2013
TCLP Metals by ICP/MS	SW1311/6020 (SW3005A)					
Lead	0.87	0.005		mg/L	5	Prep Date: 5/14/2013 Analyst: JG 5/15/2013
pH (25 °C)	SW9045C					
pH	8.0			pH Units	1	Prep Date: 5/14/2013 Analyst: PBG 5/14/2013
Percent Moisture	D2974					
Percent Moisture	14.3	0.2	*	wt%	1	Prep Date: 5/11/2013 Analyst: RW 5/11/2013

2H
5/28/13

Qualifiers:	ND - Not Detected at the Reporting Limit	RL - Reporting / Quantitation Limit for the analysis
	J - Analyte detected below quantitation limits	S - Spike Recovery outside accepted recovery limits
	B - Analyte detected in the associated Method Blank	R - RPD outside accepted recovery limits
	HT - Sample received past holding time	E - Value above quantitation range
	* - Non-accredited parameter	H - Holding time exceeded

STAT Analysis Corporation*2242 West Harrison St., Suite 200, Chicago, IL 60612-3766**Tel: (312) 733-0551 Fax: (312) 733-2386 STATinfo@STATAnalysis.com**Accreditation Numbers: IEPA ELAP 100445; ORELAP IL300001; AIHA 101160; NVLAP LabCode 101202***Report Date:** May 23, 2013**Print Date:** May 23, 2013

Client:	Weston Solutions	Client Sample ID:	PA-RR01,02(0-6)-050613
Lab Order:	13050282	Tag Number:	Fine Grained
Project:	Pilsen Soil Site, Pilsen, Chicago, IL	Collection Date:	5/6/2013 4:40:00 PM
Lab ID:	13050282-009B	Matrix:	Soil

Analyses	Result	RL	Qualifier	Units	DF	Date Analyzed
Metals by ICP/MS	SW6020 (SW3050B)				Prep Date: 5/19/2013	Analyst: JG
Lead	4100	9.7		mg/Kg-dry	100	5/19/2013

Qualifiers:

ND - Not Detected at the Reporting Limit

J - Analyte detected below quantitation limits

B - Analyte detected in the associated Method Blank

HT - Sample received past holding time

* - Non-accredited parameter

RL - Reporting / Quantitation Limit for the analysis

S - Spike Recovery outside accepted recovery limits

R - RPD outside accepted recovery limits

E - Value above quantitation range

H - Holding time exceeded

STAT Analysis Corporation

2242 West Harrison St., Suite 200, Chicago, IL 60612-3766

Tel: (312) 733-0551 Fax: (312) 733-2386 STATinfo@STATAnalysis.com

Accreditation Numbers: IEPA ELAP 100445; ORELAP IL300001; AIHA 101160; NVLAP LabCode 101202

Report Date: May 23, 2013

Print Date: May 23, 2013

Client: Weston Solutions

Client Sample ID: PA-RR01,026-24)-050613

Lab Order: 13050282

Tag Number:

Project: Pilsen Soil Site, Pilsen, Chicago, IL

Collection Date 5/6/2013 4:45:00 PM

Lab ID: 13050282-010A

Matrix: Soil

Analyses	Result	RL	Qualifier	Units	DF	Date Analyzed
Mercury	SW7471A					Prep Date: 5/13/2013 Analyst: LB
Mercury	0.63	0.022		mg/Kg-dry	1	5/13/2013
Metals by ICP/MS	SW6020 (SW3050B)					Prep Date: 5/13/2013 Analyst: JG
Antimony	7.4 J	4.3		mg/Kg-dry	20	5/14/2013
Cadmium	6.1	1.1		mg/Kg-dry	20	5/14/2013
Chromium	34	2.1		mg/Kg-dry	20	5/14/2013
Copper	3700	270		mg/Kg-dry	1000	5/14/2013
Lead	1700	11		mg/Kg-dry	100	5/13/2013
Tin	560	11	*	mg/Kg-dry	20	5/14/2013
Zinc	17000	530		mg/Kg-dry	1000	5/14/2013
TCLP Metals by ICP/MS	SW1311/6020 (SW3005A)					Prep Date: 5/14/2013 Analyst: JG
Lead	0.98	0.005		mg/L	5	5/15/2013
pH (25 °C)	SW9045C					Prep Date: 5/14/2013 Analyst: PBG
pH	7.6			pH Units	1	5/14/2013
Percent Moisture	D2974					Prep Date: 5/11/2013 Analyst: RW
Percent Moisture	15.4	0.2	*	wt%	1	5/11/2013

24
5/28/13**Qualifiers:**

ND - Not Detected at the Reporting Limit

J - Analyte detected below quantitation limits

B - Analyte detected in the associated Method Blank

HT - Sample received past holding time

* - Non-accredited parameter

RL - Reporting / Quantitation Limit for the analysis

S - Spike Recovery outside accepted recovery limits

R - RPD outside accepted recovery limits

E - Value above quantitation range

H - Holding time exceeded

STAT Analysis Corporation*2242 West Harrison St., Suite 200, Chicago, IL 60612-3766**Tel: (312) 733-0551 Fax: (312) 733-2386 STATinfo@STATAnalysis.com**Accreditation Numbers: IEPA ELAP 100445; ORELAP IL300001; AIHA 101160; NVLAP LabCode 101202***Report Date:** May 23, 2013**Print Date:** May 23, 2013

Client:	Weston Solutions	Client Sample ID:	PA-RR01,026-24)-050613
Lab Order:	13050282	Tag Number:	Fine Grained
Project:	Pilsen Soil Site, Pilsen, Chicago, IL	Collection Date	5/6/2013 4:45:00 PM
Lab ID:	13050282-010B	Matrix:	Soil

Analyses	Result	RL	Qualifier	Units	DF	Date Analyzed
Metals by ICP/MS	SW6020 (SW3050B)				Prep Date: 5/19/2013	Analyst: JG
Lead	2200	9.8		mg/Kg-dry	100	5/19/2013

Qualifiers:

- ND - Not Detected at the Reporting Limit
- J - Analyte detected below quantitation limits
- B - Analyte detected in the associated Method Blank
- HT - Sample received past holding time
- * - Non-accredited parameter

- RL - Reporting / Quantitation Limit for the analysis
- S - Spike Recovery outside accepted recovery limits
- R - RPD outside accepted recovery limits
- E - Value above quantitation range
- H - Holding time exceeded

STAT Analysis Corporation

2242 West Harrison St., Suite 200, Chicago, IL 60612-3766

Tel: (312) 733-0551 Fax: (312) 733-2386 STATinfo@STATAnalysis.com

Accreditation Numbers: IEPA ELAP 100445; ORELAP IL300001; AIHA 101160; NVLAP LabCode 101202

Report Date: May 23, 2013

Print Date: May 23, 2013

Client:	Weston Solutions	Client Sample ID:	PA-RR04,06(0-6)-050613
Lab Order:	13050282	Tag Number:	
Project:	Pilsen Soil Site, Pilsen, Chicago, IL	Collection Date:	5/6/2013 4:55:00 PM
Lab ID:	13050282-011A	Matrix:	Soil

Analyses	Result	RL	Qualifier	Units	DF	Date Analyzed
Mercury	SW7471A					Prep Date: 5/13/2013 Analyst: LB
Mercury	0.61	0.02		mg/Kg-dry	1	5/13/2013
Metals by ICP/MS	SW6020 (SW3050B)					Prep Date: 5/13/2013 Analyst: JG
Antimony	18 J	4.4		mg/Kg-dry	20	5/14/2013
Cadmium	140	1.1		mg/Kg-dry	20	5/14/2013
Chromium	56	2.2		mg/Kg-dry	20	5/14/2013
Copper	11000	280		mg/Kg-dry	1000	5/14/2013
Lead	11000	56		mg/Kg-dry	1000	5/14/2013
Tin	980	11	*	mg/Kg-dry	20	5/14/2013
Zinc	78000	560		mg/Kg-dry	1000	5/14/2013
TCLP Metals by ICP/MS	SW1311/6020 (SW3005A)					Prep Date: 5/14/2013 Analyst: JG
Lead	12	0.005		mg/L	5	5/15/2013
pH (25 °C)	SW9045C					Prep Date: 5/14/2013 Analyst: PBG
pH	8.1			pH Units	1	5/14/2013
Percent Moisture	D2974					Prep Date: 5/11/2013 Analyst: RW
Percent Moisture	12.8	0.2	*	wt%	1	5/11/2013

ZM
5/28/13

Qualifiers:	ND - Not Detected at the Reporting Limit	RL - Reporting / Quantitation Limit for the analysis
	J - Analyte detected below quantitation limits	S - Spike Recovery outside accepted recovery limits
	B - Analyte detected in the associated Method Blank	R - RPD outside accepted recovery limits
	HT - Sample received past holding time	E - Value above quantitation range
	* - Non-accredited parameter	H - Holding time exceeded

STAT Analysis Corporation

2242 West Harrison St., Suite 200, Chicago, IL 60612-3766

Tel: (312) 733-0551 Fax: (312) 733-2386 STATinfo@STATAnalysis.com

Accreditation Numbers: IEPA ELAP 100445; ORELAP IL300001; AIHA 101160; NVLAP LabCode 101202

Report Date: May 23, 2013

Print Date: May 23, 2013

Client:	Weston Solutions	Client Sample ID:	PA-RR04,06(0-6)-050613
Lab Order:	13050282	Tag Number:	Fine Grained
Project:	Pilsen Soil Site, Pilsen, Chicago, IL	Collection Date	5/6/2013 4:55:00 PM
Lab ID:	13050282-011B	Matrix:	Soil

Analyses	Result	RL	Qualifier	Units	DF	Date Analyzed
In Vitro Extractable Metals by ICP/MS	EPA 9200/6020 (SW3005A)					
Lead	180	1	*	mg/L	200	Prep Date: 5/19/2013 Analyst: JG 5/22/2013
In Vitro Bioaccessibility	EPA 9200/6020					
Lead	77.2	0.01	*	%	1	Prep Date: 5/22/2013 Analyst: JG 5/22/2013
Metals by ICP/MS	SW6020 (SW3050B)					
Lead	23000	4.9		mg/Kg-dry	50	Prep Date: 5/19/2013 Analyst: JG 5/19/2013

Qualifiers:

ND - Not Detected at the Reporting Limit
J - Analyte detected below quantitation limits
B - Analyte detected in the associated Method Blank
HT - Sample received past holding time
* - Non-accredited parameter

RL - Reporting / Quantitation Limit for the analysis
S - Spike Recovery outside accepted recovery limits
R - RPD outside accepted recovery limits
E - Value above quantitation range
H - Holding time exceeded

STAT Analysis Corporation

2242 West Harrison St., Suite 200, Chicago, IL 60612-3766

Tel: (312) 733-0551 Fax: (312) 733-2386 STATinfo@STATAnalysis.com

Accreditation Numbers: IEPA ELAP 100445; ORELAP IL300001; AIHA 101160; NVLAP LabCode 101202

Report Date: May 23, 2013

Print Date: May 23, 2013

Client:	Weston Solutions	Client Sample ID:	PA-RR04,06(6-24)-050613
Lab Order:	13050282	Tag Number:	
Project:	Pilsen Soil Site, Pilsen, Chicago, IL	Collection Date	5/6/2013 5:00:00 PM
Lab ID:	13050282-012A	Matrix:	Soil

Analyses	Result	RL	Qualifier	Units	DF	Date Analyzed
Mercury	SW7471A					Prep Date: 5/13/2013 Analyst: LB
Mercury	1.6	0.22		mg/Kg-dry	10	5/13/2013
Metals by ICP/MS	SW6020 (SW3050B)					Prep Date: 5/13/2013 Analyst: JG
Antimony	ND	4.1		mg/Kg-dry	20	5/14/2013
Cadmium	16	1		mg/Kg-dry	20	5/14/2013
Chromium	27	2		mg/Kg-dry	20	5/14/2013
Copper	1800	250		mg/Kg-dry	1000	5/14/2013
Lead	1700	10		mg/Kg-dry	100	5/13/2013
Tin	240	10	*	mg/Kg-dry	20	5/14/2013
Zinc	9900	510		mg/Kg-dry	1000	5/14/2013
TCLP Metals by ICP/MS	SW1311/6020 (SW3005A)					Prep Date: 5/14/2013 Analyst: JG
Lead	0.24	0.005		mg/L	5	5/15/2013
pH (25 °C)	SW9045C					Prep Date: 5/14/2013 Analyst: PBG
pH	8.3			pH Units	1	5/14/2013
Percent Moisture	D2974					Prep Date: 5/11/2013 Analyst: RW
Percent Moisture	13.5	0.2	*	wt%	1	5/11/2013

Qualifiers:

- ND - Not Detected at the Reporting Limit
- J - Analyte detected below quantitation limits
- B - Analyte detected in the associated Method Blank
- HT - Sample received past holding time
- * - Non-accredited parameter

- RL - Reporting / Quantitation Limit for the analysis
- S - Spike Recovery outside accepted recovery limits
- R - RPD outside accepted recovery limits
- E - Value above quantitation range
- H - Holding time exceeded

STAT Analysis Corporation

2242 West Harrison St., Suite 200, Chicago, IL 60612-3766

Tel: (312) 733-0551 Fax: (312) 733-2386 STATinfo@STATAnalysis.com

Accreditation Numbers: IEPA ELAP 100445; ORELAP IL300001; AIHA 101160; NVLAP LabCode 101202

Report Date: May 23, 2013

Print Date: May 23, 2013

Client:	Weston Solutions	Client Sample ID:	PA-RR04,06(6-24)-050613
Lab Order:	13050282	Tag Number:	Fine Grained
Project:	Pilsen Soil Site, Pilsen, Chicago, IL	Collection Date	5/6/2013 5:00:00 PM
Lab ID:	13050282-012B	Matrix:	Soil

Analyses	Result	RL	Qualifier	Units	DF	Date Analyzed
Metals by ICP/MS	SW6020 (SW3050B)				Prep Date: 5/19/2013	Analyst: JG
Lead	2600	10		mg/Kg-dry	100	5/19/2013

Qualifiers:

ND - Not Detected at the Reporting Limit
J - Analyte detected below quantitation limits
B - Analyte detected in the associated Method Blank
HT - Sample received past holding time
* - Non-accredited parameter

RL - Reporting / Quantitation Limit for the analysis
S - Spike Recovery outside accepted recovery limits
R - RPD outside accepted recovery limits
E - Value above quantitation range
H - Holding time exceeded

STAT Analysis Corporation

2242 West Harrison St., Suite 200, Chicago, IL 60612-3766

Tel: (312) 733-0551 Fax: (312) 733-2386 STATinfo@STATAnalysis.com

Accreditation Numbers: IEPA ELAP 100445; ORELAP IL300001; AIHA 101160; NVLAP LabCode 101202

Report Date: May 23, 2013

Print Date: May 23, 2013

Client:	Weston Solutions	Client Sample ID:	PA-RR01,02(6-24)-050613D
Lab Order:	13050282	Tag Number:	
Project:	Pilsen Soil Site, Pilsen, Chicago, IL	Collection Date	5/6/2013 4:50:00 PM
Lab ID:	13050282-013A	Matrix:	Soil

Analyses	Result	RL	Qualifier	Units	DF	Date Analyzed
Mercury	SW7471A					
Mercury	0.59	0.02		mg/Kg-dry	1	Prep Date: 5/13/2013 Analyst: LB 5/13/2013
Metals by ICP/MS	SW6020 (SW3050B)					
Antimony	ND	23		mg/Kg-dry	100	Prep Date: 5/13/2013 Analyst: JG 5/13/2013
Cadmium	8.6	1.2		mg/Kg-dry	20	5/14/2013
Chromium	35	2.3		mg/Kg-dry	20	5/14/2013
Copper	2500	290		mg/Kg-dry	1000	5/14/2013
Lead	1500	58		mg/Kg-dry	1000	5/14/2013
Tin	600	12	*	mg/Kg-dry	20	5/14/2013
Zinc	14000	580		mg/Kg-dry	1000	5/14/2013
TCLP Metals by ICP/MS	SW1311/6020 (SW3005A)					
Lead	5	0.005		mg/L	5	Prep Date: 5/14/2013 Analyst: JG 5/15/2013
pH (25 °C)	SW9045C					
pH	7.7			pH Units	1	Prep Date: 5/14/2013 Analyst: PBG 5/14/2013
Percent Moisture	D2974					
Percent Moisture	15.7	0.2	*	wt%	1	Prep Date: 5/11/2013 Analyst: RW 5/11/2013

Qualifiers:

- ND - Not Detected at the Reporting Limit
- J - Analyte detected below quantitation limits
- B - Analyte detected in the associated Method Blank
- HT - Sample received past holding time
- * - Non-accredited parameter

- RL - Reporting / Quantitation Limit for the analysis
- S - Spike Recovery outside accepted recovery limits
- R - RPD outside accepted recovery limits
- E - Value above quantitation range
- H - Holding time exceeded

STAT Analysis Corporation*2242 West Harrison St., Suite 200, Chicago, IL 60612-3766**Tel: (312) 733-0551 Fax: (312) 733-2386 STATinfo@STATAnalysis.com**Accreditation Numbers: IEPA ELAP 100445; ORELAP IL300001; AIHA 101160; NVLAP LabCode 101202***Report Date:** May 23, 2013**Print Date:** May 23, 2013

Client:	Weston Solutions	Client Sample ID:	PA-RR01,02(6-24)-050613D
Lab Order:	13050282	Tag Number:	Fine Grained
Project:	Pilsen Soil Site, Pilsen, Chicago, IL	Collection Date	5/6/2013 4:50:00 PM
Lab ID:	13050282-013B	Matrix:	Soil

Analyses	Result	RL	Qualifier	Units	DF	Date Analyzed
Metals by ICP/MS	SW6020 (SW3050B)				Prep Date: 5/19/2013	Analyst: JG
Lead	2200	9.9		mg/Kg-dry	100	5/19/2013

Qualifiers:	ND - Not Detected at the Reporting Limit	RL - Reporting / Quantitation Limit for the analysis
	J - Analyte detected below quantitation limits	S - Spike Recovery outside accepted recovery limits
	B - Analyte detected in the associated Method Blank	R - RPD outside accepted recovery limits
	HT - Sample received past holding time	E - Value above quantitation range
	* - Non-accredited parameter	H - Holding time exceeded

STAT Analysis Corporation

2242 West Harrison St., Suite 200, Chicago, IL 60612-3766

Tel: (312) 733-0551 Fax: (312) 733-2386 STATinfo@STATAnalysis.com

Accreditation Numbers: IEPA ELAP 100445; ORELAP IL300001; AIHA 101160; NVLAP LabCode 101202

Report Date: May 23, 2013

Print Date: May 23, 2013

Client:	Weston Solutions	Client Sample ID:	PA-375-01(0-6)-050713D
Lab Order:	13050282	Tag Number:	
Project:	Pilsen Soil Site, Pilsen, Chicago, IL	Collection Date	5/7/2013 9:40:00 AM
Lab ID:	13050282-014A	Matrix:	Soil

Analyses	Result	RL	Qualifier	Units	DF	Date Analyzed
Mercury	SW7471A					
Mercury	1	0.25		mg/Kg-dry	10	Prep Date: 5/13/2013 Analyst: LB 5/13/2013
Metals by ICP/MS	SW6020 (SW3050B)					
Antimony	ND	4.9		mg/Kg-dry	20	Prep Date: 5/13/2013 Analyst: JG 5/14/2013
Cadmium	11	1.2		mg/Kg-dry	20	5/14/2013
Chromium	40	2.5		mg/Kg-dry	20	5/14/2013
Copper	680	31		mg/Kg-dry	100	5/14/2013
Lead	1800	6.2		mg/Kg-dry	100	5/14/2013
Tin	84	12	*	mg/Kg-dry	20	5/14/2013
Zinc	2900	62		mg/Kg-dry	100	5/14/2013
TCLP Metals by ICP/MS	SW1311/6020 (SW3005A)					
Lead	0.16	0.005		mg/L	5	Prep Date: 5/14/2013 Analyst: JG 5/15/2013
pH (25 °C)	SW9045C					
pH	7.0			pH Units	1	Prep Date: 5/14/2013 Analyst: PBG 5/14/2013
Percent Moisture	D2974					
Percent Moisture	26.4	0.2	*	wt%	1	Prep Date: 5/11/2013 Analyst: RW 5/11/2013

Qualifiers:

- ND - Not Detected at the Reporting Limit
- J - Analyte detected below quantitation limits
- B - Analyte detected in the associated Method Blank
- HT - Sample received past holding time
- * - Non-accredited parameter

- RL - Reporting / Quantitation Limit for the analysis
- S - Spike Recovery outside accepted recovery limits
- R - RPD outside accepted recovery limits
- E - Value above quantitation range
- H - Holding time exceeded

STAT Analysis Corporation

2242 West Harrison St., Suite 200, Chicago, IL 60612-3766

Tel: (312) 733-0551 Fax: (312) 733-2386 STATinfo@STATAnalysis.com

Accreditation Numbers: IEPA ELAP 100445; ORELAP IL300001; AIHA 101160; NVLAP LabCode 101202

Report Date: May 23, 2013

Print Date: May 23, 2013

Client:	Weston Solutions	Client Sample ID:	PA-375-01(0-6)-050713D
Lab Order:	13050282	Tag Number:	Fine Grained
Project:	Pilsen Soil Site, Pilsen, Chicago, IL	Collection Date	5/7/2013 9:40:00 AM
Lab ID:	13050282-014B	Matrix:	Soil

Analyses	Result	RL	Qualifier	Units	DF	Date Analyzed
In Vitro Extractable Metals by ICP/MS	EPA 9200/6020 (SW3005A)					Prep Date: 5/19/2013 Analyst: JG
Lead	22	0.1	*	mg/L	20	5/22/2013
In Vitro Bioaccessibility	EPA 9200/6020					Prep Date: 5/22/2013 Analyst: JG
Lead	80.9	0.01	*	%	1	5/22/2013
Metals by ICP/MS	SW6020 (SW3050B)					Prep Date: 5/19/2013 Analyst: JG
Lead	2700	10		mg/Kg-dry	100	5/19/2013

Qualifiers:

- ND - Not Detected at the Reporting Limit
- J - Analyte detected below quantitation limits
- B - Analyte detected in the associated Method Blank
- HT - Sample received past holding time
- * - Non-accredited parameter

- RL - Reporting / Quantitation Limit for the analysis
- S - Spike Recovery outside accepted recovery limits
- R - RPD outside accepted recovery limits
- E - Value above quantitation range
- H - Holding time exceeded

STAT Analysis Corporation

2242 West Harrison St., Suite 200, Chicago, IL 60612-3766

Tel: (312) 733-0551 Fax: (312) 733-2386 STATinfo@STATAnalysis.com

Accreditation Numbers: IEPA ELAP 100445; ORELAP IL300001; AIHA 101160; NVLAP LabCode 101202

Report Date: May 23, 2013

Print Date: May 23, 2013

Client:	Weston Solutions	Client Sample ID:	PA-375-02(0-12)-050713
Lab Order:	13050282	Tag Number:	
Project:	Pilsen Soil Site, Pilsen, Chicago, IL	Collection Date	5/7/2013 9:45:00 AM
Lab ID:	13050282-015A	Matrix:	Soil

Analyses	Result	RL	Qualifier	Units	DF	Date Analyzed
Mercury	SW7471A					Prep Date: 5/13/2013 Analyst: LB
Mercury	1.3	0.23		mg/Kg-dry	10	5/13/2013
Metals by ICP/MS	SW6020 (SW3050B)					Prep Date: 5/13/2013 Analyst: JG
Antimony	ND	25		mg/Kg-dry	100	5/13/2013
Cadmium	14	1.2		mg/Kg-dry	20	5/14/2013
Chromium	49	2.5		mg/Kg-dry	20	5/14/2013
Copper	750	31		mg/Kg-dry	100	5/14/2013
Lead	2500	6.2		mg/Kg-dry	100	5/14/2013
Tin	130	12	*	mg/Kg-dry	20	5/14/2013
Zinc	3300	62		mg/Kg-dry	100	5/14/2013
TCLP Metals by ICP/MS	SW1311/6020 (SW3005A)					Prep Date: 5/14/2013 Analyst: JG
Lead	0.4	0.005		mg/L	5	5/15/2013
pH (25 °C)	SW9045C					Prep Date: 5/14/2013 Analyst: PBG
pH	7.3			pH Units	1	5/14/2013
Percent Moisture	D2974					Prep Date: 5/11/2013 Analyst: RW
Percent Moisture	24.8	0.2	*	wt%	1	5/11/2013

Qualifiers:

- ND - Not Detected at the Reporting Limit
- J - Analyte detected below quantitation limits
- B - Analyte detected in the associated Method Blank
- HT - Sample received past holding time
- * - Non-accredited parameter

- RL - Reporting / Quantitation Limit for the analysis
- S - Spike Recovery outside accepted recovery limits
- R - RPD outside accepted recovery limits
- E - Value above quantitation range
- H - Holding time exceeded

STAT Analysis Corporation*2242 West Harrison St., Suite 200, Chicago, IL 60612-3766**Tel: (312) 733-0551 Fax: (312) 733-2386 STATinfo@STATAnalysis.com**Accreditation Numbers: IEPA ELAP 100445; ORELAP IL300001; AIHA 101160; NVLAP LabCode 101202***Report Date:** May 23, 2013**Print Date:** May 23, 2013

Client:	Weston Solutions	Client Sample ID:	PA-375-02(0-12)-050713
Lab Order:	13050282	Tag Number:	Fine Grained
Project:	Pilsen Soil Site, Pilsen, Chicago, IL	Collection Date	5/7/2013 9:45:00 AM
Lab ID:	13050282-015B	Matrix:	Soil

Analyses	Result	RL	Qualifier	Units	DF	Date Analyzed
Metals by ICP/MS	SW6020 (SW3050B)				Prep Date: 5/19/2013	Analyst: JG
Lead	3000	9.8		mg/Kg-dry	100	5/19/2013

Qualifiers:

ND - Not Detected at the Reporting Limit
J - Analyte detected below quantitation limits
B - Analyte detected in the associated Method Blank
HT - Sample received past holding time
* - Non-accredited parameter

RL - Reporting / Quantitation Limit for the analysis
S - Spike Recovery outside accepted recovery limits
R - RPD outside accepted recovery limits
E - Value above quantitation range
H - Holding time exceeded

STAT Analysis Corporation

2242 West Harrison St., Suite 200, Chicago, IL 60612-3766

Tel: (312) 733-0551 Fax: (312) 733-2386 STATinfo@STATAnalysis.com

Accreditation Numbers: IEPA ELAP 100445; ORELAP IL300001; AIHA 101160; NVLAP LabCode 101202

Report Date: May 23, 2013

Print Date: May 23, 2013

Client:	Weston Solutions	Client Sample ID:	PA-370-01(0-6)-050713
Lab Order:	13050282	Tag Number:	
Project:	Pilsen Soil Site, Pilsen, Chicago, IL	Collection Date	5/7/2013 10:45:00 AM
Lab ID:	13050282-016A	Matrix:	Soil

Analyses	Result	RL	Qualifier	Units	DF	Date Analyzed
Mercury	SW7471A					
Mercury	0.43	0.021		mg/Kg-dry	1	Prep Date: 5/13/2013 Analyst: LB 5/13/2013
Metals by ICP/MS	SW6020 (SW3050B)					
Antimony	ND	4.6		mg/Kg-dry	20	Prep Date: 5/13/2013 Analyst: JG 5/14/2013
Cadmium	6.9	1.1		mg/Kg-dry	20	5/14/2013
Chromium	44	2.3		mg/Kg-dry	20	5/14/2013
Copper	150	29		mg/Kg-dry	100	5/14/2013
Lead	700	5.7		mg/Kg-dry	100	5/14/2013
Tin	28	11	*	mg/Kg-dry	20	5/14/2013
Zinc	1600	57		mg/Kg-dry	100	5/14/2013
TCLP Metals by ICP/MS	SW1311/6020 (SW3005A)					
Lead	0.33	0.005		mg/L	5	Prep Date: 5/14/2013 Analyst: JG 5/15/2013
pH (25 °C)	SW9045C					
pH	7.7			pH Units	1	Prep Date: 5/14/2013 Analyst: PBG 5/14/2013
Percent Moisture	D2974					
Percent Moisture	18.5	0.2	*	wt%	1	Prep Date: 5/13/2013 Analyst: RW 5/14/2013

Qualifiers:

ND - Not Detected at the Reporting Limit
J - Analyte detected below quantitation limits
B - Analyte detected in the associated Method Blank
HT - Sample received past holding time
* - Non-accredited parameter

RL - Reporting / Quantitation Limit for the analysis
S - Spike Recovery outside accepted recovery limits
R - RPD outside accepted recovery limits
E - Value above quantitation range
H - Holding time exceeded

STAT Analysis Corporation*2242 West Harrison St., Suite 200, Chicago, IL 60612-3766**Tel: (312) 733-0551 Fax: (312) 733-2386 STATinfo@STATAnalysis.com**Accreditation Numbers: IEPA ELAP 100445; ORELAP IL300001; AIHA 101160; NVLAP LabCode 101202***Report Date:** May 23, 2013**Print Date:** May 23, 2013

Client:	Weston Solutions	Client Sample ID:	PA-370-01(0-6)-050713
Lab Order:	13050282	Tag Number:	Fine Grained
Project:	Pilsen Soil Site, Pilsen, Chicago, IL	Collection Date	5/7/2013 10:45:00 AM
Lab ID:	13050282-016B	Matrix:	Soil

Analyses	Result	RL	Qualifier	Units	DF	Date Analyzed
Metals by ICP/MS	SW6020 (SW3050B)				Prep Date: 5/19/2013	Analyst: JG
Lead	1200	9.8		mg/Kg-dry	100	5/19/2013

Qualifiers:

ND - Not Detected at the Reporting Limit

J - Analyte detected below quantitation limits

B - Analyte detected in the associated Method Blank

HT - Sample received past holding time

* - Non-accredited parameter

RL - Reporting / Quantitation Limit for the analysis

S - Spike Recovery outside accepted recovery limits

R - RPD outside accepted recovery limits

E - Value above quantitation range

H - Holding time exceeded

STAT Analysis Corporation

2242 West Harrison St., Suite 200, Chicago, IL 60612-3766

Tel: (312) 733-0551 Fax: (312) 733-2386 STATinfo@STATAnalysis.com

Accreditation Numbers: IEPA ELAP 100445; ORELAP IL300001; AIHA 101160; NVLAP LabCode 101202

Report Date: May 23, 2013

Print Date: May 23, 2013

Client:	Weston Solutions	Client Sample ID:	PA-370-01(0-6)-050713D
Lab Order:	13050282	Tag Number:	
Project:	Pilsen Soil Site, Pilsen, Chicago, IL	Collection Date	5/7/2013 10:50:00 AM
Lab ID:	13050282-017A	Matrix:	Soil

Analyses	Result	RL	Qualifier	Units	DF	Date Analyzed
Mercury	SW7471A					Prep Date: 5/13/2013 Analyst: LB
Mercury	0.48	0.022		mg/Kg-dry	1	5/13/2013
Metals by ICP/MS	SW6020 (SW3050B)					Prep Date: 5/13/2013 Analyst: JG
Antimony	ND	4.8		mg/Kg-dry	20	5/14/2013
Cadmium	5.5	1.2		mg/Kg-dry	20	5/14/2013
Chromium	46	12		mg/Kg-dry	100	5/13/2013
Copper	150	30		mg/Kg-dry	100	5/14/2013
Lead	950	1.2		mg/Kg-dry	20	5/14/2013
Tin	25	12	*	mg/Kg-dry	20	5/14/2013
Zinc	1100	60		mg/Kg-dry	100	5/14/2013
TCLP Metals by ICP/MS	SW1311/6020 (SW3005A)					Prep Date: 5/14/2013 Analyst: JG
Lead	0.27	0.005		mg/L	5	5/15/2013
pH (25 °C)	SW9045C					Prep Date: 5/14/2013 Analyst: PBG
pH	7.8			pH Units	1	5/14/2013
Percent Moisture	D2974					Prep Date: 5/13/2013 Analyst: RW
Percent Moisture	18.5	0.2	*	wt%	1	5/14/2013

Qualifiers:

- ND - Not Detected at the Reporting Limit
- J - Analyte detected below quantitation limits
- B - Analyte detected in the associated Method Blank
- HT - Sample received past holding time
- * - Non-accredited parameter

- RL - Reporting / Quantitation Limit for the analysis
- S - Spike Recovery outside accepted recovery limits
- R - RPD outside accepted recovery limits
- E - Value above quantitation range
- H - Holding time exceeded

STAT Analysis Corporation*2242 West Harrison St., Suite 200, Chicago, IL 60612-3766**Tel: (312) 733-0551 Fax: (312) 733-2386 STATinfo@STATAnalysis.com**Accreditation Numbers: IEPA ELAP 100445; ORELAP IL300001; AIHA 101160; NVLAP LabCode 101202***Report Date:** May 23, 2013**Print Date:** May 23, 2013

Client:	Weston Solutions	Client Sample ID:	PA-370-01(0-6)-050713D
Lab Order:	13050282	Tag Number:	Fine Grained
Project:	Pilsen Soil Site, Pilsen, Chicago, IL	Collection Date	5/7/2013 10:50:00 AM
Lab ID:	13050282-017B	Matrix:	Soil

Analyses	Result	RL	Qualifier	Units	DF	Date Analyzed
Metals by ICP/MS	SW6020 (SW3050B)				Prep Date: 5/19/2013	Analyst: JG
Lead	1200	9.9		mg/Kg-dry	100	5/19/2013

Qualifiers:

ND - Not Detected at the Reporting Limit

J - Analyte detected below quantitation limits

B - Analyte detected in the associated Method Blank

HT - Sample received past holding time

* - Non-accredited parameter

RL - Reporting / Quantitation Limit for the analysis

S - Spike Recovery outside accepted recovery limits

R - RPD outside accepted recovery limits

E - Value above quantitation range

H - Holding time exceeded

STAT Analysis Corporation

2242 West Harrison St., Suite 200, Chicago, IL 60612-3766

Tel: (312) 733-0551 Fax: (312) 733-2386 STATinfo@STATAnalysis.com

Accreditation Numbers: IEPA ELAP 100445; ORELAP IL300001; AIHA 101160; NVLAP LabCode 101202

Report Date: May 23, 2013

Print Date: May 23, 2013

Client:	Weston Solutions	Client Sample ID:	PA-370-02(0-6)-050713
Lab Order:	13050282	Tag Number:	
Project:	Pilsen Soil Site, Pilsen, Chicago, IL	Collection Date	5/7/2013 10:55:00 AM
Lab ID:	13050282-018A	Matrix:	Soil

Analyses	Result	RL	Qualifier	Units	DF	Date Analyzed
Mercury	SW7471A					Prep Date: 5/13/2013 Analyst: LB
Mercury	0.77	0.042		mg/Kg-dry	2	5/13/2013
Metals by ICP/MS	SW6020 (SW3050B)					Prep Date: 5/13/2013 Analyst: JG
Antimony	ND	5		mg/Kg-dry	20	5/14/2013
Cadmium	6.2	1.3		mg/Kg-dry	20	5/14/2013
Chromium	68	13		mg/Kg-dry	100	5/13/2013
Copper	220	31		mg/Kg-dry	100	5/14/2013
Lead	1700	1.3		mg/Kg-dry	20	5/14/2013
Tin	38	13	*	mg/Kg-dry	20	5/14/2013
Zinc	1600	63		mg/Kg-dry	100	5/14/2013
TCLP Metals by ICP/MS	SW1311/6020 (SW3005A)					Prep Date: 5/14/2013 Analyst: JG
Lead	0.4	0.005		mg/L	5	5/15/2013
pH (25 °C)	SW9045C					Prep Date: 5/14/2013 Analyst: PBG
pH	7.7			pH Units	1	5/14/2013
Percent Moisture	D2974					Prep Date: 5/13/2013 Analyst: RW
Percent Moisture	22.1	0.2	*	wt%	1	5/14/2013

Qualifiers:

- ND - Not Detected at the Reporting Limit
- J - Analyte detected below quantitation limits
- B - Analyte detected in the associated Method Blank
- HT - Sample received past holding time
- * - Non-accredited parameter

- RL - Reporting / Quantitation Limit for the analysis
- S - Spike Recovery outside accepted recovery limits
- R - RPD outside accepted recovery limits
- E - Value above quantitation range
- H - Holding time exceeded

STAT Analysis Corporation

2242 West Harrison St., Suite 200, Chicago, IL 60612-3766

Tel: (312) 733-0551 Fax: (312) 733-2386 STATinfo@STATAnalysis.com

Accreditation Numbers: IEPA ELAP 100445; ORELAP IL300001; AIHA 101160; NVLAP LabCode 101202

Report Date: May 23, 2013

Print Date: May 23, 2013

Client:	Weston Solutions	Client Sample ID:	PA-370-02(0-6)-050713
Lab Order:	13050282	Tag Number:	Fine Grained
Project:	Pilsen Soil Site, Pilsen, Chicago, IL	Collection Date	5/7/2013 10:55:00 AM
Lab ID:	13050282-018B	Matrix:	Soil

Analyses	Result	RL	Qualifier	Units	DF	Date Analyzed
Metals by ICP/MS	SW6020 (SW3050B)				Prep Date: 5/19/2013	Analyst: JG
Lead	1000	9.9		mg/Kg-dry	100	5/19/2013

Qualifiers:	ND - Not Detected at the Reporting Limit	RL - Reporting / Quantitation Limit for the analysis
	J - Analyte detected below quantitation limits	S - Spike Recovery outside accepted recovery limits
	B - Analyte detected in the associated Method Blank	R - RPD outside accepted recovery limits
	HT - Sample received past holding time	E - Value above quantitation range
	* - Non-accredited parameter	H - Holding time exceeded

STAT Analysis Corporation

2242 West Harrison St., Suite 200, Chicago, IL 60612-3766

Tel: (312) 733-0551 Fax: (312) 733-2386 STATinfo@STATAnalysis.com

Accreditation Numbers: IEPA ELAP 100445; ORELAP IL300001; AIHA 101160; NVLAP LabCode 101202

Report Date: May 23, 2013

Print Date: May 23, 2013

Client:	Weston Solutions	Client Sample ID:	PA-370-02(6-12)-050713
Lab Order:	13050282	Tag Number:	
Project:	Pilsen Soil Site, Pilsen, Chicago, IL	Collection Date	5/7/2013 11:00:00 AM
Lab ID:	13050282-019A	Matrix:	Soil

Analyses	Result	RL	Qualifier	Units	DF	Date Analyzed
Mercury	SW7471A					Prep Date: 5/13/2013 Analyst: LB
Mercury	1.7	0.25		mg/Kg-dry	10	5/13/2013
Metals by ICP/MS	SW6020 (SW3050B)					Prep Date: 5/13/2013 Analyst: JG
Antimony	ND	4.5		mg/Kg-dry	20	5/14/2013
Cadmium	8.7	1.1		mg/Kg-dry	20	5/14/2013
Chromium	41	11		mg/Kg-dry	100	5/13/2013
Copper	310	28		mg/Kg-dry	100	5/14/2013
Lead	1700	1.1		mg/Kg-dry	20	5/14/2013
Tin	49	11	*	mg/Kg-dry	20	5/14/2013
Zinc	2300	57		mg/Kg-dry	100	5/14/2013
TCLP Metals by ICP/MS	SW1311/6020 (SW3005A)					Prep Date: 5/14/2013 Analyst: JG
Lead	0.36	0.005		mg/L	5	5/15/2013
pH (25 °C)	SW9045C					Prep Date: 5/14/2013 Analyst: PBG
pH	7.7			pH Units	1	5/14/2013
Percent Moisture	D2974					Prep Date: 5/13/2013 Analyst: RW
Percent Moisture	24.6	0.2	*	wt%	1	5/14/2013

Qualifiers:

- ND - Not Detected at the Reporting Limit
- J - Analyte detected below quantitation limits
- B - Analyte detected in the associated Method Blank
- HT - Sample received past holding time
- * - Non-accredited parameter

- RL - Reporting / Quantitation Limit for the analysis
- S - Spike Recovery outside accepted recovery limits
- R - RPD outside accepted recovery limits
- E - Value above quantitation range
- H - Holding time exceeded

STAT Analysis Corporation

2242 West Harrison St., Suite 200, Chicago, IL 60612-3766

Tel: (312) 733-0551 Fax: (312) 733-2386 STATinfo@STATAnalysis.com

Accreditation Numbers: IEPA ELAP 100445; ORELAP IL300001; AIHA 101160; NVLAP LabCode 101202

Report Date: May 23, 2013

Print Date: May 23, 2013

Client:	Weston Solutions	Client Sample ID:	PA-370-02(6-12)-050713
Lab Order:	13050282	Tag Number:	Fine Grained
Project:	Pilsen Soil Site, Pilsen, Chicago, IL	Collection Date	5/7/2013 11:00:00 AM
Lab ID:	13050282-019B	Matrix:	Soil

Analyses	Result	RL	Qualifier	Units	DF	Date Analyzed
Metals by ICP/MS		SW6020 (SW3050B)			Prep Date: 5/19/2013	Analyst: JG
Lead	2000	9.7		mg/Kg-dry	100	5/19/2013

Qualifiers:

ND - Not Detected at the Reporting Limit
J - Analyte detected below quantitation limits
B - Analyte detected in the associated Method Blank
HT - Sample received past holding time
* - Non-accredited parameter

RL - Reporting / Quantitation Limit for the analysis
S - Spike Recovery outside accepted recovery limits
R - RPD outside accepted recovery limits
E - Value above quantitation range
H - Holding time exceeded

STAT Analysis Corporation

2242 West Harrison St., Suite 200, Chicago, IL 60612-3766

Tel: (312) 733-0551 Fax: (312) 733-2386 STATinfo@STATAnalysis.com

Accreditation Numbers: IEPA ELAP 100445; ORELAP IL300001; AIHA 101160; NVLAP LabCode 101202

Report Date: May 23, 2013

Print Date: May 23, 2013

Client:	Weston Solutions	Client Sample ID:	PA-369-01(0-6)-050713
Lab Order:	13050282	Tag Number:	
Project:	Pilsen Soil Site, Pilsen, Chicago, IL	Collection Date	5/7/2013 12:20:00 PM
Lab ID:	13050282-020A	Matrix:	Soil

Analyses	Result	RL	Qualifier	Units	DF	Date Analyzed
Mercury	SW7471A					Prep Date: 5/13/2013 Analyst: LB
Mercury	0.73	0.026		mg/Kg-dry	1	5/13/2013
Metals by ICP/MS	SW6020 (SW3050B)					Prep Date: 5/13/2013 Analyst: JG
Antimony	ND	5.3		mg/Kg-dry	20	5/14/2013
Cadmium	7.5	1.3		mg/Kg-dry	20	5/14/2013
Chromium	43	13		mg/Kg-dry	100	5/13/2013
Copper	440	33		mg/Kg-dry	100	5/14/2013
Lead	1500	1.3		mg/Kg-dry	20	5/14/2013
Tin	52	13	*	mg/Kg-dry	20	5/14/2013
Zinc	1700	66		mg/Kg-dry	100	5/14/2013
TCLP Metals by ICP/MS	SW1311/6020 (SW3005A)					Prep Date: 5/14/2013 Analyst: JG
Lead	0.26	0.005		mg/L	5	5/15/2013
pH (25 °C)	SW9045C					Prep Date: 5/14/2013 Analyst: PBG
pH	6.7			pH Units	1	5/14/2013
Percent Moisture	D2974					Prep Date: 5/13/2013 Analyst: RW
Percent Moisture	27.3	0.2	*	wt%	1	5/14/2013

Qualifiers:

ND - Not Detected at the Reporting Limit
J - Analyte detected below quantitation limits
B - Analyte detected in the associated Method Blank
HT - Sample received past holding time
* - Non-accredited parameter

RL - Reporting / Quantitation Limit for the analysis
S - Spike Recovery outside accepted recovery limits
R - RPD outside accepted recovery limits
E - Value above quantitation range
H - Holding time exceeded.

STAT Analysis Corporation*2242 West Harrison St., Suite 200, Chicago, IL 60612-3766**Tel: (312) 733-0551 Fax: (312) 733-2386 STATinfo@STATAnalysis.com**Accreditation Numbers: IEPA ELAP 100445; ORELAP IL300001; AIHA 101160; NVLAP LabCode 101202***Report Date:** May 23, 2013**Print Date:** May 23, 2013

Client:	Weston Solutions	Client Sample ID:	PA-369-01(0-6)-050713
Lab Order:	13050282	Tag Number:	Fine Grained
Project:	Pilsen Soil Site, Pilsen, Chicago, IL	Collection Date	5/7/2013 12:20:00 PM
Lab ID:	13050282-020B	Matrix:	Soil

Analyses	Result	RL	Qualifier	Units	DF	Date Analyzed
Metals by ICP/MS		SW6020 (SW3050B)			Prep Date: 5/19/2013	Analyst: JG
Lead	2500	9.9		mg/Kg-dry	100	5/19/2013

Qualifiers:

ND - Not Detected at the Reporting Limit

J - Analyte detected below quantitation limits

B - Analyte detected in the associated Method Blank

HT - Sample received past holding time

* - Non-accredited parameter

RL - Reporting / Quantitation Limit for the analysis

S - Spike Recovery outside accepted recovery limits

R - RPD outside accepted recovery limits

E - Value above quantitation range

H - Holding time exceeded

STAT Analysis Corporation

2242 West Harrison St., Suite 200, Chicago, IL 60612-3766

Tel: (312) 733-0551 Fax: (312) 733-2386 STATinfo@STATAnalysis.com

Accreditation Numbers: IEPA ELAP 100445; ORELAP IL300001; AIHA 101160; NVLAP LabCode 101202

Report Date: May 23, 2013

Print Date: May 23, 2013

Client:	Weston Solutions	Client Sample ID: PA-369-01(0-2)-050713				
Lab Order:	13050282	Tag Number:				
Project:	Pilsen Soil Site, Pilsen, Chicago, IL	Collection Date 5/7/2013 12:15:00 PM				
Lab ID:	13050282-021A	Matrix: Soil				
Analyses	Result	RL	Qualifier	Units	DF	Date Analyzed
Mercury	SW7471A					
Mercury	0.23	0.024		mg/Kg-dry	1	Prep Date: 5/13/2013 Analyst: LB 5/13/2013
Metals by ICP/MS	SW6020 (SW3050B)					
Antimony	ND	4.8		mg/Kg-dry	20	Prep Date: 5/14/2013 Analyst: JG 5/14/2013
Cadmium	ND	1.2		mg/Kg-dry	20	5/14/2013
Chromium	ND	24		mg/Kg-dry	200	5/14/2013
Copper	100	60		mg/Kg-dry	200	5/14/2013
Lead	480	1.2		mg/Kg-dry	20	5/14/2013
Tin	ND	12	*	mg/Kg-dry	20	5/14/2013
Zinc	560	120		mg/Kg-dry	200	5/14/2013
TCLP Metals by ICP/MS	SW1311/6020 (SW3005A)					
Lead	0.05	0.005		mg/L	5	Prep Date: 5/14/2013 Analyst: JG 5/15/2013
pH (25 °C)	SW9045C					
pH	6.3			pH Units	1	Prep Date: 5/14/2013 Analyst: PBG 5/14/2013
Percent Moisture	D2974					
Percent Moisture	25.8	0.2	*	wt%	1	Prep Date: 5/13/2013 Analyst: RW 5/14/2013

Qualifiers:

ND - Not Detected at the Reporting Limit
J - Analyte detected below quantitation limits
B - Analyte detected in the associated Method Blank
HT - Sample received past holding time
* - Non-accredited parameter

RL - Reporting / Quantitation Limit for the analysis
S - Spike Recovery outside accepted recovery limits
R - RPD outside accepted recovery limits
E - Value above quantitation range
H - Holding time exceeded

STAT Analysis Corporation*2242 West Harrison St., Suite 200, Chicago, IL 60612-3766**Tel: (312) 733-0551 Fax: (312) 733-2386 STATinfo@STATAnalysis.com**Accreditation Numbers: IEPA ELAP 100445; ORELAP IL300001; AIHA 101160; NVLAP LabCode 101202***Report Date:** May 23, 2013**Print Date:** May 23, 2013

Client:	Weston Solutions	Client Sample ID:	PA-369-01(0-2)-050713
Lab Order:	13050282	Tag Number:	Fine Grained
Project:	Pilsen Soil Site, Pilsen, Chicago, IL	Collection Date	5/7/2013 12:15:00 PM
Lab ID:	13050282-021B	Matrix:	Soil

Analyses	Result	RL	Qualifier	Units	DF	Date Analyzed
Metals by ICP/MS		SW6020 (SW3050B)			Prep Date: 5/19/2013	Analyst: JG
Lead	890	9.8		mg/Kg-dry	100	5/19/2013

Qualifiers:

ND - Not Detected at the Reporting Limit

J - Analyte detected below quantitation limits

B - Analyte detected in the associated Method Blank

HT - Sample received past holding time

* - Non-accredited parameter

RL - Reporting / Quantitation Limit for the analysis

S - Spike Recovery outside accepted recovery limits

R - RPD outside accepted recovery limits

E - Value above quantitation range

H - Holding time exceeded

STAT Analysis Corporation

2242 West Harrison St., Suite 200, Chicago, IL 60612-3766

Tel: (312) 733-0551 Fax: (312) 733-2386 STATinfo@STATAnalysis.com

Accreditation Numbers: IEPA ELAP 100445; ORELAP IL300001; AIHA 101160; NVLAP LabCode 101202

Report Date: May 23, 2013

Print Date: May 23, 2013

Client:	Weston Solutions	Client Sample ID:	PA-369-02(0-12)-050713
Lab Order:	13050282	Tag Number:	
Project:	Pilsen Soil Site, Pilsen, Chicago, IL	Collection Date	5/7/2013 12:25:00 PM
Lab ID:	13050282-022A	Matrix:	Soil

Analyses	Result	RL	Qualifier	Units	DF	Date Analyzed
Mercury	SW7471A					
Mercury	1	0.052		mg/Kg-dry	2	Prep Date: 5/13/2013 Analyst: LB 5/13/2013
Metals by ICP/MS	SW6020 (SW3050B)					
Antimony	ND	4.7		mg/Kg-dry	20	Prep Date: 5/14/2013 Analyst: JG 5/14/2013
Cadmium	6.9	1.2		mg/Kg-dry	20	5/14/2013
Chromium	40	24		mg/Kg-dry	200	5/14/2013
Copper	560	59		mg/Kg-dry	200	5/14/2013
Lead	1700	1.2		mg/Kg-dry	20	5/14/2013
Tin	87	12	*	mg/Kg-dry	20	5/14/2013
Zinc	3000	120		mg/Kg-dry	200	5/14/2013
TCLP Metals by ICP/MS	SW1311/6020 (SW3005A)					
Lead	0.41	0.005		mg/L	5	Prep Date: 5/14/2013 Analyst: JG 5/15/2013
pH (25 °C)	SW9045C					
pH	7.2			pH Units	1	Prep Date: 5/14/2013 Analyst: PBG 5/14/2013
Percent Moisture	D2974					
Percent Moisture	27.4	0.2	*	wt%	1	Prep Date: 5/13/2013 Analyst: RW 5/14/2013

Qualifiers:

- ND - Not Detected at the Reporting Limit
- J - Analyte detected below quantitation limits
- B - Analyte detected in the associated Method Blank
- HT - Sample received past holding time
- * - Non-accredited parameter

- RL - Reporting / Quantitation Limit for the analysis
- S - Spike Recovery outside accepted recovery limits
- R - RPD outside accepted recovery limits
- E - Value above quantitation range
- H - Holding time exceeded

STAT Analysis Corporation*2242 West Harrison St., Suite 200, Chicago, IL 60612-3766**Tel: (312) 733-0551 Fax: (312) 733-2386 STATinfo@STATAnalysis.com**Accreditation Numbers: IEPA ELAP 100445; ORELAP IL300001; AIHA 101160; NVLAP LabCode 101202***Report Date:** May 23, 2013**Print Date:** May 23, 2013

Client:	Weston Solutions	Client Sample ID:	PA-369-02(0-12)-050713
Lab Order:	13050282	Tag Number:	Fine Grained
Project:	Pilsen Soil Site, Pilsen, Chicago, IL	Collection Date	5/7/2013 12:25:00 PM
Lab ID:	13050282-022B	Matrix:	Soil

Analyses	Result	RL	Qualifier	Units	DF	Date Analyzed
Metals by ICP/MS	SW6020 (SW3050B)				Prep Date: 5/19/2013	Analyst: JG
Lead	2100	9.9		mg/Kg-dry	100	5/19/2013

Qualifiers:

- ND - Not Detected at the Reporting Limit
- J - Analyte detected below quantitation limits
- B - Analyte detected in the associated Method Blank
- HT - Sample received past holding time
- * - Non-accredited parameter

- RL - Reporting / Quantitation Limit for the analysis
- S - Spike Recovery outside accepted recovery limits
- R - RPD outside accepted recovery limits
- E - Value above quantitation range
- H - Holding time exceeded

STAT Analysis Corporation

2242 West Harrison St., Suite 200, Chicago, IL 60612-3766

Tel: (312) 733-0551 Fax: (312) 733-2386 STATinfo@STATAnalysis.com

Accreditation Numbers: IEPA ELAP 100445; ORELAP IL300001; AIHA 101160; NVLAP LabCode 101202

Report Date: May 23, 2013

Print Date: May 23, 2013

Client:	Weston Solutions	Client Sample ID:	PA-369-03,04(0-6)-050713
Lab Order:	13050282	Tag Number:	
Project:	Pilsen Soil Site, Pilsen, Chicago, IL	Collection Date	5/7/2013 12:30:00 PM
Lab ID:	13050282-023A	Matrix:	Soil

Analyses	Result	RL	Qualifier	Units	DF	Date Analyzed
Mercury	SW7471A					
Mercury	1.1	0.043		mg/Kg-dry	2	Prep Date: 5/13/2013 Analyst: LB 5/13/2013
Metals by ICP/MS	SW6020 (SW3050B)					
Antimony	ND	4.6		mg/Kg-dry	20	Prep Date: 5/14/2013 Analyst: JG 5/14/2013
Cadmium	5.8	1.1		mg/Kg-dry	20	5/14/2013
Chromium	24	23		mg/Kg-dry	200	5/14/2013
Copper	410	57		mg/Kg-dry	200	5/14/2013
Lead	2300	1.1		mg/Kg-dry	20	5/14/2013
Tin	49	11	*	mg/Kg-dry	20	5/14/2013
Zinc	2700	110		mg/Kg-dry	200	5/14/2013
TCLP Metals by ICP/MS	SW1311/6020 (SW3005A)					
Lead	1.2	0.005		mg/L	5	Prep Date: 5/14/2013 Analyst: JG 5/15/2013
pH (25 °C)	SW9045C					
pH	7.5			pH Units	1	Prep Date: 5/14/2013 Analyst: PBG 5/14/2013
Percent Moisture	D2974					
Percent Moisture	13.5	0.2	*	wt%	1	Prep Date: 5/13/2013 Analyst: RW 5/14/2013

Qualifiers:

ND - Not Detected at the Reporting Limit
J - Analyte detected below quantitation limits
B - Analyte detected in the associated Method Blank
HT - Sample received past holding time
* - Non-accredited parameter

RL - Reporting / Quantitation Limit for the analysis
S - Spike Recovery outside accepted recovery limits
R - RPD outside accepted recovery limits
E - Value above quantitation range
H - Holding time exceeded

STAT Analysis Corporation*2242 West Harrison St., Suite 200, Chicago, IL 60612-3766**Tel: (312) 733-0551 Fax: (312) 733-2386 STATinfo@STATAnalysis.com**Accreditation Numbers: IEPA ELAP 100445; ORELAP IL300001; AIHA 101160; NVLAP LabCode 101202***Report Date:** May 23, 2013**Print Date:** May 23, 2013

Client:	Weston Solutions	Client Sample ID:	PA-369-03,04(0-6)-050713
Lab Order:	13050282	Tag Number:	Fine Grained
Project:	Pilsen Soil Site, Pilsen, Chicago, IL	Collection Date	5/7/2013 12:30:00 PM
Lab ID:	13050282-023B	Matrix:	Soil

Analyses	Result	RL	Qualifier	Units	DF	Date Analyzed
Metals by ICP/MS	SW6020 (SW3050B)				Prep Date: 5/19/2013	Analyst: JG
Lead	3500	9.9		mg/Kg-dry	100	5/19/2013

Qualifiers:	ND - Not Detected at the Reporting Limit	RL - Reporting / Quantitation Limit for the analysis
	J - Analyte detected below quantitation limits	S - Spike Recovery outside accepted recovery limits
	B - Analyte detected in the associated Method Blank	R - RPD outside accepted recovery limits
	HT - Sample received past holding time	E - Value above quantitation range
	* - Non-accredited parameter	H - Holding time exceeded

STAT Analysis Corporation

2242 West Harrison St., Suite 200, Chicago, IL 60612-3766

Tel: (312) 733-0551 Fax: (312) 733-2386 STATinfo@STATAnalysis.com

Accreditation Numbers: IEPA ELAP 100445; ORELAP IL300001; AIHA 101160; NVLAP LabCode 101202

Report Date: May 23, 2013

Print Date: May 23, 2013

Client:	Weston Solutions	Client Sample ID:	PA-371-01(0-6)-050713
Lab Order:	13050282	Tag Number:	
Project:	Pilsen Soil Site, Pilsen, Chicago, IL	Collection Date	5/7/2013 2:15:00 PM
Lab ID:	13050282-024A	Matrix:	Soil

Analyses	Result	RL	Qualifier	Units	DF	Date Analyzed
Mercury	SW7471A					
Mercury	2	0.25		mg/Kg-dry	10	Prep Date: 5/13/2013 Analyst: LB 5/13/2013
Metals by ICP/MS	SW6020 (SW3050B)					
Antimony	ND	5.1		mg/Kg-dry	20	Prep Date: 5/14/2013 Analyst: JG 5/14/2013
Cadmium	7.7	1.3		mg/Kg-dry	20	5/14/2013
Chromium	40	26		mg/Kg-dry	200	5/14/2013
Copper	450	64		mg/Kg-dry	200	5/14/2013
Lead	1800	1.3		mg/Kg-dry	20	5/14/2013
Tin	49	13	*	mg/Kg-dry	20	5/14/2013
Zinc	2800	130		mg/Kg-dry	200	5/14/2013
TCLP Metals by ICP/MS	SW1311/6020 (SW3005A)					
Lead	0.24	0.005		mg/L	5	Prep Date: 5/14/2013 Analyst: JG 5/15/2013
pH (25 °C)	SW9045C					
pH	6.4			pH Units	1	Prep Date: 5/14/2013 Analyst: PBG 5/14/2013
Percent Moisture	D2974					
Percent Moisture	27.1	0.2	*	wt%	1	Prep Date: 5/13/2013 Analyst: RW 5/14/2013

Qualifiers:

ND - Not Detected at the Reporting Limit
J - Analyte detected below quantitation limits
B - Analyte detected in the associated Method Blank
HT - Sample received past holding time
* - Non-accredited parameter

RL - Reporting / Quantitation Limit for the analysis
S - Spike Recovery outside accepted recovery limits
R - RPD outside accepted recovery limits
E - Value above quantitation range
H - Holding time exceeded

STAT Analysis Corporation*2242 West Harrison St., Suite 200, Chicago, IL 60612-3766**Tel: (312) 733-0551 Fax: (312) 733-2386 STATinfo@STATAnalysis.com**Accreditation Numbers: IEPA ELAP 100445; ORELAP IL300001; AIHA 101160; NVLAP LabCode 101202***Report Date:** May 23, 2013**Print Date:** May 23, 2013

Client:	Weston Solutions	Client Sample ID:	PA-371-01(0-6)-050713
Lab Order:	13050282	Tag Number:	Fine Grained
Project:	Pilsen Soil Site, Pilsen, Chicago, IL	Collection Date	5/7/2013 2:15:00 PM
Lab ID:	13050282-024B	Matrix:	Soil

Analyses	Result	RL	Qualifier	Units	DF	Date Analyzed
Metals by ICP/MS		SW6020 (SW3050B)			Prep Date: 5/19/2013	Analyst: JG
Lead	2200	9.6		mg/Kg-dry	100	5/19/2013

Qualifiers:	ND - Not Detected at the Reporting Limit	RL - Reporting / Quantitation Limit for the analysis
	J - Analyte detected below quantitation limits	S - Spike Recovery outside accepted recovery limits
	B - Analyte detected in the associated Method Blank	R - RPD outside accepted recovery limits
	HT - Sample received past holding time	E - Value above quantitation range
	* - Non-accredited parameter	H - Holding time exceeded

STAT Analysis Corporation

2242 West Harrison St., Suite 200, Chicago, IL 60612-3766

Tel: (312) 733-0551 Fax: (312) 733-2386 STATinfo@STATAnalysis.com

Accreditation Numbers: IEPA ELAP 100445; ORELAP IL300001; AIHA 101160; NVLAP LabCode 101202

Report Date: May 23, 2013

Print Date: May 23, 2013

Client:	Weston Solutions	Client Sample ID: PA-371-02(0-6)-050713				
Lab Order:	13050282	Tag Number:				
Project:	Pilsen Soil Site, Pilsen, Chicago, IL	Collection Date 5/7/2013 2:20:00 PM				
Lab ID:	13050282-025A	Matrix: Soil				
Analyses	Result	RL	Qualifier	Units	DF	Date Analyzed
Mercury	SW7471A				Prep Date: 5/13/2013	Analyst: LB
Mercury	0.31	0.024		mg/Kg-dry	1	5/13/2013
Metals by ICP/MS	SW6020 (SW3050B)				Prep Date: 5/14/2013	Analyst: JG
Antimony	ND	5.3		mg/Kg-dry	20	5/14/2013
Cadmium	ND	1.3		mg/Kg-dry	20	5/14/2013
Chromium	14	2.7		mg/Kg-dry	20	5/14/2013
Copper	54	6.6		mg/Kg-dry	20	5/14/2013
Lead	320	13		mg/Kg-dry	200	5/14/2013
Tin	ND	13	*	mg/Kg-dry	20	5/14/2013
Zinc	360	13		mg/Kg-dry	20	5/14/2013
TCLP Metals by ICP/MS	SW1311/6020 (SW3005A)				Prep Date: 5/15/2013	Analyst: JG
Lead	0.024	0.005		mg/L	5	5/15/2013
pH (25 °C)	SW9045C				Prep Date: 5/14/2013	Analyst: PBG
pH	7.3			pH Units	1	5/14/2013
Percent Moisture	D2974				Prep Date: 5/13/2013	Analyst: RW
Percent Moisture	28.5	0.2		wt%	1	5/14/2013

Qualifiers:

- ND - Not Detected at the Reporting Limit
- J - Analyte detected below quantitation limits
- B - Analyte detected in the associated Method Blank
- HT - Sample received past holding time
- * - Non-accredited parameter

- RL - Reporting / Quantitation Limit for the analysis
- S - Spike Recovery outside accepted recovery limits
- R - RPD outside accepted recovery limits
- E - Value above quantitation range
- H - Holding time exceeded

STAT Analysis Corporation*2242 West Harrison St., Suite 200, Chicago, IL 60612-3766**Tel: (312) 733-0551 Fax: (312) 733-2386 STATinfo@STATAnalysis.com**Accreditation Numbers: IEPA ELAP 100445; ORELAP IL300001; AIHA 101160; NVLAP LabCode 101202***Report Date:** May 23, 2013**Print Date:** May 23, 2013

Client:	Weston Solutions	Client Sample ID:	PA-371-02(0-6)-050713
Lab Order:	13050282	Tag Number:	Fine Grained
Project:	Pilsen Soil Site, Pilsen, Chicago, IL	Collection Date	5/7/2013 2:20:00 PM
Lab ID:	13050282-025B	Matrix:	Soil

Analyses	Result	RL	Qualifier	Units	DF	Date Analyzed
Metals by ICP/MS	SW6020 (SW3050B)				Prep Date: 5/19/2013	Analyst: JG
Lead	450	10		mg/Kg-dry	100	5/19/2013

Qualifiers:	ND - Not Detected at the Reporting Limit	RL - Reporting / Quantitation Limit for the analysis
	J - Analyte detected below quantitation limits	S - Spike Recovery outside accepted recovery limits
	B - Analyte detected in the associated Method Blank	R - RPD outside accepted recovery limits
	HT - Sample received past holding time	E - Value above quantitation range
	* - Non-accredited parameter	H - Holding time exceeded

STAT Analysis Corporation

2242 West Harrison St., Suite 200, Chicago, IL 60612-3766

Tel: (312) 733-0551 Fax: (312) 733-2386 STATinfo@STATAnalysis.com

Accreditation Numbers: IEPA ELAP 100445; ORELAP IL300001; AIHA 101160; NVLAP LabCode 101202

Report Date: May 23, 2013

Print Date: May 23, 2013

Client:	Weston Solutions	Client Sample ID:	PA-371-02(0-6)-050713D
Lab Order:	13050282	Tag Number:	
Project:	Pilsen Soil Site, Pilsen, Chicago, IL	Collection Date	5/7/2013 2:25:00 PM
Lab ID:	13050282-026A	Matrix:	Soil

Analyses	Result	RL	Qualifier	Units	DF	Date Analyzed
Mercury	SW7471A					
Mercury	0.18	0.025		mg/Kg-dry	1	Prep Date: 5/13/2013 Analyst: LB 5/13/2013
Metals by ICP/MS	SW6020 (SW3050B)					
Antimony	ND	5.3		mg/Kg-dry	20	Prep Date: 5/14/2013 Analyst: JG 5/14/2013
Cadmium	ND	1.3		mg/Kg-dry	20	5/14/2013
Chromium	14	2.6		mg/Kg-dry	20	5/14/2013
Copper	51	6.6		mg/Kg-dry	20	5/14/2013
Lead	410	13		mg/Kg-dry	200	5/14/2013
Tin	ND	13	*	mg/Kg-dry	20	5/14/2013
Zinc	330	13		mg/Kg-dry	20	5/14/2013
TCLP Metals by ICP/MS	SW1311/6020 (SW3005A)					
Lead	0.033	0.005		mg/L	5	Prep Date: 5/15/2013 Analyst: JG 5/15/2013
pH (25 °C)	SW9045C					
pH	7.4			pH Units	1	Prep Date: 5/14/2013 Analyst: PBG 5/14/2013
Percent Moisture	D2974					
Percent Moisture	27.8	0.2	*	wt%	1	Prep Date: 5/13/2013 Analyst: RW 5/14/2013

Qualifiers:

- ND - Not Detected at the Reporting Limit
- J - Analyte detected below quantitation limits
- B - Analyte detected in the associated Method Blank
- HT - Sample received past holding time
- * - Non-accredited parameter

- RL - Reporting / Quantitation Limit for the analysis
- S - Spike Recovery outside accepted recovery limits
- R - RPD outside accepted recovery limits
- E - Value above quantitation range
- H - Holding time exceeded

STAT Analysis Corporation*2242 West Harrison St., Suite 200, Chicago, IL 60612-3766**Tel: (312) 733-0551 Fax: (312) 733-2386 STATinfo@STATAnalysis.com**Accreditation Numbers: IEPA ELAP 100445; ORELAP IL300001; AIHA 101160; NVLAP LabCode 101202***Report Date:** May 23, 2013**Print Date:** May 23, 2013

Client:	Weston Solutions	Client Sample ID:	PA-371-02(0-6)-050713D
Lab Order:	13050282	Tag Number:	Fine Grained
Project:	Pilsen Soil Site, Pilsen, Chicago, IL	Collection Date	5/7/2013 2:25:00 PM
Lab ID:	13050282-026B	Matrix:	Soil

Analyses	Result	RL	Qualifier	Units	DF	Date Analyzed
Metals by ICP/MS	SW6020 (SW3050B)				Prep Date: 5/19/2013	Analyst: JG
Lead	460	10		mg/Kg-dry	100	5/19/2013

Qualifiers:

ND - Not Detected at the Reporting Limit

J - Analyte detected below quantitation limits

B - Analyte detected in the associated Method Blank

HT - Sample received past holding time

* - Non-accredited parameter

RL - Reporting / Quantitation Limit for the analysis

S - Spike Recovery outside accepted recovery limits

R - RPD outside accepted recovery limits

E - Value above quantitation range

H - Holding time exceeded

STAT Analysis Corporation

2242 West Harrison St., Suite 200, Chicago, IL 60612-3766

Tel: (312) 733-0551 Fax: (312) 733-2386 STATinfo@STATAnalysis.com

Accreditation Numbers: IEPA ELAP 100445; ORELAP IL300001; AIHA 101160; NVLAP LabCode 101202

Report Date: May 23, 2013

Print Date: May 23, 2013

Client:	Weston Solutions	Client Sample ID:	PA-349-01(0-6)-050713
Lab Order:	13050282	Tag Number:	
Project:	Pilsen Soil Site, Pilsen, Chicago, IL	Collection Date	5/7/2013 3:20:00 PM
Lab ID:	13050282-027A	Matrix:	Soil

Analyses	Result	RL	Qualifier	Units	DF	Date Analyzed
Mercury	SW7471A					Prep Date: 5/13/2013 Analyst: LB
Mercury	0.46	0.021		mg/Kg-dry	1	5/13/2013
Metals by ICP/MS	SW6020 (SW3050B)					Prep Date: 5/14/2013 Analyst: JG
Antimony	ND	5		mg/Kg-dry	20	5/14/2013
Cadmium	5.4	1.3		mg/Kg-dry	20	5/14/2013
Chromium	29	2.5		mg/Kg-dry	20	5/14/2013
Copper	250	6.3		mg/Kg-dry	20	5/14/2013
Lead	890	13		mg/Kg-dry	200	5/14/2013
Tin	28	13	*	mg/Kg-dry	20	5/14/2013
Zinc	1800	13		mg/Kg-dry	20	5/14/2013
TCLP Metals by ICP/MS	SW1311/6020 (SW3005A)					Prep Date: 5/15/2013 Analyst: JG
Lead	0.13	0.005		mg/L	5	5/15/2013
pH (25 °C)	SW9045C					Prep Date: 5/14/2013 Analyst: PBG
pH	7.0			pH Units	1	5/14/2013
Percent Moisture	D2974					Prep Date: 5/13/2013 Analyst: RW
Percent Moisture	25.3	0.2	*	wt%	1	5/14/2013

Qualifiers:

- ND - Not Detected at the Reporting Limit
- J - Analyte detected below quantitation limits
- B - Analyte detected in the associated Method Blank
- HT - Sample received past holding time
- * - Non-accredited parameter

- RL - Reporting / Quantitation Limit for the analysis
- S - Spike Recovery outside accepted recovery limits
- R - RPD outside accepted recovery limits
- E - Value above quantitation range
- H - Holding time exceeded

STAT Analysis Corporation

2242 West Harrison St., Suite 200, Chicago, IL 60612-3766

Tel: (312) 733-0551 Fax: (312) 733-2386 STATinfo@STATAnalysis.com

Accreditation Numbers: IEPA ELAP 100445; ORELAP IL300001; AIHA 101160; NVLAP LabCode 101202

Report Date: May 23, 2013

Print Date: May 23, 2013

Client:	Weston Solutions	Client Sample ID:	PA-349-01(0-6)-050713
Lab Order:	13050282	Tag Number:	Fine Grained
Project:	Pilsen Soil Site, Pilsen, Chicago, IL	Collection Date	5/7/2013 3:20:00 PM
Lab ID:	13050282-027B	Matrix:	Soil

Analyses	Result	RL	Qualifier	Units	DF	Date Analyzed
Metals by ICP/MS						
		SW6020 (SW3050B)				
Lead	1400	9.6		mg/Kg-dry	100	5/19/2013

Qualifiers:

- ND - Not Detected at the Reporting Limit
- J - Analyte detected below quantitation limits
- B - Analyte detected in the associated Method Blank
- HT - Sample received past holding time
- * - Non-accredited parameter

- RL - Reporting / Quantitation Limit for the analysis
- S - Spike Recovery outside accepted recovery limits
- R - RPD outside accepted recovery limits
- E - Value above quantitation range
- H - Holding time exceeded

STAT Analysis Corporation

2242 West Harrison St., Suite 200, Chicago, IL 60612-3766

Tel: (312) 733-0551 Fax: (312) 733-2386 STATinfo@STATAnalysis.com

Accreditation Numbers: IEPA ELAP 100445; ORELAP IL300001; AIHA 101160; NVLAP LabCode 101202

Report Date: May 23, 2013

Print Date: May 23, 2013

Client:	Weston Solutions	Client Sample ID:	PA-349-02(0-12)-050713
Lab Order:	13050282	Tag Number:	
Project:	Pilsen Soil Site, Pilsen, Chicago, IL	Collection Date:	5/7/2013 3:25:00 PM
Lab ID:	13050282-028A	Matrix:	Soil

Analyses	Result	RL	Qualifier	Units	DF	Date Analyzed
Mercury	SW7471A					Prep Date: 5/13/2013 Analyst: LB
Mercury	0.25	0.025		mg/Kg-dry	1	5/13/2013
Metals by ICP/MS	SW6020 (SW3050B)					Prep Date: 5/14/2013 Analyst: JG
Antimony	ND	5.2		mg/Kg-dry	20	5/14/2013
Cadmium	2	1.3		mg/Kg-dry	20	5/14/2013
Chromium	21	2.6		mg/Kg-dry	20	5/14/2013
Copper	100	6.5		mg/Kg-dry	20	5/14/2013
Lead	630	1.3		mg/Kg-dry	20	5/14/2013
Tin	17	13	*	mg/Kg-dry	20	5/14/2013
Zinc	650	13		mg/Kg-dry	20	5/14/2013
TCLP Metals by ICP/MS	SW1311/6020 (SW3005A)					Prep Date: 5/15/2013 Analyst: JG
Lead	0.18	0.005		mg/L	5	5/15/2013
pH (25 °C)	SW9045C					Prep Date: 5/14/2013 Analyst: PBG
pH	8.0			pH Units	1	5/14/2013
Percent Moisture	D2974					Prep Date: 5/13/2013 Analyst: RW
Percent Moisture	23.7	0.2	*	wt%	1	5/14/2013

Qualifiers:

- ND - Not Detected at the Reporting Limit
- J - Analyte detected below quantitation limits
- B - Analyte detected in the associated Method Blank
- HT - Sample received past holding time
- * - Non-accredited parameter

- RL - Reporting / Quantitation Limit for the analysis
- S - Spike Recovery outside accepted recovery limits
- R - RPD outside accepted recovery limits
- E - Value above quantitation range
- H - Holding time exceeded

STAT Analysis Corporation*2242 West Harrison St., Suite 200, Chicago, IL 60612-3766**Tel: (312) 733-0551 Fax: (312) 733-2386 STATinfo@STATAnalysis.com**Accreditation Numbers: IEPA ELAP 100445; ORELAP IL300001; AIHA 101160; NVLAP LabCode 101202***Report Date:** May 23, 2013**Print Date:** May 23, 2013

Client:	Weston Solutions	Client Sample ID:	PA-349-02(0-12)-050713
Lab Order:	13050282	Tag Number:	Fine Grained
Project:	Pilsen Soil Site, Pilsen, Chicago, IL	Collection Date	5/7/2013 3:25:00 PM
Lab ID:	13050282-028B	Matrix:	Soil

Analyses	Result	RL	Qualifier	Units	DF	Date Analyzed
Metals by ICP/MS	SW6020 (SW3050B)					
Lead	610	4.9		mg/Kg-dry	50	5/19/2013

Qualifiers:

- ND - Not Detected at the Reporting Limit
- J - Analyte detected below quantitation limits
- B - Analyte detected in the associated Method Blank
- HT - Sample received past holding time
- * - Non-accredited parameter

- RL - Reporting / Quantitation Limit for the analysis
- S - Spike Recovery outside accepted recovery limits
- R - RPD outside accepted recovery limits
- E - Value above quantitation range
- H - Holding time exceeded

STAT Analysis Corporation

2242 West Harrison St., Suite 200, Chicago, IL 60612-3766

Tel: (312) 733-0551 Fax: (312) 733-2386 STATinfo@STATAnalysis.com

Accreditation Numbers: IEPA ELAP 100445; ORELAP IL300001; AIHA 101160; NVLAP LabCode 101202

Report Date: May 23, 2013

Print Date: May 23, 2013

Client:	Weston Solutions	Client Sample ID:	PA-349-03(0-6)-050713
Lab Order:	13050282	Tag Number:	
Project:	Pilsen Soil Site, Pilsen, Chicago, IL	Collection Date	5/7/2013 4:30:00 PM
Lab ID:	13050282-029A	Matrix:	Soil

Analyses	Result	RL	Qualifier	Units	DF	Date Analyzed
Mercury	SW7471A					
Mercury	0.49	0.022		mg/Kg-dry	1	Prep Date: 5/13/2013 Analyst: LB 5/13/2013
Metals by ICP/MS	SW6020 (SW3050B)					
Antimony	ND	4.2		mg/Kg-dry	20	Prep Date: 5/14/2013 Analyst: JG 5/14/2013
Cadmium	2.5	1.1		mg/Kg-dry	20	5/14/2013
Chromium	27	2.1		mg/Kg-dry	20	5/14/2013
Copper	99	5.3		mg/Kg-dry	20	5/14/2013
Lead	1400	11		mg/Kg-dry	200	5/14/2013
Tin	19	11	*	mg/Kg-dry	20	5/14/2013
Zinc	930	11		mg/Kg-dry	20	5/14/2013
TCLP Metals by ICP/MS	SW1311/6020 (SW3005A)					
Lead	0.55	0.005		mg/L	5	Prep Date: 5/15/2013 Analyst: JG 5/15/2013
pH (25 °C)	SW9045C					
pH	7.7			pH Units	1	Prep Date: 5/14/2013 Analyst: PBG 5/14/2013
Percent Moisture	D2974					
Percent Moisture	12.6	0.2	*	wt%	1	Prep Date: 5/13/2013 Analyst: RW 5/14/2013

Qualifiers:

- ND - Not Detected at the Reporting Limit
- J - Analyte detected below quantitation limits
- B - Analyte detected in the associated Method Blank
- HT - Sample received past holding time
- * - Non-accredited parameter

- RL - Reporting / Quantitation Limit for the analysis
- S - Spike Recovery outside accepted recovery limits
- R - RPD outside accepted recovery limits
- E - Value above quantitation range
- H - Holding time exceeded

STAT Analysis Corporation*2242 West Harrison St., Suite 200, Chicago, IL 60612-3766**Tel: (312) 733-0551 Fax: (312) 733-2386 STATinfo@STATAnalysis.com**Accreditation Numbers: IEPA ELAP 100445; ORELAP IL300001; AIHA 101160; NVLAP LabCode 101202***Report Date:** May 23, 2013**Print Date:** May 23, 2013

Client:	Weston Solutions	Client Sample ID:	PA-349-03(0-6)-050713
Lab Order:	13050282	Tag Number:	Fine Grained
Project:	Pilsen Soil Site, Pilsen, Chicago, IL	Collection Date	5/7/2013 4:30:00 PM
Lab ID:	13050282-029B	Matrix:	Soil

Analyses	Result	RL	Qualifier	Units	DF	Date Analyzed
-----------------	---------------	-----------	------------------	--------------	-----------	----------------------

Metals by ICP/MS	SW6020 (SW3050B)				Prep Date: 5/19/2013	Analyst: JG
Lead	1500	4.9		mg/Kg-dry	50	5/19/2013

Qualifiers:

- ND - Not Detected at the Reporting Limit
- J - Analyte detected below quantitation limits
- B - Analyte detected in the associated Method Blank
- HT - Sample received past holding time
- * - Non-accredited parameter

- RL - Reporting / Quantitation Limit for the analysis
- S - Spike Recovery outside accepted recovery limits
- R - RPD outside accepted recovery limits
- E - Value above quantitation range
- H - Holding time exceeded

STAT Analysis Corporation

2242 West Harrison St., Suite 200, Chicago, IL 60612-3766

Tel: (312) 733-0551 Fax: (312) 733-2386 STATinfo@STATAnalysis.com

Accreditation Numbers: IEPA ELAP 100445; ORELAP IL300001; AIHA 101160; NVLAP LabCode 101202

Report Date: May 23, 2013

Print Date: May 23, 2013

Client:	Weston Solutions	Client Sample ID:	PA-351-01(0-6)-050713
Lab Order:	13050282	Tag Number:	
Project:	Pilsen Soil Site, Pilsen, Chicago, IL	Collection Date	5/7/2013 3:45:00 PM
Lab ID:	13050282-030A	Matrix:	Soil

Analyses	Result	RL	Qualifier	Units	DF	Date Analyzed
Mercury	SW7471A					Prep Date: 5/13/2013 Analyst: LB
Mercury	0.28	0.023		mg/Kg-dry	1	5/13/2013
Metals by ICP/MS	SW6020 (SW3050B)					Prep Date: 5/14/2013 Analyst: JG
Antimony	ND <i>UT</i>	4.3		mg/Kg-dry	20	5/14/2013
Cadmium	ND	1.1		mg/Kg-dry	20	5/14/2013
Chromium	14	2.2		mg/Kg-dry	20	5/15/2013
Copper	58 <i>J</i>	54		mg/Kg-dry	200	5/14/2013
Lead	390	1.1		mg/Kg-dry	20	5/14/2013
Tin	ND	11	*	mg/Kg-dry	20	5/14/2013
Zinc	490	110		mg/Kg-dry	200	5/14/2013
TCLP Metals by ICP/MS	SW1311/6020 (SW3005A)					Prep Date: 5/15/2013 Analyst: JG
Lead	0.75	0.005		mg/L	5	5/15/2013
pH (25 °C)	SW9045C					Prep Date: 5/14/2013 Analyst: PBG
pH	7.8			pH Units	1	5/14/2013
Percent Moisture	D2974					Prep Date: 5/13/2013 Analyst: RW
Percent Moisture	13.5	0.2	*	wt%	1	5/14/2013

2M
5/28/13

Qualifiers:	ND - Not Detected at the Reporting Limit	RL - Reporting / Quantitation Limit for the analysis
	J - Analyte detected below quantitation limits	S - Spike Recovery outside accepted recovery limits
	B - Analyte detected in the associated Method Blank	R - RPD outside accepted recovery limits
	HT - Sample received past holding time	E - Value above quantitation range
	* - Non-accredited parameter	H - Holding time exceeded

STAT Analysis Corporation*2242 West Harrison St., Suite 200, Chicago, IL 60612-3766**Tel: (312) 733-0551 Fax: (312) 733-2386 STATinfo@STATAnalysis.com**Accreditation Numbers: IEPA ELAP 100445; ORELAP IL300001; AIHA 101160; NVLAP LabCode 101202***Report Date:** May 23, 2013**Print Date:** May 23, 2013

Client:	Weston Solutions	Client Sample ID:	PA-351-01(0-6)-050713
Lab Order:	13050282	Tag Number:	Fine Grained
Project:	Pilsen Soil Site, Pilsen, Chicago, IL	Collection Date	5/7/2013 3:45:00 PM
Lab ID:	13050282-030B	Matrix:	Soil

Analyses	Result	RL	Qualifier	Units	DF	Date Analyzed
Metals by ICP/MS	SW6020 (SW3050B)				Prep Date: 5/19/2013	Analyst: JG
Lead	580	9.9		mg/Kg-dry	100	5/19/2013

Qualifiers:	ND - Not Detected at the Reporting Limit	RL - Reporting / Quantitation Limit for the analysis
	J - Analyte detected below quantitation limits	S - Spike Recovery outside accepted recovery limits
	B - Analyte detected in the associated Method Blank	R - RPD outside accepted recovery limits
	HT - Sample received past holding time	E - Value above quantitation range
	* - Non-accredited parameter	H - Holding time exceeded

STAT Analysis Corporation

2242 West Harrison St., Suite 200, Chicago, IL 60612-3766

Tel: (312) 733-0551 Fax: (312) 733-2386 STATinfo@STATAnalysis.com

Accreditation Numbers: IEPA ELAP 100445; ORELAP IL300001; AIHA 101160; NVLAP LabCode 101202

Report Date: May 23, 2013

Print Date: May 23, 2013

Client:	Weston Solutions	Client Sample ID:	PA-141-01(0-6)-050713
Lab Order:	13050282	Tag Number:	
Project:	Pilsen Soil Site, Pilsen, Chicago, IL	Collection Date	5/7/2013 5:40:00 PM
Lab ID:	13050282-031A	Matrix:	Soil

Analyses	Result	RL	Qualifier	Units	DF	Date Analyzed
Mercury	SW7471A					Prep Date: 5/13/2013 Analyst: LB
Mercury	0.64	0.024		mg/Kg-dry	1	5/13/2013
Metals by ICP/MS	SW6020 (SW3050B)					Prep Date: 5/14/2013 Analyst: JG
Antimony	ND	4.7		mg/Kg-dry	20	5/14/2013
Cadmium	3.3	1.2		mg/Kg-dry	20	5/14/2013
Chromium	33	2.4		mg/Kg-dry	20	5/14/2013
Copper	200	5.9		mg/Kg-dry	20	5/14/2013
Lead	860	12		mg/Kg-dry	200	5/14/2013
Tin	39	12	*	mg/Kg-dry	20	5/14/2013
Zinc	700	12		mg/Kg-dry	20	5/14/2013
TCLP Metals by ICP/MS	SW1311/6020 (SW3005A)					Prep Date: 5/15/2013 Analyst: JG
Lead	0.22	0.005		mg/L	5	5/15/2013
pH (25 °C)	SW9045C					Prep Date: 5/14/2013 Analyst: PBG
pH	8.1			pH Units	1	5/14/2013
Percent Moisture	D2974					Prep Date: 5/13/2013 Analyst: RW
Percent Moisture	17.1	0.2	*	wt%	1	5/14/2013

Qualifiers:

- ND - Not Detected at the Reporting Limit
- J - Analyte detected below quantitation limits
- B - Analyte detected in the associated Method Blank
- HT - Sample received past holding time
- * - Non-accredited parameter

- RL - Reporting / Quantitation Limit for the analysis
- S - Spike Recovery outside accepted recovery limits
- R - RPD outside accepted recovery limits
- E - Value above quantitation range
- H - Holding time exceeded

STAT Analysis Corporation

2242 West Harrison St., Suite 200, Chicago, IL 60612-3766

Tel: (312) 733-0551 Fax: (312) 733-2386 STATinfo@STATAnalysis.com

Accreditation Numbers: IEPA ELAP 100445; ORELAP IL300001; AIHA 101160; NVLAP LabCode 101202

Report Date: May 23, 2013

Print Date: May 23, 2013

Client:	Weston Solutions	Client Sample ID:	PA-141-01(0-6)-050713
Lab Order:	13050282	Tag Number:	Fine Grained
Project:	Pilsen Soil Site, Pilsen, Chicago, IL	Collection Date	5/7/2013 5:40:00 PM
Lab ID:	13050282-031B	Matrix:	Soil

Analyses	Result	RL	Qualifier	Units	DF	Date Analyzed
Metals by ICP/MS		SW6020 (SW3050B)			Prep Date: 5/19/2013	Analyst: JG
Lead	760	5		mg/Kg-dry	50	5/19/2013

Qualifiers:	ND - Not Detected at the Reporting Limit	RL - Reporting / Quantitation Limit for the analysis
	J - Analyte detected below quantitation limits	S - Spike Recovery outside accepted recovery limits
	B - Analyte detected in the associated Method Blank	R - RPD outside accepted recovery limits
	HT - Sample received past holding time	E - Value above quantitation range
	* - Non-accredited parameter	H - Holding time exceeded

STAT Analysis Corporation

2242 West Harrison St., Suite 200, Chicago, IL 60612-3766

Tel: (312) 733-0551 Fax: (312) 733-2386 STATinfo@STATAnalysis.com

Accreditation Numbers: IEPA ELAP 100445; ORELAP IL300001; AIHA 101160; NVLAP LabCode 101202

Report Date: May 23, 2013

Print Date: May 23, 2013

Client: Weston Solutions

Client Sample ID: PA-141-02(0-6)-050713

Lab Order: 13050282

Tag Number:

Project: Pilsen Soil Site, Pilsen, Chicago, IL

Collection Date 5/7/2013 5:45:00 PM

Lab ID: 13050282-032A

Matrix: Soil

Analyses	Result	RL	Qualifier	Units	DF	Date Analyzed
Mercury	SW7471A					
Mercury	0.95	0.038		mg/Kg-dry	2	Prep Date: 5/13/2013 Analyst: LB 5/13/2013
Metals by ICP/MS	SW6020 (SW3050B)					
Antimony	ND	4.6		mg/Kg-dry	20	Prep Date: 5/14/2013 Analyst: JG 5/14/2013
Cadmium	3.5	1.1		mg/Kg-dry	20	5/14/2013
Chromium	40	2.3		mg/Kg-dry	20	5/14/2013
Copper	190	5.7		mg/Kg-dry	20	5/14/2013
Lead	1600	11		mg/Kg-dry	200	5/14/2013
Tin	26	11	*	mg/Kg-dry	20	5/14/2013
Zinc	970	11		mg/Kg-dry	20	5/14/2013
TCLP Metals by ICP/MS	SW1311/6020 (SW3005A)					
Lead	0.25	0.005		mg/L	5	Prep Date: 5/15/2013 Analyst: JG 5/15/2013
pH (25 °C)	SW9045C					
pH	7.7			pH Units	1	Prep Date: 5/14/2013 Analyst: PBG 5/14/2013
Percent Moisture	D2974					
Percent Moisture	16.6	0.2	*	wt%	1	Prep Date: 5/13/2013 Analyst: RW 5/14/2013

Qualifiers:

ND - Not Detected at the Reporting Limit
J - Analyte detected below quantitation limits
B - Analyte detected in the associated Method Blank
HT - Sample received past holding time
* - Non-accredited parameter

RL - Reporting / Quantitation Limit for the analysis
S - Spike Recovery outside accepted recovery limits
R - RPD outside accepted recovery limits
E - Value above quantitation range
H - Holding time exceeded

STAT Analysis Corporation*2242 West Harrison St., Suite 200, Chicago, IL 60612-3766**Tel: (312) 733-0551 Fax: (312) 733-2386 STATinfo@STATAnalysis.com**Accreditation Numbers: IEPA ELAP 100445; ORELAP IL300001; AIHA 101160; NVLAP LabCode 101202***Report Date:** May 23, 2013**Print Date:** May 23, 2013

Client:	Weston Solutions	Client Sample ID:	PA-141-02(0-6)-050713
Lab Order:	13050282	Tag Number:	Fine Grained
Project:	Pilsen Soil Site, Pilsen, Chicago, IL	Collection Date	5/7/2013 5:45:00 PM
Lab ID:	13050282-032B	Matrix:	Soil

Analyses	Result	RL	Qualifier	Units	DF	Date Analyzed
Metals by ICP/MS	SW6020 (SW3050B)					
Lead	1200	4.8		mg/Kg-dry	50	5/19/2013

Qualifiers:

ND - Not Detected at the Reporting Limit

J - Analyte detected below quantitation limits

B - Analyte detected in the associated Method Blank

HT - Sample received past holding time

* - Non-accredited parameter

RL - Reporting / Quantitation Limit for the analysis

S - Spike Recovery outside accepted recovery limits

R - RPD outside accepted recovery limits

E - Value above quantitation range

H - Holding time exceeded

STAT Analysis Corporation

2242 West Harrison St., Suite 200, Chicago, IL 60612-3766

Tel: (312) 733-0551 Fax: (312) 733-2386 STATinfo@STATAnalysis.com

Accreditation Numbers: IEPA ELAP 100445; ORELAP IL300001; AIHA 101160; NVLAP LabCode 101202

Report Date: May 23, 2013

Print Date: May 23, 2013

Client:	Weston Solutions	Client Sample ID: PA-141-03(0-6)-050713				
Lab Order:	13050282	Tag Number:				
Project:	Pilsen Soil Site, Pilsen, Chicago, IL	Collection Date 5/7/2013 5:50:00 PM				
Lab ID:	13050282-033A	Matrix: Soil				
Analyses	Result	RL	Qualifier	Units	DF	Date Analyzed
Mercury	SW7471A					
Mercury	0.56	0.021		mg/Kg-dry	1	Prep Date: 5/13/2013 Analyst: LB 5/13/2013
Metals by ICP/MS	SW6020 (SW3050B)					
Antimony	ND	4.6		mg/Kg-dry	20	Prep Date: 5/14/2013 Analyst: JG 5/14/2013
Cadmium	5.9	1.1		mg/Kg-dry	20	5/14/2013
Chromium	110	2.3		mg/Kg-dry	20	5/14/2013
Copper	220	5.7		mg/Kg-dry	20	5/14/2013
Lead	3300	11		mg/Kg-dry	200	5/14/2013
Tin	43	11	*	mg/Kg-dry	20	5/14/2013
Zinc	1500	11		mg/Kg-dry	20	5/14/2013
TCLP Metals by ICP/MS	SW1311/6020 (SW3005A)					
Lead	0.56	0.005		mg/L	5	Prep Date: 5/15/2013 Analyst: JG 5/15/2013
pH (25 °C)	SW9045C					
pH	8.0			pH Units	1	Prep Date: 5/14/2013 Analyst: PBG 5/14/2013
Percent Moisture	D2974					
Percent Moisture	19.6	0.2	*	wt%	1	Prep Date: 5/13/2013 Analyst: RW 5/14/2013

Qualifiers:

- ND - Not Detected at the Reporting Limit
- J - Analyte detected below quantitation limits
- B - Analyte detected in the associated Method Blank
- HT - Sample received past holding time
- * - Non-accredited parameter

- RL - Reporting / Quantitation Limit for the analysis
- S - Spike Recovery outside accepted recovery limits
- R - RPD outside accepted recovery limits
- E - Value above quantitation range
- H - Holding time exceeded

STAT Analysis Corporation*2242 West Harrison St., Suite 200, Chicago, IL 60612-3766**Tel: (312) 733-0551 Fax: (312) 733-2386 STATinfo@STATAnalysis.com**Accreditation Numbers: IEPA ELAP 100445; ORELAP IL300001; AIHA 101160; NVLAP LabCode 101202***Report Date:** May 23, 2013**Print Date:** May 23, 2013

Client:	Weston Solutions	Client Sample ID:	PA-141-03(0-6)-050713
Lab Order:	13050282	Tag Number:	Fine Grained
Project:	Pilsen Soil Site, Pilsen, Chicago, IL	Collection Date	5/7/2013 5:50:00 PM
Lab ID:	13050282-033B	Matrix:	Soil

Analyses	Result	RL	Qualifier	Units	DF	Date Analyzed
Metals by ICP/MS	SW6020 (SW3050B)				Prep Date: 5/19/2013	Analyst: JG
Lead	1400	4.9		mg/Kg-dry	50	5/19/2013

Qualifiers:

- ND - Not Detected at the Reporting Limit
- J - Analyte detected below quantitation limits
- B - Analyte detected in the associated Method Blank
- HT - Sample received past holding time
- * - Non-accredited parameter

- RL - Reporting / Quantitation Limit for the analysis
- S - Spike Recovery outside accepted recovery limits
- R - RPD outside accepted recovery limits
- E - Value above quantitation range
- H - Holding time exceeded

**PILSEN AREA SOIL SITE
CHICAGO, ILLINOIS
DATA VALIDATION REPORT**

Date: July 31, 2013

Laboratory: STAT Analysis Corporation (STAT), Chicago, Illinois

Laboratory Project #: 13070526

Data Validation Performed By: Lisa Graczyk, Weston Solutions, Inc. (WESTON®) Superfund Technical Assessment and Response Team (START)

Analytical TDD and Work Order #: S05-0001-1211-003/20405.016.001.2038.00

This data validation report has been prepared by WESTON START under the START III Region V contract. This report documents the data validation for 5 solid samples collected for the Pilsen Area Soil Site. The samples are source samples from a baghouse and have been held under custody by NEIC/USGS/EPA since collection in Colorado. The chain-of-custody for the samples state that the samples are less than 75 microns in particle size. The samples were analyzed for the following parameters and U.S. Environmental Protection Agency methods:

- Total Metals by SW-846 Methods 6020 and 7471A
- Moisture Content by ASTM D2974

A level II data package was requested from STAT. The data validation was conducted in general accordance with the EPA “Contract Laboratory Program National Functional Guidelines for Inorganic Superfund Data Review” dated January 2010. The Attachment contains the results summary sheets with the hand-written qualifiers applied during data validation.

TOTAL METALS BY EPA SW-846 METHODS 6020 AND 7471A

1. Samples

The following table summarizes the samples for which this data validation is being conducted.

Samples	Lab ID	Matrix	Date Collected	Date Analyzed
BH-1 N105006-05 Split B	13070526-001	Solid	Unknown	7/17/2013
BH-2 N105006-06 Split B	13070526-002	Solid	Unknown	7/17/2013
BH-4 N105006-08 Split B	13070526-003	Solid	Unknown	7/17/2013
BH-4 N105006-09 Split B	13070526-004	Solid	Unknown	7/17/2013
BH-5 N105006-07 Split B	13070526-005	Solid	Unknown	7/17/2013

2. Holding Times

The collection dates of the samples are unknown. However, the holding times for metals are 28 days for mercury and 180 days from sample collection to analysis for all other metals. Due to the long holding times for these analyses, it is assumed that they were likely not exceeded and no qualifications are necessary.

3. Blank Results

Method blanks were analyzed with the metals analyses. The blanks contained no metals contamination above the reporting limits. There were detections of lead, tin, and mercury below the reporting limits in the blanks. However, the sample results were much greater or contained no detections of these metals. No qualifications were required.

4. Laboratory Control Sample (LCS) Results

The LCS recoveries were within the quality control (QC) limits.

5. Matrix Spike (MS) and MS Duplicate (MSD) Results

STAT did not analyze a site-specific MS/MSD. Therefore matrix interferences could not be evaluated. No qualifications were applied.

6. Overall Assessment

The metals data are acceptable for use as qualified based on the information received.

GENERAL CHEMISTRY PARAMETERS (Moisture Content by ASTM D2974)

1. Samples

The following table summarizes the samples for which this data validation is being conducted.

Samples	Lab ID	Matrix	Date Collected	Date Analyzed
BH-1 N105006-05 Split B	13070526-001	Solid	Unknown	7/15/2013
BH-2 N105006-06 Split B	13070526-002	Solid	Unknown	7/15/2013
BH-4 N105006-08 Split B	13070526-003	Solid	Unknown	7/15/2013
BH-4 N105006-09 Split B	13070526-004	Solid	Unknown	7/15/2013
BH-5 N105006-07 Split B	13070526-005	Solid	Unknown	7/15/2013

2. Holding Times

The holding time for moisture is 28 days. The collection dates of the samples are unknown. Due to the long holding time for this analysis, it is assumed that they were likely not exceeded and no qualifications are necessary.

3. Blank Results

The method blank was non-detect for moisture which is acceptable.

4. LCS Results

The LCS recoveries were within the QC limits.

5. Laboratory Duplicates

The RPD was within QC limits for the laboratory duplicate.

6. Overall Assessment

The moisture data are acceptable for use based on the information received.

Data Validation Report
Pilsen Area Soil Site
STAT Analysis Corporation
Laboratory Project #: 13070526

ATTACHMENT

**STAT ANALYSIS CORPORATION
RESULTS SUMMARY WITH QUALIFIERS**

STAT Analysis Corporation

2242 West Harrison St., Suite 200, Chicago, IL 60612-3766

Tel: (312) 733-0551 Fax: (312) 733-2386 STATinfo@STATAnalysis.com

Accreditation Numbers: IEPA ELAP 100445; ORELAP IL300001; AIHA 101160; NVLAP LabCode 101202-

July 24, 2013

Weston Solutions
750 E. Bunker Court
Suite 500
Vernon Hills, IL 60061
Telephone: (847) 918-4094
Fax: (847) 918-4055

RE: VP1049, Pilsen Superfund

STAT Project No 13070526

Dear Tonya Balla:

STAT Analysis received 5 samples for the referenced project on 7/10/2013 9:37:00 AM. The analytical results are presented in the following report.

All analyses were performed in accordance with the requirements of 35 IAC Part 186 / NELAC standards. Analyses were performed in accordance with methods as referenced on the analytical report. Those analytical results expressed on a dry weight basis are also noted on the analytical report.

All analyses were performed within established holding time criteria, and all Quality Control criteria met EPA or laboratory specifications except when noted in the Case Narrative or Analytical Report. If required, an estimate of uncertainty for the analyses can be provided. A listing of accredited methods/parameters can also be provided.

Thank you for the opportunity to serve you and I look forward to working with you in the future. If you have any questions regarding the enclosed materials, please contact me at (312) 733-0551.

Sincerely,



Thomas M. Bauer
General Manager

The information contained in this report and any attachments is confidential information intended only for the use of the individual or entities named above. The results of this report relate only to the samples tested. If you have received this report in error, please notify us immediately by phone. This report shall not be reproduced, except in its entirety, unless written approval has been obtained from the laboratory. This analytical report shall become property of the Customer upon payment in full. Otherwise, STAT will be under no obligation to support, defend or discuss the analytical report.

Client: Weston Solutions
Project: VP1049, Pilsen Superfund
Lab Order: 13070526

Work Order Sample Summary

Lab Sample ID	Client Sample ID	Tag Number	Collection Date	Date Received
13070526-001A	BH-1 N105006-05	Split B		7/10/2013
13070526-002A	BH-2 N105006-06	Split B		7/10/2013
13070526-003A	BH-3 N105006-08	Split B		7/10/2013
13070526-004A	BH-4 N105006-09	Split B		7/10/2013
13070526-005A	BH-5 N105006-07	Split B		7/10/2013

STAT Analysis Corporation

2242 West Harrison St., Suite 200, Chicago, IL 60612-3766

Tel: (312) 733-0551 Fax: (312) 733-2386 STATinfo@STATAnalysis.com

Accreditation Numbers: IEPA ELAP 100445; ORELAP IL300001; AIHA 101160; NVLAP LabCode 101202

Report Date: July 24, 2013

Print Date: July 24, 2013

Client: Weston Solutions
Lab Order: 13070526
Project: VP1049, Pilsen Superfund
Lab ID: 13070526-001A

Client Sample ID: BH-1 N105006-05 Split B
Tag Number:
Collection Date:
Matrix: Soil

Analyses	Result	RL	Qualifier	Units	DF	Date Analyzed
Mercury	SW7471A					Prep Date: 7/17/2013 Analyst: LB
Mercury	2.6	0.16		mg/Kg-dry	10	7/17/2013
Metals by ICP/MS	SW6020 (SW3050B)					Prep Date: 7/16/2013 Analyst: JG
Antimony	75	36		mg/Kg-dry	100	7/17/2013
Cadmium	1500	8.9		mg/Kg-dry	100	7/17/2013
Chromium	44	18		mg/Kg-dry	100	7/17/2013
Copper	12000	45		mg/Kg-dry	100	7/17/2013
Lead	51000	890		mg/Kg-dry	10000	7/17/2013
Tin	5800	89	*	mg/Kg-dry	100	7/17/2013
Zinc	600000	8900		mg/Kg-dry	10000	7/17/2013
Percent Moisture	D2974					Prep Date: 7/15/2013 Analyst: SDA
Percent Moisture	0.3	0.2	*	wt%	1	7/15/2013

Qualifiers:

ND - Not Detected at the Reporting Limit
J - Analyte detected below quantitation limits
B - Analyte detected in the associated Method Blank
HT - Sample received past holding time
* - Non-accredited parameter

RL - Reporting / Quantitation Limit for the analysis
S - Spike Recovery outside accepted recovery limits
R - RPD outside accepted recovery limits
E - Value above quantitation range
H - Holding time exceeded

STAT Analysis Corporation

2242 West Harrison St., Suite 200, Chicago, IL 60612-3766

Tel: (312) 733-0551 Fax: (312) 733-2386 STATinfo@STATAnalysis.com

Accreditation Numbers: IEPA ELAP 100445; ORELAP IL300001; AIHA 101160; NVLAP LabCode 101202

Report Date: July 24, 2013

Print Date: July 24, 2013

Client: Weston Solutions
Lab Order: 13070526
Project: VP1049, Pilsen Superfund
Lab ID: 13070526-002A

Client Sample ID: BH-2 N105006-06 Split B
Tag Number:
Collection Date:
Matrix: Soil

Analyses	Result	RL	Qualifier	Units	DF	Date Analyzed
Mercury	SW7471A					
Mercury	0.52	0.018		mg/Kg-dry	1	Prep Date: 7/17/2013 Analyst: LB 7/17/2013
Metals by ICP/MS	SW6020 (SW3050B)					
Antimony	68	39		mg/Kg-dry	100	Prep Date: 7/16/2013 Analyst: JG 7/17/2013
Cadmium	1100	9.7		mg/Kg-dry	100	7/17/2013
Chromium	90	19		mg/Kg-dry	100	7/17/2013
Copper	12000	48		mg/Kg-dry	100	7/17/2013
Lead	42000	970		mg/Kg-dry	10000	7/17/2013
Tin	11000	97	*	mg/Kg-dry	100	7/17/2013
Zinc	550000	9700		mg/Kg-dry	10000	7/17/2013
Percent Moisture	D2974					
Percent Moisture	0.3	0.2	*	wt%	1	Prep Date: 7/15/2013 Analyst: SDA 7/15/2013

Qualifiers:
ND - Not Detected at the Reporting Limit
J - Analyte detected below quantitation limits
B - Analyte detected in the associated Method Blank
HT - Sample received past holding time
* - Non-accredited parameter

RL - Reporting / Quantitation Limit for the analysis
S - Spike Recovery outside accepted recovery limits
R - RPD outside accepted recovery limits
E - Value above quantitation range
H - Holding time exceeded

STAT Analysis Corporation

2242 West Harrison St., Suite 200, Chicago, IL 60612-3766

Tel: (312) 733-0551 Fax: (312) 733-2386 STATinfo@STATAnalysis.com

Accreditation Numbers: IEPA ELAP 100445; ORELAP IL300001; AIHA 101160; NVLAP LabCode 101202

Report Date: July 24, 2013

Print Date: July 24, 2013

Client:	Weston Solutions	Client Sample ID: BH-3 N105006-08 Split B				
Lab Order:	13070526	Tag Number:				
Project:	VP1049, Pilsen Superfund	Collection Date				
Lab ID:	13070526-003A	Matrix: Soil				
Analyses	Result	RL	Qualifier	Units	DF	Date Analyzed
Mercury	SW7471A				Prep Date: 7/17/2013	Analyst: LB
Mercury	3.2	0.21		mg/Kg-dry	10	7/17/2013
Metals by ICP/MS	SW6020 (SW3050B)				Prep Date: 7/16/2013	Analyst: JG
Antimony	180	40		mg/Kg-dry	100	7/17/2013
Cadmium	510	9.9		mg/Kg-dry	100	7/17/2013
Chromium	92	20		mg/Kg-dry	100	7/17/2013
Copper	62000	5000		mg/Kg-dry	10000	7/17/2013
Lead	12000	990		mg/Kg-dry	10000	7/17/2013
Tin	5800	99	*	mg/Kg-dry	100	7/17/2013
Zinc	400000	9900		mg/Kg-dry	10000	7/17/2013
Percent Moisture	D2974				Prep Date: 7/15/2013	Analyst: SDA
Percent Moisture	0.9	0.2	*	wt%	1	7/15/2013

Qualifiers:

ND - Not Detected at the Reporting Limit
J - Analyte detected below quantitation limits
B - Analyte detected in the associated Method Blank
HT - Sample received past holding time
* - Non-accredited parameter

RL - Reporting / Quantitation Limit for the analysis
S - Spike Recovery outside accepted recovery limits
R - RPD outside accepted recovery limits
E - Value above quantitation range
H - Holding time exceeded

STAT Analysis Corporation

2242 West Harrison St., Suite 200, Chicago, IL 60612-3766

Tel: (312) 733-0551 Fax: (312) 733-2386 STATinfo@STATAnalysis.com

Accreditation Numbers: IEPA ELAP 100445; ORELAP IL300001; AIHA 101160; NVLAP LabCode 101202

Report Date: July 24, 2013

Print Date: July 24, 2013

Client:	Weston Solutions	Client Sample ID:	BH-4 N105006-09 Split B
Lab Order:	13070526	Tag Number:	
Project:	VP1049, Pilsen Superfund	Collection Date:	
Lab ID:	13070526-004A	Matrix:	Soil

Analyses	Result	RL	Qualifier	Units	DF	Date Analyzed
Mercury	SW7471A					Prep Date: 7/17/2013 Analyst: LB
Mercury	1.8	0.18		mg/Kg-dry	10	7/17/2013
Metals by ICP/MS	SW6020 (SW3050B)					Prep Date: 7/16/2013 Analyst: JG
Antimony	140	39		mg/Kg-dry	100	7/17/2013
Cadmium	500	9.7		mg/Kg-dry	100	7/17/2013
Chromium	71	19		mg/Kg-dry	100	7/17/2013
Copper	61000	4800		mg/Kg-dry	10000	7/17/2013
Lead	13000	970		mg/Kg-dry	10000	7/17/2013
Tin	5100	97	*	mg/Kg-dry	100	7/17/2013
Zinc	480000	9700		mg/Kg-dry	10000	7/17/2013
Percent Moisture	D2974					Prep Date: 7/15/2013 Analyst: SDA
Percent Moisture	0.9	0.2	*	wt%	1	7/15/2013

Qualifiers:

ND - Not Detected at the Reporting Limit
J - Analyte detected below quantitation limits
B - Analyte detected in the associated Method Blank
HT - Sample received past holding time
* - Non-accredited parameter

RL - Reporting / Quantitation Limit for the analysis
S - Spike Recovery outside accepted recovery limits
R - RPD outside accepted recovery limits
E - Value above quantitation range
H - Holding time exceeded

STAT Analysis Corporation

2242 West Harrison St., Suite 200, Chicago, IL 60612-3766

Tel: (312) 733-0551 Fax: (312) 733-2386 STATinfo@STATAnalysis.com

Accreditation Numbers: IEPA ELAP 100445; ORELAP IL300001; AIHA 101160; NVLAP LabCode 101202

Report Date: July 24, 2013

Print Date: July 24, 2013

Client:	Weston Solutions	Client Sample ID:	BH-5 N105006-07 Split B
Lab Order:	13070526	Tag Number:	
Project:	VP1049, Pilsen Superfund	Collection Date:	
Lab ID:	13070526-005A	Matrix:	Soil

Analyses	Result	RL	Qualifier	Units	DF	Date Analyzed
Mercury	SW7471A					Prep Date: 7/17/2013 Analyst: LB
Mercury	5.2	0.17		mg/Kg-dry	10	7/17/2013
Metals by ICP/MS	SW6020 (SW3050B)					Prep Date: 7/16/2013 Analyst: JG
Antimony	49	35		mg/Kg-dry	100	7/17/2013
Cadmium	700	8.8		mg/Kg-dry	100	7/17/2013
Chromium	ND	18		mg/Kg-dry	100	7/17/2013
Copper	ND	4400		mg/Kg-dry	10000	7/17/2013
Lead	34000	880		mg/Kg-dry	10000	7/17/2013
Tin	6300	88	*	mg/Kg-dry	100	7/17/2013
Zinc	650000	8800		mg/Kg-dry	10000	7/17/2013
Percent Moisture	D2974					Prep Date: 7/15/2013 Analyst: SDA
Percent Moisture	0.3	0.2	*	wt%	1	7/15/2013

Qualifiers:

ND - Not Detected at the Reporting Limit
J - Analyte detected below quantitation limits
B - Analyte detected in the associated Method Blank
HT - Sample received past holding time
* - Non-accredited parameter

RL - Reporting / Quantitation Limit for the analysis
S - Spike Recovery outside accepted recovery limits
R - RPD outside accepted recovery limits
E - Value above quantitation range
H - Holding time exceeded

NATIONAL ENFORCEMENT INVESTIGATIONS CENTER
Building 53, Box 25227, Denver Federal Center
Denver, Colorado 80225

13070526

CHAIN OF CUSTODY RECORD

[illegible]

Sample Receipt Checklist

Client Name EPA

Date and Time Received: 7/10/2013 9:37:00 AM

Work Order Number 13070526

Received by: TJW

Checklist completed by: T. L. W. 7/11/13
Signature Date

Reviewed by: [Signature] 7/12/13
Initials Date

Matrix:

Carrier name FedEx

Shipping container/cooler in good condition?	Yes <input checked="" type="checkbox"/>	No <input type="checkbox"/>	Not Present <input type="checkbox"/>
Custody seals intact on shipping container/cooler?	Yes <input type="checkbox"/>	No <input type="checkbox"/>	Not Present <input checked="" type="checkbox"/>
Custody seals intact on sample bottles?	Yes <input type="checkbox"/>	No <input type="checkbox"/>	Not Present <input checked="" type="checkbox"/>
Chain of custody present?	Yes <input checked="" type="checkbox"/>	No <input type="checkbox"/>	
Chain of custody signed when relinquished and received?	Yes <input checked="" type="checkbox"/>	No <input type="checkbox"/>	
Chain of custody agrees with sample labels/containers?	Yes <input checked="" type="checkbox"/>	No <input type="checkbox"/>	
Samples in proper container/bottle?	Yes <input checked="" type="checkbox"/>	No <input type="checkbox"/>	
Sample containers intact?	Yes <input checked="" type="checkbox"/>	No <input type="checkbox"/>	
Sufficient sample volume for indicated test?	Yes <input checked="" type="checkbox"/>	No <input type="checkbox"/>	
All samples received within holding time?	Yes <input checked="" type="checkbox"/>	No <input type="checkbox"/>	
Container or Temp Blank temperature in compliance?	Yes <input checked="" type="checkbox"/>	No <input type="checkbox"/>	Temperature Ambient °C
Water - VOA vials have zero headspace?	No VOA vials submitted <input type="checkbox"/>	Yes <input type="checkbox"/>	No <input type="checkbox"/>
Water - Samples pH checked?	Yes <input type="checkbox"/>	No <input type="checkbox"/>	Checked by: _____
Water - Samples properly preserved?	Yes <input type="checkbox"/>	No <input type="checkbox"/>	pH Adjusted? _____

Any No response must be detailed in the comments section below.

Comments: _____

Client / Person
contacted: _____

Date contacted: _____

Contacted by: _____

Response: _____

Prep Start Date: 7/16/2013 9:50:24 A

Prep End Date: 7/16/2013 1:05:00 P

Prep Factor Units:

Prep Batch 70581 Prep Code: M_S_PREP Technician: VA

mL / g

Sample ID	Matrix	pH	SampAmt	Sol Added	Sol Recov	Fin Vol	factor	PrepStart	PrepEnd
IMBS2 7/16/13			1	0	0	50	50.000	7/16/2013	7/16/2013
ILCSS2 7/16/13			1	0	0	50	50.000	7/16/2013	7/16/2013
13070622-022A	Soil		1.075	0	0	50	46.512	7/16/2013	7/16/2013
13070622-023A	Soil		1.071	0	0	50	46.685	7/16/2013	7/16/2013
13070622-024A	Soil		1.108	0	0	50	45.126	7/16/2013	7/16/2013
13070622-025A	Soil		1.185	0	0	50	42.194	7/16/2013	7/16/2013
13070622-026A	Soil		1.024	0	0	50	48.828	7/16/2013	7/16/2013
13070622-027A	Soil		1.012	0	0	50	49.407	7/16/2013	7/16/2013
13070622-028A	Soil		1.093	0	0	50	45.746	7/16/2013	7/16/2013
13070622-029A	Soil		1.063	0	0	50	47.037	7/16/2013	7/16/2013
13070622-030A	Soil		1.048	0	0	50	47.710	7/16/2013	7/16/2013
13070622-031A	Soil		1.045	0	0	50	47.847	7/16/2013	7/16/2013
13070622-031AMS	Soil		1.039	0	0	50	48.123	7/16/2013	7/16/2013
13070622-031AMSD	Soil		1.047	0	0	50	47.755	7/16/2013	7/16/2013
13070622-032A	Soil		1.042	0	0	50	47.985	7/16/2013	7/16/2013
13070622-033A	Soil		1.115	0	0	50	44.843	7/16/2013	7/16/2013
13070622-034A	Soil		1.058	0	0	50	47.259	7/16/2013	7/16/2013
13070622-035A	Soil		1.194	0	0	50	41.876	7/16/2013	7/16/2013
13070526-001A	Soil		0.562	0	0	50	88.968	7/16/2013	7/16/2013
13070526-002A	Soil		0.519	0	0	50	96.339	7/16/2013	7/16/2013
13070526-003A	Soil		0.507	0	0	50	98.619	7/16/2013	7/16/2013
13070526-004A	Soil		0.521	0	0	50	95.969	7/16/2013	7/16/2013
13070526-005A	Soil		0.571	0	0	50	87.566	7/16/2013	7/16/2013
13070622-021A	Soil		1.111	0	0	50	45.005	7/16/2013	7/16/2013

CLIENT: Weston Solutions

Work Order: 13070526

Project: VP1049, Pilsen Superfund

ANALYTICAL QC SUMMARY REPORT

BatchID: 70581

Sample ID: IMBS2 7/16/13		SampType: MBLK	TestCode: M_ICPMS_S		Units: mg/Kg	Prep Date: 7/16/2013		Run ID: ICPMS_130717A			
Client ID: ZZZZ		Batch ID: 70581	TestNo: SW6020			Analysis Date: 7/17/2013		SeqNo: 2463021			
Analyte	Result	PQL	SPK value	SPK Ref Val	%REC	LowLimit	HighLimit	RPD Ref Val	%RPD	RPDLimit	Qual
Antimony	ND	1.0									
Cadmium	ND	0.25									
Chromium	ND	0.50									
Copper	ND	1.2									
Lead	0.0925	0.25									J
Tin	1.639	2.5									J*
Zinc	ND	2.5									

Sample ID: ILCSS2 7/16/13		SampType: LCS		TestCode: M_ICPMS_S		Units: mg/Kg		Prep Date: 7/16/2013		Run ID: ICPMS_130717A			
Client ID: ZZZZ		Batch ID: 70581		TestNo: SW6020		Analysis Date: 7/17/2013						SeqNo: 2463022	
Analyte		Result		PQL	SPK value	SPK Ref Val	%REC	LowLimit	HighLimit	RPD Ref Val	%RPD	RPDLimit	Qual
Antimony		14.68		1.0	12.5	0	117	80	120	0	0		
Cadmium		24.96		0.25	25	0	99.8	80	120	0	0		
Chromium		26.78		0.50	25	0	107	80	120	0	0		
Copper		27.12		1.2	25	0	108	80	120	0	0		
Lead		26.34		0.25	25	0.0925	105	80	120	0	0		
Tin		14.98		2.5	12.5	1.639	107	80	120	0	0		*
Zinc		23.39		2.5	25	0	93.6	80	120	0	0		

Sample ID: 13070622-031AMS	SampType: MS	TestCode: M_ICPMS_S	Units: mg/Kg-dry	Prep Date: 7/16/2013	Run ID: ICPMS-2_130718A						
Client ID: ZZZZ	Batch ID: 70581	TestNo: SW6020		Analysis Date: 7/18/2013	SeqNo: 2464940						
Analyte	Result	PQL	SPK value	SPK Ref Val	%REC	LowLimit	HighLimit	RPD Ref Val	%RPD	RPDLimit	Qual
Zinc	3123	110	28.58	3106	58.8	75	125	0	0	0	S

Qualifiers: ND - Not Detected at the Reporting Limit
J - Analyte detected below quantitation limits
* - Non Accredited Parameter
S - Spike Recovery outside accepted recovery limits
R - RPD outside accepted recovery limits
H/HT - Holding Time Exceeded
B - Analyte detected in the associated Method Blank
E - Value above quantitation range

CLIENT: Weston Solutions
Work Order: 13070526
Project: VP1049, Pilsen Superfund

ANALYTICAL QC SUMMARY REPORT

BatchID: 70581

Sample ID: 13070622-031AMS	SampType: MS	TestCode: M_ICPMS_S	Units: mg/Kg-dry	Prep Date: 7/16/2013	Run ID: ICPMS-2_130718A						
Client ID: ZZZZ	Batch ID: 70581	TestNo: SW6020		Analysis Date: 7/18/2013	SeqNo: 2464993						
Analyte	Result	PQL	SPK value	SPK Ref Val	%REC	LowLimit	HighLimit	RPD Ref Val	%RPD	RPDLimit	Qual

Antimony	11.36	4.6	14.29	9.899	10.2	75	125	0	0		S
Cadmium	48.68	1.1	28.58	20.88	97.3	75	125	0	0		
Lead	4565	1.1	28.58	4337	798	75	125	0	0		S
Tin	119	11	14.29	183.9	-455	75	125	0	0		S*

Sample ID: 13070622-031AMS	SampType: MS	TestCode: M_ICPMS_S	Units: mg/Kg-dry	Prep Date: 7/16/2013	Run ID: ICPMS-2_130719A						
Client ID: ZZZZ	Batch ID: 70581	TestNo: SW6020		Analysis Date: 7/19/2013	SeqNo: 2466317						
Analyte	Result	PQL	SPK value	SPK Ref Val	%REC	LowLimit	HighLimit	RPD Ref Val	%RPD	RPDLimit	Qual

Chromium	114.2	2.3	28.58	91.32	80	75	125	0	0		
Copper	539.5	5.7	28.58	584.7	-158	75	125	0	0		S

Sample ID: 13070622-031AMSD	SampType: MSD	TestCode: M_ICPMS_S	Units: mg/Kg-dry	Prep Date: 7/16/2013	Run ID: ICPMS-2_130718A						
Client ID: ZZZZ	Batch ID: 70581	TestNo: SW6020		Analysis Date: 7/18/2013	SeqNo: 2464941						
Analyte	Result	PQL	SPK value	SPK Ref Val	%REC	LowLimit	HighLimit	RPD Ref Val	%RPD	RPDLimit	Qual

Zinc	4577	110	28.36	3106	5190	75	125	2758	49.6	20	SR
------	------	-----	-------	------	------	----	-----	------	------	----	----

Sample ID: 13070622-031AMSD	SampType: MSD	TestCode: M_ICPMS_S	Units: mg/Kg-dry	Prep Date: 7/16/2013	Run ID: ICPMS-2_130718A						
Client ID: ZZZZ	Batch ID: 70581	TestNo: SW6020		Analysis Date: 7/18/2013	SeqNo: 2464994						
Analyte	Result	PQL	SPK value	SPK Ref Val	%REC	LowLimit	HighLimit	RPD Ref Val	%RPD	RPDLimit	Qual

Antimony	10.07	4.5	14.18	9.899	1.19	75	125	11.36	12.1	20	S
Cadmium	59.16	1.1	28.36	20.88	135	75	125	48.68	19.4	20	S
Lead	5219	1.1	28.36	4337	3110	75	125	4565	13.4	20	S
Tin	182.1	11	14.18	183.9	-12.9	75	125	119	41.9	20	SR*

Qualifiers:	ND - Not Detected at the Reporting Limit	S - Spike Recovery outside accepted recovery limits	B - Analyte detected in the associated Method Blank
	J - Analyte detected below quantitation limits	R - RPD outside accepted recovery limits	E - Value above quantitation range
	* - Non Accredited Parameter	H/HT - Holding Time Exceeded	

CLIENT: Weston Solutions
Work Order: 13070526
Project: VP1049, Pilsen Superfund

ANALYTICAL QC SUMMARY REPORT

BatchID: 70581

Sample ID: 13070622-031AMSD	SampType: MSD	TestCode: M_ICPMS_S	Units: mg/Kg-dry	Prep Date: 7/16/2013	Run ID: ICPMS-2_130719A						
Client ID: ZZZZ	Batch ID: 70581	TestNo: SW6020		Analysis Date: 7/19/2013	SeqNo: 2466320						
Analyte	Result	PQL	SPK value	SPK Ref Val	%REC	LowLimit	HighLimit	RPD Ref Val	%RPD	RPDLimit	Qual
Chromium	126.6	2.3	28.36	91.32	125	75	125	114.2	10.3	20	
Copper	678.9	5.7	28.36	584.7	332	75	125	539.5	22.9	20	SR

Qualifiers:	ND - Not Detected at the Reporting Limit	S - Spike Recovery outside accepted recovery limits	B - Analyte detected in the associated Method Blank
	J - Analyte detected below quantitation limits	R - RPD outside accepted recovery limits	E - Value above quantitation range
	* - Non Accredited Parameter	H/HT - Holding Time Exceeded	

Prep Start Date: 7/17/2013 12:45:00

Prep End Date: 7/17/2013 1:24:00 P

Prep Factor Units:

Prep Batch 70598 Prep Code: M_HG_S_PRE Technician: LB

mL / g

Sample ID	Matrix	pH	SampAmt	Sol Added	Sol Recov	Fin Vol	factor	PrepStart	PrepEnd
HGMB52 7/16/13			0.3	0	0	30	100.000	7/16/2013	7/16/2013
HGLCSS2 7/16/13			0.3	0	0	30	100.000	7/16/2013	7/16/2013
13070701-001B	Soil		0.349	0	0	30	85.960	7/16/2013	7/16/2013
13070512-001B	Soil		0.357	0	0	30	84.034	7/16/2013	7/16/2013
13070512-002B	Soil		0.329	0	0	30	91.185	7/16/2013	7/16/2013
13070512-002BMS	Soil		0.331	0	0	30	90.634	7/16/2013	7/16/2013
13070512-002BMSD	Soil		0.328	0	0	30	91.463	7/16/2013	7/16/2013
13070477-001B	Soil		0.372	0	0	30	80.645	7/17/2013	7/17/2013
13070477-002B	Soil		0.371	0	0	30	80.863	7/17/2013	7/17/2013
13070477-003B	Soil		0.333	0	0	30	90.090	7/17/2013	7/17/2013
13070477-004B	Soil		0.313	0	0	30	95.847	7/17/2013	7/17/2013
13070477-005B	Soil		0.363	0	0	30	82.645	7/17/2013	7/17/2013
13070477-006B	Soil		0.335	0	0	30	89.552	7/17/2013	7/17/2013
13070477-007B	Soil		0.32	0	0	30	93.750	7/17/2013	7/17/2013
13070477-008B	Soil		0.384	0	0	30	78.125	7/17/2013	7/17/2013
13070477-009B	Soil		0.36	0	0	30	83.333	7/17/2013	7/17/2013
13070477-010B	Soil		0.32	0	0	30	93.750	7/17/2013	7/17/2013
13070477-011B	Soil		0.357	0	0	30	84.034	7/17/2013	7/17/2013
13070478-001B	Soil		0.372	0	0	30	80.645	7/17/2013	7/17/2013
13070526-001A	Soil		0.384	0	0	30	78.125	7/17/2013	7/17/2013
13070526-002A	Soil		0.339	0	0	30	88.496	7/17/2013	7/17/2013
13070526-003A	Soil		0.283	0	0	30	106.007	7/17/2013	7/17/2013
13070526-004A	Soil		0.34	0	0	30	88.235	7/17/2013	7/17/2013
13070526-005A	Soil		0.359	0	0	30	83.565	7/17/2013	7/17/2013

CLIENT: Weston Solutions
Work Order: 13070526
Project: VP1049, Pilsen Superfund

ANALYTICAL QC SUMMARY REPORT

BatchID: 70598

Sample ID: HGMBS2 7/16/13	SampType: MBLK	TestCode: M_HG_SOLID	Units: mg/Kg	Prep Date: 7/16/2013	Run ID: CETAC_130716B
Client ID: ZZZZ	Batch ID: 70598	TestNo: SW7471A		Analysis Date: 7/16/2013	SeqNo: 2461593
Analyte	Result	PQL	SPK value	SPK Ref Val	%REC LowLimit HighLimit RPD Ref Val %RPD RPDLimit Qual
Mercury	0.002	0.020			J

Sample ID: HGLCSS2 7/16/13	SampType: LCS	TestCode: M_HG_SOLID	Units: mg/Kg	Prep Date: 7/16/2013	Run ID: CETAC_130716B
Client ID: ZZZZ	Batch ID: 70598	TestNo: SW7471A		Analysis Date: 7/16/2013	SeqNo: 2461594
Analyte	Result	PQL	SPK value	SPK Ref Val	%REC LowLimit HighLimit RPD Ref Val %RPD RPDLimit Qual
Mercury	0.239	0.020	0.25	0.002	94.8 80 120 0 0

Sample ID: 13070512-002BMS	SampType: MS	TestCode: M_HG_SOLID	Units: mg/Kg-dry	Prep Date: 7/16/2013	Run ID: CETAC_130716B
Client ID: ZZZZ	Batch ID: 70598	TestNo: SW7471A		Analysis Date: 7/16/2013	SeqNo: 2461598
Analyte	Result	PQL	SPK value	SPK Ref Val	%REC LowLimit HighLimit RPD Ref Val %RPD RPDLimit Qual
Mercury	0.2931	0.025	0.3066	0.01111	92 75 125 0 0

Sample ID: 13070512-002BMSD	SampType: MSD	TestCode: M_HG_SOLID	Units: mg/Kg-dry	Prep Date: 7/16/2013	Run ID: CETAC_130716B
Client ID: ZZZZ	Batch ID: 70598	TestNo: SW7471A		Analysis Date: 7/16/2013	SeqNo: 2461599
Analyte	Result	PQL	SPK value	SPK Ref Val	%REC LowLimit HighLimit RPD Ref Val %RPD RPDLimit Qual
Mercury	0.3069	0.025	0.3094	0.01111	95.6 75 125 0.2931 4.61 20

Qualifiers:	ND - Not Detected at the Reporting Limit	S - Spike Recovery outside accepted recovery limits	B - Analyte detected in the associated Method Blank
	J - Analyte detected below quantitation limits	R - RPD outside accepted recovery limits	E - Value above quantitation range
	* - Non Accredited Parameter	H/HT - Holding Time Exceeded	

CLIENT: Weston Solutions
Work Order: 13070526
Project: VP1049, Pilsen Superfund

ANALYTICAL QC SUMMARY REPORT

BatchID: R91092

Sample ID: PMMBK 1 7/15/13	SampType: MBLK	TestCode: PMOIST	Units: wt%	Prep Date: 7/15/2013	Run ID: BALANCE_130715B						
Client ID: ZZZZ	Batch ID: R91092	TestNo: D2974		Analysis Date: 7/15/2013	SeqNo: 2460796						
Analyte	Result	PQL	SPK value	SPK Ref Val	%REC	LowLimit	HighLimit	RPD Ref Val	%RPD	RPDLimit	Qual
Percent Moisture	ND	0.200									*

Sample ID: PMLCS-S 1 7/15/13	SampType: LCS	TestCode: PMOIST	Units: wt%	Prep Date: 7/15/2013	Run ID: BALANCE_130715B						
Client ID: ZZZZ	Batch ID: R91092	TestNo: D2974		Analysis Date: 7/15/2013	SeqNo: 2460797						
Analyte	Result	PQL	SPK value	SPK Ref Val	%REC	LowLimit	HighLimit	RPD Ref Val	%RPD	RPDLimit	Qual
Percent Moisture	4.4	0.200	5	0	88	80	120	0	0		*

Sample ID: PMLCS-W 1 7/15/13	SampType: LCS	TestCode: PMOIST	Units: wt%	Prep Date: 7/15/2013	Run ID: BALANCE_130715B						
Client ID: ZZZZ	Batch ID: R91092	TestNo: D2974		Analysis Date: 7/15/2013	SeqNo: 2460798						
Analyte	Result	PQL	SPK value	SPK Ref Val	%REC	LowLimit	HighLimit	RPD Ref Val	%RPD	RPDLimit	Qual
Percent Moisture	99.84	0.200	99.8	0	100	80	120	0	0		*

Sample ID: 13070617-008B DUP	SampType: DUP	TestCode: PMOIST	Units: wt%	Prep Date: 7/15/2013	Run ID: BALANCE_130715B						
Client ID: ZZZZ	Batch ID: R91092	TestNo: D2974		Analysis Date: 7/15/2013	SeqNo: 2460816						
Analyte	Result	PQL	SPK value	SPK Ref Val	%REC	LowLimit	HighLimit	RPD Ref Val	%RPD	RPDLimit	Qual
Percent Moisture	13.86	0.200	0	0	0	0	0	14.94	7.50	20	*

Qualifiers:	ND - Not Detected at the Reporting Limit	S - Spike Recovery outside accepted recovery limits	B - Analyte detected in the associated Method Blank
	J - Analyte detected below quantitation limits	R - RPD outside accepted recovery limits	E - Value above quantitation range
	* - Non Accredited Parameter	H/HT - Holding Time Exceeded	

**PILSEN AREA SOIL SITE
CHICAGO, ILLINOIS
DATA VALIDATION REPORT**

Date: September 4, 2013

Laboratory: STAT Analysis Corporation (STAT), Chicago, Illinois

Laboratory Project #: 13080639

Data Validation Performed By: Lisa Graczyk, Weston Solutions, Inc. (WESTON®) Superfund Technical Assessment and Response Team (START)

Analytical TDD and Work Order #: S05-0001-1211-003/20405.016.001.2038.00

This data validation report has been prepared by WESTON START under the START III Region V contract. This report documents the data validation for 43 soil samples collected for the Pilsen Area Soil Site that were analyzed for the following parameters and U.S. Environmental Protection Agency methods:

- Total Metals by SW-846 Methods 6020 and 7471A
- Fine Grained Lead by SW-846 Method 6020
- Moisture Content by ASTM D2974

A level II data package was requested from STAT. The data validation was conducted in general accordance with the EPA “Contract Laboratory Program National Functional Guidelines for Inorganic Superfund Data Review” dated January 2010. The Attachment contains the results summary sheets with the hand-written qualifiers applied during data validation.

TOTAL METALS AND FINE GRAINED LEAD BY EPA SW-846 METHODS 6020 AND 7471A

1. Samples

Attachment A summarizes the samples for which this data validation is being conducted. It includes the laboratory sample identification, the WESTON START sample identification, and the date and time of sample collection.

2. Holding Times

The samples were analyzed within the required holding time limit of 28 days for mercury and 180 days from sample collection to analysis for all other metals.

3. Blank Results

Method blanks were analyzed with the metals analyses. The blanks contained no metals contamination above the reporting limits. There were detections of metals below the reporting limits in the blanks. However, the sample results were much greater or contained no detections of these metals. No qualifications were required.

4. Laboratory Control Sample (LCS) Results

The LCS recoveries were within the quality control (QC) limits except for as follows.

In one LCS, antimony was detected high. Detected antimony results were flagged “J” as estimated.

5. Matrix Spike (MS) and MS Duplicate (MSD) Results

STAT analyzed several site-specific MS/MSDs. The percent recoveries and relative percent differences (RPD) were within QC limits except for as follows.

In many instances of QC limits not being met, the sample concentration was more than four times the spike amount. In these instances, no qualifications were required.

In the MS and/or MSD of sample PA-499-01(0-6)-081413, antimony, tin, and mercury had low recoveries. In this sample, the mercury and tin results were flagged “J” and the quantitation limit for antimony was flagged “UJ” as estimated due to potential matrix interference.

In the MS and MSD of sample PA-515-01(0-6)-081613, antimony and mercury had low recoveries and tin had a high recovery. In this sample, the antimony, mercury and tin results were flagged “J” as estimated due to potential matrix interference.

In the MS and MSD of sample PA-516-01(6-18)-081613, antimony had a low recovery and tin had a high recovery. In this sample, the quantitation limit for antimony was flagged “UJ” as estimated due to potential matrix interference. Note that tin did not required qualification because it was not detected in the sample and the high MS/MSD recoveries indicate a high bias.

6. Field Duplicate Results

There are five field duplicate samples associated with this work order that is identified by a “D” suffix in the sample name.

The field duplicate results were evaluated by calculating the RPDs between the investigative and field duplicate sample results. There is no established QC limit for RPD for field duplicates;

however, 50 RPD is generally used for evaluation. Most of the RPDs for detected metals were below 50 which is acceptable.

There were only two instances where the RPD exceeded 50; chromium in sample PA-491-01(6-18)-081213D and mercury in sample PA-516-01(0-6)-081613D. These two discrepancies are minor and in general the field duplicate results agreed well with the investigative sample results.

7. Overall Assessment

The metals data are acceptable for use as qualified based on the information received.

GENERAL CHEMISTRY PARAMETER (Moisture Content by ASTM D2974)

1. Samples

Attachment A summarizes the samples for which this data validation is being conducted. It includes the laboratory sample identification, the WESTON START sample identification, and the date and time of sample collection.

2. Holding Times

The holding time for moisture is 28 days. The holding time for moisture was met.

3. Blank Results

Method blanks were analyzed with the moisture analyses and were all non-detect for moisture which is acceptable.

4. LCS Results

LCSs were analyzed with the moisture analyses. The LCS recoveries were within the QC limits.

5. Laboratory Duplicates

Laboratory duplicates were analyzed with the moisture analyses. The RPDs were within QC limits.

6. Field Duplicate Results

There are five field duplicate samples associated with this work order that are identified by a "D" suffix in the sample name.

Data Validation Report
Pilsen Area Soil Site
STAT Analysis Corporation
Laboratory Project #: 13070839

The field duplicate results were evaluated by calculating the RPDs between the investigative and field duplicate sample results. The RPDs were below 50 which is acceptable.

7. Overall Assessment

The moisture data are acceptable for use based on the information received.

Data Validation Report
Pilsen Area Soil Site
STAT Analysis Corporation
Laboratory Project #: 13070839

ATTACHMENT A

SAMPLE LIST

Client: Weston Solutions
Project: Pilsen Soil Site, Pilsen, Chicago, IL
Lab Order: 13080639

Work Order Sample Summary

Lab Sample ID	Client Sample ID	Tag Number	Collection Date	Date Received
13080639-001A	PA-489-01(0-6)-081213		8/12/2013 2:40:00 PM	8/17/2013
13080639-001B	PA-489-01(0-6)-081213	Fine Grained	8/12/2013 2:40:00 PM	8/17/2013
13080639-002A	PA-489-01(6-18)-081213		8/12/2013 2:45:00 PM	8/17/2013
13080639-002B	PA-489-01(6-18)-081213	Fine Grained	8/12/2013 2:45:00 PM	8/17/2013
13080639-003A	PA-490-01(0-6)-081213		8/12/2013 3:30:00 PM	8/17/2013
13080639-003B	PA-490-01(0-6)-081213	Fine Grained	8/12/2013 3:30:00 PM	8/17/2013
13080639-004A	PA-491-01(0-6)-081213		8/12/2013 4:20:00 PM	8/17/2013
13080639-004B	PA-491-01(0-6)-081213	Fine Grained	8/12/2013 4:20:00 PM	8/17/2013
13080639-005A	PA-491-01(6-18)-081213		8/12/2013 4:25:00 PM	8/17/2013
13080639-005B	PA-491-01(6-18)-081213	Fine Grained	8/12/2013 4:25:00 PM	8/17/2013
13080639-006A	PA-491-01(6-18)-081213D		8/12/2013 4:30:00 PM	8/17/2013
13080639-006B	PA-491-01(6-18)-081213D	Fine Grained	8/12/2013 4:30:00 PM	8/17/2013
13080639-007A	PA-492-01(0-6)-081313		8/13/2013 10:00:00 AM	8/17/2013
13080639-007B	PA-492-01(0-6)-081313	Fine Grained	8/13/2013 10:00:00 AM	8/17/2013
13080639-008A	PA-493-01(0-6)-081313		8/13/2013 10:45:00 AM	8/17/2013
13080639-008B	PA-493-01(0-6)-081313	Fine Grained	8/13/2013 10:45:00 AM	8/17/2013
13080639-009A	PA-494-01(0-6)-081313		8/13/2013 12:00:00 PM	8/17/2013
13080639-009B	PA-494-01(0-6)-081313	Fine Grained	8/13/2013 12:00:00 PM	8/17/2013
13080639-010A	PA-495-01(0-6)-081313		8/13/2013 2:00:00 PM	8/17/2013
13080639-010B	PA-495-01(0-6)-081313	Fine Grained	8/13/2013 2:00:00 PM	8/17/2013
13080639-011A	PA-495-01(6-24)-081313		8/13/2013 2:05:00 PM	8/17/2013
13080639-011B	PA-495-01(6-24)-081313	Fine Grained	8/13/2013 2:05:00 PM	8/17/2013
13080639-012A	PA-496-01(0-6)-081313		8/13/2013 3:00:00 PM	8/17/2013
13080639-012B	PA-496-01(0-6)-081313	Fine Grained	8/13/2013 3:00:00 PM	8/17/2013
13080639-013A	PA-497-01(0-6)-081313		8/13/2013 3:50:00 PM	8/17/2013
13080639-013B	PA-497-01(0-6)-081313	Fine Grained	8/13/2013 3:50:00 PM	8/17/2013
13080639-014A	PA-498-01(0-6)-081313		8/13/2013 4:50:00 PM	8/17/2013
13080639-014B	PA-498-01(0-6)-081313	Fine Grained	8/13/2013 4:50:00 PM	8/17/2013
13080639-015A	PA-498-01(0-6)-081313D		8/13/2013 4:55:00 PM	8/17/2013
13080639-015B	PA-498-01(0-6)-081313D	Fine Grained	8/13/2013 4:55:00 PM	8/17/2013
13080639-016A	PA-498-01(6-15)-081313		8/13/2013 5:00:00 PM	8/17/2013
13080639-016B	PA-498-01(6-15)-081313	Fine Grained	8/13/2013 5:00:00 PM	8/17/2013
13080639-017A	PA-499-01(0-6)-081413		8/14/2013 9:45:00 AM	8/17/2013
13080639-017B	PA-499-01(0-6)-081413	Fine Grained	8/14/2013 9:45:00 AM	8/17/2013
13080639-018A	PA-500-01(0-6)-081413		8/14/2013 11:00:00 AM	8/17/2013
13080639-018B	PA-500-01(0-6)-081413	Fine Grained	8/14/2013 11:00:00 AM	8/17/2013
13080639-019A	PA-500-01(6-24)-081413		8/14/2013 11:05:00 AM	8/17/2013
13080639-019B	PA-500-01(6-24)-081413	Fine Grained	8/14/2013 11:05:00 AM	8/17/2013

Client: Weston Solutions
Project: Pilsen Soil Site, Pilsen, Chicago, IL
Lab Order: 13080639

Work Order Sample Summary

Lab Sample ID	Client Sample ID	Tag Number	Collection Date	Date Received
13080639-020A	PA-501-01(0-6)-081413		8/14/2013 12:00:00 PM	8/17/2013
13080639-020B	PA-501-01(0-6)-081413	Fine Grained	8/14/2013 12:00:00 PM	8/17/2013
13080639-021A	PA-502-01(0-6)-081413		8/14/2013 2:00:00 PM	8/17/2013
13080639-021B	PA-502-01(0-6)-081413	Fine Grained	8/14/2013 2:00:00 PM	8/17/2013
13080639-022A	PA-502-01(6-24)-081413		8/14/2013 2:05:00 PM	8/17/2013
13080639-022B	PA-502-01(6-24)-081413	Fine Grained	8/14/2013 2:05:00 PM	8/17/2013
13080639-023A	PA-503-01(0-6)-081413		8/14/2013 3:15:00 PM	8/17/2013
13080639-023B	PA-503-01(0-6)-081413	Fine Grained	8/14/2013 3:15:00 PM	8/17/2013
13080639-024A	PA-503-01(6-24)-081413		8/14/2013 3:20:00 PM	8/17/2013
13080639-024B	PA-503-01(6-24)-081413	Fine Grained	8/14/2013 3:20:00 PM	8/17/2013
13080639-025A	PA-504-01(0-6)-081513		8/15/2013 9:15:00 AM	8/17/2013
13080639-025B	PA-504-01(0-6)-081513	Fine Grained	8/15/2013 9:15:00 AM	8/17/2013
13080639-026A	PA-505-01(0-6)-081513		8/15/2013 10:25:00 AM	8/17/2013
13080639-026B	PA-505-01(0-6)-081513	Fine Grained	8/15/2013 10:25:00 AM	8/17/2013
13080639-027A	PA-505-01(0-6)-081513D		8/15/2013 10:30:00 AM	8/17/2013
13080639-027B	PA-505-01(0-6)-081513D	Fine Grained	8/15/2013 10:30:00 AM	8/17/2013
13080639-028A	PA-506-01(0-6)-081513		8/15/2013 11:40:00 AM	8/17/2013
13080639-028B	PA-506-01(0-6)-081513	Fine Grained	8/15/2013 11:40:00 AM	8/17/2013
13080639-029A	PA-507-01(0-6)-081513		8/15/2013 1:30:00 PM	8/17/2013
13080639-029B	PA-507-01(0-6)-081513	Fine Grained	8/15/2013 1:30:00 PM	8/17/2013
13080639-030A	PA-508-01(0-6)-081513		8/15/2013 2:45:00 PM	8/17/2013
13080639-030B	PA-508-01(0-6)-081513	Fine Grained	8/15/2013 2:45:00 PM	8/17/2013
13080639-031A	PA-508-01(6-24)-081513		8/15/2013 2:50:00 PM	8/17/2013
13080639-031B	PA-508-01(6-24)-081513	Fine Grained	8/15/2013 2:50:00 PM	8/17/2013
13080639-032A	PA-509-01(0-6)-081513		8/15/2013 4:00:00 PM	8/17/2013
13080639-032B	PA-509-01(0-6)-081513	Fine Grained	8/15/2013 4:00:00 PM	8/17/2013
13080639-033A	PA-510-01(0-6)-081513		8/15/2013 4:50:00 PM	8/17/2013
13080639-033B	PA-510-01(0-6)-081513	Fine Grained	8/15/2013 4:50:00 PM	8/17/2013
13080639-034A	PA-511-01(0-6)-081613		8/16/2013 8:30:00 AM	8/17/2013
13080639-034B	PA-511-01(0-6)-081613	Fine Grained	8/16/2013 8:30:00 AM	8/17/2013
13080639-035A	PA-512-01(0-6)-081613		8/16/2013 9:20:00 AM	8/17/2013
13080639-035B	PA-512-01(0-6)-081613	Fine Grained	8/16/2013 9:20:00 AM	8/17/2013
13080639-036A	PA-513-01(0-6)-081613		8/16/2013 9:50:00 AM	8/17/2013
13080639-036B	PA-513-01(0-6)-081613	Fine Grained	8/16/2013 9:50:00 AM	8/17/2013
13080639-037A	PA-513-01(0-6)-081613D		8/16/2013 9:55:00 AM	8/17/2013
13080639-037B	PA-513-01(0-6)-081613D	Fine Grained	8/16/2013 9:55:00 AM	8/17/2013
13080639-038A	PA-514-01(0-6)-081613		8/16/2013 11:25:00 AM	8/17/2013
13080639-038B	PA-514-01(0-6)-081613	Fine Grained	8/16/2013 11:25:00 AM	8/17/2013
13080639-039A	PA-514-01(6-24)-081613		8/16/2013 11:30:00 AM	8/17/2013
13080639-039B	PA-514-01(6-24)-081613	Fine Grained	8/16/2013 11:30:00 AM	8/17/2013

Client: Weston Solutions
Project: Pilsen Soil Site, Pilsen, Chicago, IL
Lab Order: 13080639

Work Order Sample Summary

Lab Sample ID	Client Sample ID	Tag Number	Collection Date	Date Received
13080639-040A	PA-515-01(0-6)-081613		8/16/2013 1:30:00 PM	8/17/2013
13080639-040B	PA-515-01(0-6)-081613	Fine Grained	8/16/2013 1:30:00 PM	8/17/2013
13080639-041A	PA-516-01(0-6)-081613		8/16/2013 2:50:00 PM	8/17/2013
13080639-041B	PA-516-01(0-6)-081613	Fine Grained	8/16/2013 2:50:00 PM	8/17/2013
13080639-042A	PA-516-01(0-6)-081613D		8/16/2013 2:55:00 PM	8/17/2013
13080639-042B	PA-516-01(0-6)-081613D	Fine Grained	8/16/2013 2:55:00 PM	8/17/2013
13080639-043A	PA-516-01(6-18)-081613		8/16/2013 3:00:00 PM	8/17/2013
13080639-043B	PA-516-01(6-18)-081613	Fine Grained	8/16/2013 3:00:00 PM	8/17/2013

Data Validation Report
Pilsen Area Soil Site
STAT Analysis Corporation
Laboratory Project #: 13070839

ATTACHMENT B

STAT ANALYSIS CORPORATION RESULTS SUMMARY WITH QUALIFIERS

STAT Analysis Corporation

2242 West Harrison St., Suite 200, Chicago, IL 60612-3766

Tel: (312) 733-0551 Fax: (312) 733-2386 STATinfo@STATAnalysis.com

Accreditation Numbers: IEPA ELAP 100445; ORELAP IL300001; AIHA 101160; NVLAP LabCode 101202-

August 26, 2013

Weston Solutions
750 E. Bunker Court
Suite 500
Vernon Hills, IL 60061
Telephone: (847) 918-4094
Fax: (847) 918-4055

RE: Pilsen Soil Site, Pilsen, Chicago, IL

STAT Project No: 13080639

Dear Tonya Balla:

STAT Analysis received 43 samples for the referenced project on 8/16/2013 4:42:00 PM. The analytical results are presented in the following report.

All analyses were performed in accordance with the requirements of 35 IAC Part 186 / NELAC standards. Analyses were performed in accordance with methods as referenced on the analytical report. Those analytical results expressed on a dry weight basis are also noted on the analytical report.

All analyses were performed within established holding time criteria, and all Quality Control criteria met EPA or laboratory specifications except when noted in the Case Narrative or Analytical Report. If required, an estimate of uncertainty for the analyses can be provided. A listing of accredited methods/parameters can also be provided.

Thank you for the opportunity to serve you and I look forward to working with you in the future. If you have any questions regarding the enclosed materials, please contact me at (312) 733-0551.

Sincerely,



Catia Giannini
Project Manager

The information contained in this report and any attachments is confidential information intended only for the use of the individual or entities named above. The results of this report relate only to the samples tested. If you have received this report in error, please notify us immediately by phone. This report shall not be reproduced, except in its entirety, unless written approval has been obtained from the laboratory. This analytical report shall become property of the Customer upon payment in full. Otherwise, STAT will be under no obligation to support, defend or discuss the analytical report.

Client: Weston Solutions
Project: Pilsen Soil Site, Pilsen, Chicago, IL
Lab Order: 13080639

Work Order Sample Summary

Lab Sample ID	Client Sample ID	Tag Number	Collection Date	Date Received
13080639-001A	PA-489-01(0-6)-081213		8/12/2013 2:40:00 PM	8/17/2013
13080639-001B	PA-489-01(0-6)-081213	Fine Grained	8/12/2013 2:40:00 PM	8/17/2013
13080639-002A	PA-489-01(6-18)-081213		8/12/2013 2:45:00 PM	8/17/2013
13080639-002B	PA-489-01(6-18)-081213	Fine Grained	8/12/2013 2:45:00 PM	8/17/2013
13080639-003A	PA-490-01(0-6)-081213		8/12/2013 3:30:00 PM	8/17/2013
13080639-003B	PA-490-01(0-6)-081213	Fine Grained	8/12/2013 3:30:00 PM	8/17/2013
13080639-004A	PA-491-01(0-6)-081213		8/12/2013 4:20:00 PM	8/17/2013
13080639-004B	PA-491-01(0-6)-081213	Fine Grained	8/12/2013 4:20:00 PM	8/17/2013
13080639-005A	PA-491-01(6-18)-081213		8/12/2013 4:25:00 PM	8/17/2013
13080639-005B	PA-491-01(6-18)-081213	Fine Grained	8/12/2013 4:25:00 PM	8/17/2013
13080639-006A	PA-491-01(6-18)-081213D		8/12/2013 4:30:00 PM	8/17/2013
13080639-006B	PA-491-01(6-18)-081213D	Fine Grained	8/12/2013 4:30:00 PM	8/17/2013
13080639-007A	PA-492-01(0-6)-081313		8/13/2013 10:00:00 AM	8/17/2013
13080639-007B	PA-492-01(0-6)-081313	Fine Grained	8/13/2013 10:00:00 AM	8/17/2013
13080639-008A	PA-493-01(0-6)-081313		8/13/2013 10:45:00 AM	8/17/2013
13080639-008B	PA-493-01(0-6)-081313	Fine Grained	8/13/2013 10:45:00 AM	8/17/2013
13080639-009A	PA-494-01(0-6)-081313		8/13/2013 12:00:00 PM	8/17/2013
13080639-009B	PA-494-01(0-6)-081313	Fine Grained	8/13/2013 12:00:00 PM	8/17/2013
13080639-010A	PA-495-01(0-6)-081313		8/13/2013 2:00:00 PM	8/17/2013
13080639-010B	PA-495-01(0-6)-081313	Fine Grained	8/13/2013 2:00:00 PM	8/17/2013
13080639-011A	PA-495-01(6-24)-081313		8/13/2013 2:05:00 PM	8/17/2013
13080639-011B	PA-495-01(6-24)-081313	Fine Grained	8/13/2013 2:05:00 PM	8/17/2013
13080639-012A	PA-496-01(0-6)-081313		8/13/2013 3:00:00 PM	8/17/2013
13080639-012B	PA-496-01(0-6)-081313	Fine Grained	8/13/2013 3:00:00 PM	8/17/2013
13080639-013A	PA-497-01(0-6)-081313		8/13/2013 3:50:00 PM	8/17/2013
13080639-013B	PA-497-01(0-6)-081313	Fine Grained	8/13/2013 3:50:00 PM	8/17/2013
13080639-014A	PA-498-01(0-6)-081313		8/13/2013 4:50:00 PM	8/17/2013
13080639-014B	PA-498-01(0-6)-081313	Fine Grained	8/13/2013 4:50:00 PM	8/17/2013
13080639-015A	PA-498-01(0-6)-081313D		8/13/2013 4:55:00 PM	8/17/2013
13080639-015B	PA-498-01(0-6)-081313D	Fine Grained	8/13/2013 4:55:00 PM	8/17/2013
13080639-016A	PA-498-01(6-15)-081313		8/13/2013 5:00:00 PM	8/17/2013
13080639-016B	PA-498-01(6-15)-081313	Fine Grained	8/13/2013 5:00:00 PM	8/17/2013
13080639-017A	PA-499-01(0-6)-081413		8/14/2013 9:45:00 AM	8/17/2013
13080639-017B	PA-499-01(0-6)-081413	Fine Grained	8/14/2013 9:45:00 AM	8/17/2013
13080639-018A	PA-500-01(0-6)-081413		8/14/2013 11:00:00 AM	8/17/2013
13080639-018B	PA-500-01(0-6)-081413	Fine Grained	8/14/2013 11:00:00 AM	8/17/2013
13080639-019A	PA-500-01(6-24)-081413		8/14/2013 11:05:00 AM	8/17/2013
13080639-019B	PA-500-01(6-24)-081413	Fine Grained	8/14/2013 11:05:00 AM	8/17/2013

Client: Weston Solutions
Project: Pilsen Soil Site, Pilsen, Chicago, IL
Lab Order: 13080639

Work Order Sample Summary

Lab Sample ID	Client Sample ID	Tag Number	Collection Date	Date Received
13080639-020A	PA-501-01(0-6)-081413		8/14/2013 12:00:00 PM	8/17/2013
13080639-020B	PA-501-01(0-6)-081413	Fine Grained	8/14/2013 12:00:00 PM	8/17/2013
13080639-021A	PA-502-01(0-6)-081413		8/14/2013 2:00:00 PM	8/17/2013
13080639-021B	PA-502-01(0-6)-081413	Fine Grained	8/14/2013 2:00:00 PM	8/17/2013
13080639-022A	PA-502-01(6-24)-081413		8/14/2013 2:05:00 PM	8/17/2013
13080639-022B	PA-502-01(6-24)-081413	Fine Grained	8/14/2013 2:05:00 PM	8/17/2013
13080639-023A	PA-503-01(0-6)-081413		8/14/2013 3:15:00 PM	8/17/2013
13080639-023B	PA-503-01(0-6)-081413	Fine Grained	8/14/2013 3:15:00 PM	8/17/2013
13080639-024A	PA-503-01(6-24)-081413		8/14/2013 3:20:00 PM	8/17/2013
13080639-024B	PA-503-01(6-24)-081413	Fine Grained	8/14/2013 3:20:00 PM	8/17/2013
13080639-025A	PA-504-01(0-6)-081513		8/15/2013 9:15:00 AM	8/17/2013
13080639-025B	PA-504-01(0-6)-081513	Fine Grained	8/15/2013 9:15:00 AM	8/17/2013
13080639-026A	PA-505-01(0-6)-081513		8/15/2013 10:25:00 AM	8/17/2013
13080639-026B	PA-505-01(0-6)-081513	Fine Grained	8/15/2013 10:25:00 AM	8/17/2013
13080639-027A	PA-505-01(0-6)-081513D		8/15/2013 10:30:00 AM	8/17/2013
13080639-027B	PA-505-01(0-6)-081513D	Fine Grained	8/15/2013 10:30:00 AM	8/17/2013
13080639-028A	PA-506-01(0-6)-081513		8/15/2013 11:40:00 AM	8/17/2013
13080639-028B	PA-506-01(0-6)-081513	Fine Grained	8/15/2013 11:40:00 AM	8/17/2013
13080639-029A	PA-507-01(0-6)-081513		8/15/2013 1:30:00 PM	8/17/2013
13080639-029B	PA-507-01(0-6)-081513	Fine Grained	8/15/2013 1:30:00 PM	8/17/2013
13080639-030A	PA-508-01(0-6)-081513		8/15/2013 2:45:00 PM	8/17/2013
13080639-030B	PA-508-01(0-6)-081513	Fine Grained	8/15/2013 2:45:00 PM	8/17/2013
13080639-031A	PA-508-01(6-24)-081513		8/15/2013 2:50:00 PM	8/17/2013
13080639-031B	PA-508-01(6-24)-081513	Fine Grained	8/15/2013 2:50:00 PM	8/17/2013
13080639-032A	PA-509-01(0-6)-081513		8/15/2013 4:00:00 PM	8/17/2013
13080639-032B	PA-509-01(0-6)-081513	Fine Grained	8/15/2013 4:00:00 PM	8/17/2013
13080639-033A	PA-510-01(0-6)-081513		8/15/2013 4:50:00 PM	8/17/2013
13080639-033B	PA-510-01(0-6)-081513	Fine Grained	8/15/2013 4:50:00 PM	8/17/2013
13080639-034A	PA-511-01(0-6)-081613		8/16/2013 8:30:00 AM	8/17/2013
13080639-034B	PA-511-01(0-6)-081613	Fine Grained	8/16/2013 8:30:00 AM	8/17/2013
13080639-035A	PA-512-01(0-6)-081613		8/16/2013 9:20:00 AM	8/17/2013
13080639-035B	PA-512-01(0-6)-081613	Fine Grained	8/16/2013 9:20:00 AM	8/17/2013
13080639-036A	PA-513-01(0-6)-081613		8/16/2013 9:50:00 AM	8/17/2013
13080639-036B	PA-513-01(0-6)-081613	Fine Grained	8/16/2013 9:50:00 AM	8/17/2013
13080639-037A	PA-513-01(0-6)-081613D		8/16/2013 9:55:00 AM	8/17/2013
13080639-037B	PA-513-01(0-6)-081613D	Fine Grained	8/16/2013 9:55:00 AM	8/17/2013
13080639-038A	PA-514-01(0-6)-081613		8/16/2013 11:25:00 AM	8/17/2013
13080639-038B	PA-514-01(0-6)-081613	Fine Grained	8/16/2013 11:25:00 AM	8/17/2013
13080639-039A	PA-514-01(6-24)-081613		8/16/2013 11:30:00 AM	8/17/2013
13080639-039B	PA-514-01(6-24)-081613	Fine Grained	8/16/2013 11:30:00 AM	8/17/2013

Client: Weston Solutions
Project: Pilsen Soil Site, Pilsen, Chicago, IL
Lab Order: 13080639

Work Order Sample Summary

Lab Sample ID	Client Sample ID	Tag Number	Collection Date	Date Received
13080639-040A	PA-515-01(0-6)-081613		8/16/2013 1:30:00 PM	8/17/2013
13080639-040B	PA-515-01(0-6)-081613	Fine Grained	8/16/2013 1:30:00 PM	8/17/2013
13080639-041A	PA-516-01(0-6)-081613		8/16/2013 2:50:00 PM	8/17/2013
13080639-041B	PA-516-01(0-6)-081613	Fine Grained	8/16/2013 2:50:00 PM	8/17/2013
13080639-042A	PA-516-01(0-6)-081613D		8/16/2013 2:55:00 PM	8/17/2013
13080639-042B	PA-516-01(0-6)-081613D	Fine Grained	8/16/2013 2:55:00 PM	8/17/2013
13080639-043A	PA-516-01(6-18)-081613		8/16/2013 3:00:00 PM	8/17/2013
13080639-043B	PA-516-01(6-18)-081613	Fine Grained	8/16/2013 3:00:00 PM	8/17/2013

CLIENT: Weston Solutions
Project: Pilsen Soil Site, Pilsen, Chicago, IL
Lab Order: 13080639

CASE NARRATIVE

Sample report lists:

Fraction A: Results on "as received" basis that the results are corrected for percent moisture.

Fraction B: Fine Grained (less than 250 μm sieve size)

The soils were air dried and sieved for particle size.

The total metals Matrix Spike/Matrix Spike Duplicate (MS/MSD) prepared from sample PA-515-01(0-6)-081613 (13080639-040) (Prep Batch 71453) had recoveries outside control limits. The sample, MS and MSD were redigested in batch 71524. Results are still outside control limits and reported from batch 71524.

Please refer to Analytical QC Summary Report for other QC outliers.

STAT Analysis Corporation

2242 West Harrison St., Suite 200, Chicago, IL 60612-3766

Tel: (312) 733-0551 Fax: (312) 733-2386 STATinfo@STATAnalysis.com

Accreditation Numbers: IEPA ELAP 100445; ORELAP IL300001; AIHA 101160; NVLAP LabCode 101202-

Report Date: August 26, 2013

Print Date: August 26, 2013

Client:	Weston Solutions	Client Sample ID:	PA-489-01(0-6)-081213
Lab Order:	13080639	Tag Number:	
Project:	Pilsen Soil Site, Pilsen, Chicago, IL	Collection Date:	8/12/2013 2:40:00 PM
Lab ID:	13080639-001A	Matrix:	Soil

Analyses	Result	RL	Qualifier	Units	DF	Date Analyzed
Mercury	SW7471A					Prep Date: 8/19/2013 Analyst: LB
Mercury	0.14	0.022		mg/Kg-dry	1	8/20/2013
Metals by ICP/MS	SW6020 (SW3050B)					Prep Date: 8/20/2013 Analyst: JG
Antimony	ND	4.2		mg/Kg-dry	20	8/22/2013
Cadmium	1.4	1		mg/Kg-dry	20	8/22/2013
Chromium	17	2.1		mg/Kg-dry	20	8/22/2013
Copper	30	5.2		mg/Kg-dry	20	8/22/2013
Lead	160	1		mg/Kg-dry	20	8/22/2013
Tin	ND	10	*	mg/Kg-dry	20	8/22/2013
Zinc	140	10		mg/Kg-dry	20	8/22/2013
Percent Moisture	D2974					Prep Date: 8/20/2013 Analyst: SDA
Percent Moisture	15.3	0.2	*	wt%	1	8/20/2013

Qualifiers:

ND - Not Detected at the Reporting Limit
J - Analyte detected below quantitation limits
B - Analyte detected in the associated Method Blank
HT - Sample received past holding time
* - Non-accredited parameter

RL - Reporting / Quantitation Limit for the analysis
S - Spike Recovery outside accepted recovery limits
R - RPD outside accepted recovery limits
E - Value above quantitation range
H - Holding time exceeded

STAT Analysis Corporation

2242 West Harrison St., Suite 200, Chicago, IL 60612-3766

Tel: (312) 733-0551 Fax: (312) 733-2386 STATinfo@STATAnalysis.com

Accreditation Numbers: IEPA ELAP 100445; ORELAP IL300001; AIHA 101160; NVLAP LabCode 101202-

Report Date: August 26, 2013

Print Date: August 26, 2013

Client:	Weston Solutions	Client Sample ID:	PA-489-01(0-6)-081213
Lab Order:	13080639	Tag Number:	Fine Grained
Project:	Pilsen Soil Site, Pilsen, Chicago, IL	Collection Date:	8/12/2013 2:40:00 PM
Lab ID:	13080639-001B	Matrix:	Soil

Analyses	Result	RL	Qualifier	Units	DF	Date Analyzed
----------	--------	----	-----------	-------	----	---------------

Metals by ICP/MS	SW6020 (SW3050B)				Prep Date: 8/22/2013	Analyst: JG
Lead	160	4.7		mg/Kg-dry	100	8/22/2013

Qualifiers:

ND - Not Detected at the Reporting Limit
J - Analyte detected below quantitation limits
B - Analyte detected in the associated Method Blank
HT - Sample received past holding time
* - Non-accredited parameter

RL - Reporting / Quantitation Limit for the analysis
S - Spike Recovery outside accepted recovery limits
R - RPD outside accepted recovery limits
E - Value above quantitation range
H - Holding time exceeded

STAT Analysis Corporation

2242 West Harrison St., Suite 200, Chicago, IL 60612-3766

Tel: (312) 733-0551 Fax: (312) 733-2386 STATinfo@STATAnalysis.com

Accreditation Numbers: IEPA ELAP 100445; ORELAP IL300001; AIHA 101160; NVLAP LabCode 101202-

Report Date: August 26, 2013

Print Date: August 26, 2013

Client:	Weston Solutions	Client Sample ID:	PA-489-01(6-18)-081213
Lab Order:	13080639	Tag Number:	
Project:	Pilsen Soil Site, Pilsen, Chicago, IL	Collection Date:	8/12/2013 2:45:00 PM
Lab ID:	13080639-002A	Matrix:	Soil

Analyses	Result	RL	Qualifier	Units	DF	Date Analyzed
Mercury	SW7471A					Prep Date: 8/19/2013 Analyst: LB
Mercury	0.13	0.022		mg/Kg-dry	1	8/20/2013
Metals by ICP/MS	SW6020 (SW3050B)					Prep Date: 8/20/2013 Analyst: JG
Antimony	ND	4.4		mg/Kg-dry	20	8/22/2013
Cadmium	1.4	1.1		mg/Kg-dry	20	8/22/2013
Chromium	18	2.2		mg/Kg-dry	20	8/22/2013
Copper	28	5.5		mg/Kg-dry	20	8/22/2013
Lead	92	1.1		mg/Kg-dry	20	8/22/2013
Tin	ND	11	*	mg/Kg-dry	20	8/22/2013
Zinc	120	11		mg/Kg-dry	20	8/22/2013
Percent Moisture	D2974					Prep Date: 8/20/2013 Analyst: SDA
Percent Moisture	16.5	0.2	*	wt%	1	8/20/2013

Qualifiers:

ND - Not Detected at the Reporting Limit
J - Analyte detected below quantitation limits
B - Analyte detected in the associated Method Blank
HT - Sample received past holding time
* - Non-accredited parameter

RL - Reporting / Quantitation Limit for the analysis
S - Spike Recovery outside accepted recovery limits
R - RPD outside accepted recovery limits
E - Value above quantitation range
H - Holding time exceeded

STAT Analysis Corporation

2242 West Harrison St., Suite 200, Chicago, IL 60612-3766

Tel: (312) 733-0551 Fax: (312) 733-2386 STATinfo@STATAnalysis.com

Accreditation Numbers: IEPA ELAP 100445; ORELAP IL300001; AIHA 101160; NVLAP LabCode 101202-

Report Date: August 26, 2013

Print Date: August 26, 2013

Client:	Weston Solutions	Client Sample ID:	PA-489-01(6-18)-081213
Lab Order:	13080639	Tag Number:	Fine Grained
Project:	Pilsen Soil Site, Pilsen, Chicago, IL	Collection Date:	8/12/2013 2:45:00 PM
Lab ID:	13080639-002B	Matrix:	Soil

Analyses	Result	RL	Qualifier	Units	DF	Date Analyzed
Metals by ICP/MS	SW6020 (SW3050B)				Prep Date: 8/22/2013	Analyst: JG
Lead	150	4.6		mg/Kg-dry	100	8/22/2013

Qualifiers:

ND - Not Detected at the Reporting Limit
J - Analyte detected below quantitation limits
B - Analyte detected in the associated Method Blank
HT - Sample received past holding time
* - Non-accredited parameter

RL - Reporting / Quantitation Limit for the analysis
S - Spike Recovery outside accepted recovery limits
R - RPD outside accepted recovery limits
E - Value above quantitation range
H - Holding time exceeded

STAT Analysis Corporation

2242 West Harrison St., Suite 200, Chicago, IL 60612-3766

Tel: (312) 733-0551 Fax: (312) 733-2386 STATinfo@STATAnalysis.com

Accreditation Numbers: IEPA ELAP 100445; ORELAP IL300001; AIHA 101160; NVLAP LabCode 101202-

Report Date: August 26, 2013

Print Date: August 26, 2013

Client:	Weston Solutions	Client Sample ID:	PA-490-01(0-6)-081213
Lab Order:	13080639	Tag Number:	
Project:	Pilsen Soil Site, Pilsen, Chicago, IL	Collection Date:	8/12/2013 3:30:00 PM
Lab ID:	13080639-003A	Matrix:	Soil

Analyses	Result	RL	Qualifier	Units	DF	Date Analyzed
Mercury	SW7471A					Prep Date: 8/19/2013 Analyst: LB
Mercury	0.29	0.019		mg/Kg-dry	1	8/20/2013
Metals by ICP/MS	SW6020 (SW3050B)					Prep Date: 8/20/2013 Analyst: JG
Antimony	ND	4.4		mg/Kg-dry	20	8/22/2013
Cadmium	1.6	1.1		mg/Kg-dry	20	8/22/2013
Chromium	19	2.2		mg/Kg-dry	20	8/22/2013
Copper	33	5.6		mg/Kg-dry	20	8/22/2013
Lead	220	1.1		mg/Kg-dry	20	8/22/2013
Tin	ND	11	*	mg/Kg-dry	20	8/22/2013
Zinc	150	11		mg/Kg-dry	20	8/22/2013
Percent Moisture	D2974					Prep Date: 8/20/2013 Analyst: SDA
Percent Moisture	16.7	0.2	*	wt%	1	8/20/2013

Qualifiers:

ND - Not Detected at the Reporting Limit
J - Analyte detected below quantitation limits
B - Analyte detected in the associated Method Blank
HT - Sample received past holding time
* - Non-accredited parameter

RL - Reporting / Quantitation Limit for the analysis
S - Spike Recovery outside accepted recovery limits
R - RPD outside accepted recovery limits
E - Value above quantitation range
H - Holding time exceeded

STAT Analysis Corporation*2242 West Harrison St., Suite 200, Chicago, IL 60612-3766**Tel: (312) 733-0551 Fax: (312) 733-2386 STATinfo@STATAnalysis.com**Accreditation Numbers: IEPA ELAP 100445; ORELAP IL300001; AIHA 101160; NVLAP LabCode 101202-***Report Date:** August 26, 2013**Print Date:** August 26, 2013

Client:	Weston Solutions	Client Sample ID:	PA-490-01(0-6)-081213
Lab Order:	13080639	Tag Number:	Fine Grained
Project:	Pilsen Soil Site, Pilsen, Chicago, IL	Collection Date:	8/12/2013 3:30:00 PM
Lab ID:	13080639-003B	Matrix:	Soil

Analyses	Result	RL	Qualifier	Units	DF	Date Analyzed
----------	--------	----	-----------	-------	----	---------------

Metals by ICP/MS	SW6020 (SW3050B)				Prep Date: 8/22/2013	Analyst: JG
Lead	230	4.7		mg/Kg-dry	100	8/22/2013

Qualifiers:

ND - Not Detected at the Reporting Limit
J - Analyte detected below quantitation limits
B - Analyte detected in the associated Method Blank
HT - Sample received past holding time
* - Non-accredited parameter

RL - Reporting / Quantitation Limit for the analysis
S - Spike Recovery outside accepted recovery limits
R - RPD outside accepted recovery limits
E - Value above quantitation range
H - Holding time exceeded

STAT Analysis Corporation

2242 West Harrison St., Suite 200, Chicago, IL 60612-3766

Tel: (312) 733-0551 Fax: (312) 733-2386 STATinfo@STATAnalysis.com

Accreditation Numbers: IEPA ELAP 100445; ORELAP IL300001; AIHA 101160; NVLAP LabCode 101202-

Report Date: August 26, 2013

Print Date: August 26, 2013

Client:	Weston Solutions	Client Sample ID:	PA-491-01(0-6)-081213
Lab Order:	13080639	Tag Number:	
Project:	Pilsen Soil Site, Pilsen, Chicago, IL	Collection Date:	8/12/2013 4:20:00 PM
Lab ID:	13080639-004A	Matrix:	Soil

Analyses	Result	RL	Qualifier	Units	DF	Date Analyzed
Mercury	SW7471A					Prep Date: 8/19/2013 Analyst: LB
Mercury	0.42	0.024		mg/Kg-dry	1	8/20/2013
Metals by ICP/MS	SW6020 (SW3050B)					Prep Date: 8/20/2013 Analyst: JG
Antimony	ND	4.8		mg/Kg-dry	20	8/22/2013
Cadmium	1.8	1.2		mg/Kg-dry	20	8/22/2013
Chromium	21	2.4		mg/Kg-dry	20	8/22/2013
Copper	68	6		mg/Kg-dry	20	8/22/2013
Lead	260	1.2		mg/Kg-dry	20	8/22/2013
Tin	16	12	*	mg/Kg-dry	20	8/22/2013
Zinc	270	12		mg/Kg-dry	20	8/22/2013
Percent Moisture	D2974					Prep Date: 8/20/2013 Analyst: SDA
Percent Moisture	17.4	0.2	*	wt%	1	8/20/2013

Qualifiers:

ND - Not Detected at the Reporting Limit
J - Analyte detected below quantitation limits
B - Analyte detected in the associated Method Blank
HT - Sample received past holding time
* - Non-accredited parameter

RL - Reporting / Quantitation Limit for the analysis
S - Spike Recovery outside accepted recovery limits
R - RPD outside accepted recovery limits
E - Value above quantitation range
H - Holding time exceeded

STAT Analysis Corporation*2242 West Harrison St., Suite 200, Chicago, IL 60612-3766**Tel: (312) 733-0551 Fax: (312) 733-2386 STATinfo@STATAnalysis.com**Accreditation Numbers: IEPA ELAP 100445; ORELAP IL300001; AIHA 101160; NVLAP LabCode 101202-***Report Date:** August 26, 2013**Print Date:** August 26, 2013

Client:	Weston Solutions	Client Sample ID:	PA-491-01(0-6)-081213
Lab Order:	13080639	Tag Number:	Fine Grained
Project:	Pilsen Soil Site, Pilsen, Chicago, IL	Collection Date:	8/12/2013 4:20:00 PM
Lab ID:	13080639-004B	Matrix:	Soil

Analyses	Result	RL	Qualifier	Units	DF	Date Analyzed
Metals by ICP/MS	SW6020 (SW3050B)				Prep Date: 8/22/2013	Analyst: JG
Lead	280	4.9		mg/Kg-dry	100	8/22/2013

Qualifiers:

ND - Not Detected at the Reporting Limit
J - Analyte detected below quantitation limits
B - Analyte detected in the associated Method Blank
HT - Sample received past holding time
* - Non-accredited parameter

RL - Reporting / Quantitation Limit for the analysis
S - Spike Recovery outside accepted recovery limits
R - RPD outside accepted recovery limits
E - Value above quantitation range
H - Holding time exceeded

STAT Analysis Corporation

2242 West Harrison St., Suite 200, Chicago, IL 60612-3766

Tel: (312) 733-0551 Fax: (312) 733-2386 STATinfo@STATAnalysis.com

Accreditation Numbers: IEPA ELAP 100445; ORELAP IL300001; AIHA 101160; NVLAP LabCode 101202-

Report Date: August 26, 2013

Print Date: August 26, 2013

Client:	Weston Solutions	Client Sample ID:	PA-491-01(6-18)-081213
Lab Order:	13080639	Tag Number:	
Project:	Pilsen Soil Site, Pilsen, Chicago, IL	Collection Date:	8/12/2013 4:25:00 PM
Lab ID:	13080639-005A	Matrix:	Soil

Analyses	Result	RL	Qualifier	Units	DF	Date Analyzed
Mercury	SW7471A					Prep Date: 8/19/2013 Analyst: LB
Mercury	0.6	0.022		mg/Kg-dry	1	8/20/2013
Metals by ICP/MS	SW6020 (SW3050B)					Prep Date: 8/20/2013 Analyst: JG
Antimony	ND	4.5		mg/Kg-dry	20	8/22/2013
Cadmium	1.6	1.1		mg/Kg-dry	20	8/22/2013
Chromium	36	2.2		mg/Kg-dry	20	8/22/2013
Copper	71	5.6		mg/Kg-dry	20	8/22/2013
Lead	270	1.1		mg/Kg-dry	20	8/22/2013
Tin	15	11	*	mg/Kg-dry	20	8/22/2013
Zinc	250	11		mg/Kg-dry	20	8/22/2013
Percent Moisture	D2974					Prep Date: 8/20/2013 Analyst: SDA
Percent Moisture	13.8	0.2	*	wt%	1	8/20/2013

Qualifiers:

ND - Not Detected at the Reporting Limit
J - Analyte detected below quantitation limits
B - Analyte detected in the associated Method Blank
HT - Sample received past holding time
* - Non-accredited parameter

RL - Reporting / Quantitation Limit for the analysis
S - Spike Recovery outside accepted recovery limits
R - RPD outside accepted recovery limits
E - Value above quantitation range
H - Holding time exceeded

STAT Analysis Corporation

2242 West Harrison St., Suite 200, Chicago, IL 60612-3766

Tel: (312) 733-0551 Fax: (312) 733-2386 STATinfo@STATAnalysis.com

Accreditation Numbers: IEPA ELAP 100445; ORELAP IL300001; AIHA 101160; NVLAP LabCode 101202-

Report Date: August 26, 2013

Print Date: August 26, 2013

Client:	Weston Solutions	Client Sample ID:	PA-491-01(6-18)-081213
Lab Order:	13080639	Tag Number:	Fine Grained
Project:	Pilsen Soil Site, Pilsen, Chicago, IL	Collection Date:	8/12/2013 4:25:00 PM
Lab ID:	13080639-005B	Matrix:	Soil

Analyses	Result	RL	Qualifier	Units	DF	Date Analyzed
Metals by ICP/MS	SW6020 (SW3050B)				Prep Date: 8/22/2013	Analyst: JG
Lead	400	4.7		mg/Kg-dry	100	8/22/2013

Qualifiers:

ND - Not Detected at the Reporting Limit
J - Analyte detected below quantitation limits
B - Analyte detected in the associated Method Blank
HT - Sample received past holding time
* - Non-accredited parameter

RL - Reporting / Quantitation Limit for the analysis
S - Spike Recovery outside accepted recovery limits
R - RPD outside accepted recovery limits
E - Value above quantitation range
H - Holding time exceeded

STAT Analysis Corporation

2242 West Harrison St., Suite 200, Chicago, IL 60612-3766

Tel: (312) 733-0551 Fax: (312) 733-2386 STATinfo@STATAnalysis.com

Accreditation Numbers: IEPA ELAP 100445; ORELAP IL300001; AIHA 101160; NVLAP LabCode 101202-

Report Date: August 26, 2013

Print Date: August 26, 2013

Client:	Weston Solutions	Client Sample ID:	PA-491-01(6-18)-081213D
Lab Order:	13080639	Tag Number:	
Project:	Pilsen Soil Site, Pilsen, Chicago, IL	Collection Date:	8/12/2013 4:30:00 PM
Lab ID:	13080639-006A	Matrix:	Soil

Analyses	Result	RL	Qualifier	Units	DF	Date Analyzed
Mercury	SW7471A					Prep Date: 8/19/2013 Analyst: LB
Mercury	0.66	0.02		mg/Kg-dry	1	8/20/2013
Metals by ICP/MS	SW6020 (SW3050B)					Prep Date: 8/20/2013 Analyst: JG
Antimony	ND	4.1		mg/Kg-dry	20	8/22/2013
Cadmium	1.5	1		mg/Kg-dry	20	8/22/2013
Chromium	17	2		mg/Kg-dry	20	8/22/2013
Copper	65	5.1		mg/Kg-dry	20	8/22/2013
Lead	260	1		mg/Kg-dry	20	8/22/2013
Tin	16	10	*	mg/Kg-dry	20	8/22/2013
Zinc	230	10		mg/Kg-dry	20	8/22/2013
Percent Moisture	D2974					Prep Date: 8/20/2013 Analyst: SDA
Percent Moisture	12.2	0.2	*	wt%	1	8/20/2013

Qualifiers:

ND - Not Detected at the Reporting Limit
J - Analyte detected below quantitation limits
B - Analyte detected in the associated Method Blank
HT - Sample received past holding time
* - Non-accredited parameter

RL - Reporting / Quantitation Limit for the analysis
S - Spike Recovery outside accepted recovery limits
R - RPD outside accepted recovery limits
E - Value above quantitation range
H - Holding time exceeded

STAT Analysis Corporation

2242 West Harrison St., Suite 200, Chicago, IL 60612-3766

Tel: (312) 733-0551 Fax: (312) 733-2386 STATinfo@STATAnalysis.com

Accreditation Numbers: IEPA ELAP 100445; ORELAP IL300001; AIHA 101160; NVLAP LabCode 101202-

Report Date: August 26, 2013

Print Date: August 26, 2013

Client:	Weston Solutions	Client Sample ID:	PA-491-01(6-18)-081213D
Lab Order:	13080639	Tag Number:	Fine Grained
Project:	Pilsen Soil Site, Pilsen, Chicago, IL	Collection Date:	8/12/2013 4:30:00 PM
Lab ID:	13080639-006B	Matrix:	Soil

Analyses	Result	RL	Qualifier	Units	DF	Date Analyzed
Metals by ICP/MS	SW6020 (SW3050B)				Prep Date: 8/22/2013	Analyst: JG
Lead	390	4.8		mg/Kg-dry	100	8/22/2013

Qualifiers:

ND - Not Detected at the Reporting Limit
J - Analyte detected below quantitation limits
B - Analyte detected in the associated Method Blank
HT - Sample received past holding time
* - Non-accredited parameter

RL - Reporting / Quantitation Limit for the analysis
S - Spike Recovery outside accepted recovery limits
R - RPD outside accepted recovery limits
E - Value above quantitation range
H - Holding time exceeded

STAT Analysis Corporation

2242 West Harrison St., Suite 200, Chicago, IL 60612-3766

Tel: (312) 733-0551 Fax: (312) 733-2386 STATinfo@STATAnalysis.com

Accreditation Numbers: IEPA ELAP 100445; ORELAP IL300001; AIHA 101160; NVLAP LabCode 101202-

Report Date: August 26, 2013

Print Date: August 26, 2013

Client:	Weston Solutions	Client Sample ID:	PA-492-01(0-6)-081313
Lab Order:	13080639	Tag Number:	
Project:	Pilsen Soil Site, Pilsen, Chicago, IL	Collection Date:	8/13/2013 10:00:00 AM
Lab ID:	13080639-007A	Matrix:	Soil

Analyses	Result	RL	Qualifier	Units	DF	Date Analyzed
Mercury	SW7471A					Prep Date: 8/19/2013 Analyst: LB
Mercury	0.33	0.02		mg/Kg-dry	1	8/20/2013
Metals by ICP/MS	SW6020 (SW3050B)					Prep Date: 8/20/2013 Analyst: JG
Antimony	ND	4.4		mg/Kg-dry	20	8/22/2013
Cadmium	2.7	1.1		mg/Kg-dry	20	8/22/2013
Chromium	24	2.2		mg/Kg-dry	20	8/22/2013
Copper	66	5.5		mg/Kg-dry	20	8/22/2013
Lead	260	1.1		mg/Kg-dry	20	8/22/2013
Tin	13	11	*	mg/Kg-dry	20	8/22/2013
Zinc	210	11		mg/Kg-dry	20	8/22/2013
Percent Moisture	D2974					Prep Date: 8/20/2013 Analyst: SDA
Percent Moisture	17.7	0.2	*	wt%	1	8/20/2013

Qualifiers:

ND - Not Detected at the Reporting Limit
J - Analyte detected below quantitation limits
B - Analyte detected in the associated Method Blank
HT - Sample received past holding time
* - Non-accredited parameter

RL - Reporting / Quantitation Limit for the analysis
S - Spike Recovery outside accepted recovery limits
R - RPD outside accepted recovery limits
E - Value above quantitation range
H - Holding time exceeded

STAT Analysis Corporation*2242 West Harrison St., Suite 200, Chicago, IL 60612-3766**Tel: (312) 733-0551 Fax: (312) 733-2386 STATinfo@STATAnalysis.com**Accreditation Numbers: IEPA ELAP 100445; ORELAP IL300001; AIHA 101160; NVLAP LabCode 101202-***Report Date:** August 26, 2013**Print Date:** August 26, 2013

Client:	Weston Solutions	Client Sample ID:	PA-492-01(0-6)-081313
Lab Order:	13080639	Tag Number:	Fine Grained
Project:	Pilsen Soil Site, Pilsen, Chicago, IL	Collection Date:	8/13/2013 10:00:00 AM
Lab ID:	13080639-007B	Matrix:	Soil

Analyses	Result	RL	Qualifier	Units	DF	Date Analyzed
----------	--------	----	-----------	-------	----	---------------

Metals by ICP/MS	SW6020 (SW3050B)				Prep Date: 8/22/2013	Analyst: JG
Lead	210	4.8		mg/Kg-dry	100	8/22/2013

Qualifiers:

ND - Not Detected at the Reporting Limit
J - Analyte detected below quantitation limits
B - Analyte detected in the associated Method Blank
HT - Sample received past holding time
* - Non-accredited parameter

RL - Reporting / Quantitation Limit for the analysis
S - Spike Recovery outside accepted recovery limits
R - RPD outside accepted recovery limits
E - Value above quantitation range
H - Holding time exceeded

STAT Analysis Corporation

2242 West Harrison St., Suite 200, Chicago, IL 60612-3766

Tel: (312) 733-0551 Fax: (312) 733-2386 STATinfo@STATAnalysis.com

Accreditation Numbers: IEPA ELAP 100445; ORELAP IL300001; AIHA 101160; NVLAP LabCode 101202-

Report Date: August 26, 2013

Print Date: August 26, 2013

Client:	Weston Solutions	Client Sample ID:	PA-493-01(0-6)-081313
Lab Order:	13080639	Tag Number:	
Project:	Pilsen Soil Site, Pilsen, Chicago, IL	Collection Date:	8/13/2013 10:45:00 AM
Lab ID:	13080639-008A	Matrix:	Soil

Analyses	Result	RL	Qualifier	Units	DF	Date Analyzed
Mercury	SW7471A					Prep Date: 8/19/2013 Analyst: LB
Mercury	0.39	0.022		mg/Kg-dry	1	8/20/2013
Metals by ICP/MS	SW6020 (SW3050B)					Prep Date: 8/20/2013 Analyst: JG
Antimony	ND	4.3		mg/Kg-dry	20	8/22/2013
Cadmium	1.8	1.1		mg/Kg-dry	20	8/22/2013
Chromium	16	2.2		mg/Kg-dry	20	8/22/2013
Copper	45	5.4		mg/Kg-dry	20	8/22/2013
Lead	190	1.1		mg/Kg-dry	20	8/22/2013
Tin	ND	11	*	mg/Kg-dry	20	8/22/2013
Zinc	170	11		mg/Kg-dry	20	8/22/2013
Percent Moisture	D2974					Prep Date: 8/20/2013 Analyst: SDA
Percent Moisture	18.5	0.2	*	wt%	1	8/20/2013

Qualifiers:

ND - Not Detected at the Reporting Limit
J - Analyte detected below quantitation limits
B - Analyte detected in the associated Method Blank
HT - Sample received past holding time
* - Non-accredited parameter

RL - Reporting / Quantitation Limit for the analysis
S - Spike Recovery outside accepted recovery limits
R - RPD outside accepted recovery limits
E - Value above quantitation range
H - Holding time exceeded

STAT Analysis Corporation

2242 West Harrison St., Suite 200, Chicago, IL 60612-3766

Tel: (312) 733-0551 Fax: (312) 733-2386 STATinfo@STATAnalysis.com

Accreditation Numbers: IEPA ELAP 100445; ORELAP IL300001; AIHA 101160; NVLAP LabCode 101202-

Report Date: August 26, 2013

Print Date: August 26, 2013

Client:	Weston Solutions	Client Sample ID:	PA-493-01(0-6)-081313
Lab Order:	13080639	Tag Number:	Fine Grained
Project:	Pilsen Soil Site, Pilsen, Chicago, IL	Collection Date:	8/13/2013 10:45:00 AM
Lab ID:	13080639-008B	Matrix:	Soil

Analyses	Result	RL	Qualifier	Units	DF	Date Analyzed
----------	--------	----	-----------	-------	----	---------------

Metals by ICP/MS	SW6020 (SW3050B)				Prep Date: 8/22/2013	Analyst: JG
Lead	210	4.8		mg/Kg-dry	100	8/22/2013

Qualifiers:

ND - Not Detected at the Reporting Limit
J - Analyte detected below quantitation limits
B - Analyte detected in the associated Method Blank
HT - Sample received past holding time
* - Non-accredited parameter

RL - Reporting / Quantitation Limit for the analysis
S - Spike Recovery outside accepted recovery limits
R - RPD outside accepted recovery limits
E - Value above quantitation range
H - Holding time exceeded

STAT Analysis Corporation

2242 West Harrison St., Suite 200, Chicago, IL 60612-3766

Tel: (312) 733-0551 Fax: (312) 733-2386 STATinfo@STATAnalysis.com

Accreditation Numbers: IEPA ELAP 100445; ORELAP IL300001; AIHA 101160; NVLAP LabCode 101202-

Report Date: August 26, 2013

Print Date: August 26, 2013

Client:	Weston Solutions	Client Sample ID:	PA-494-01(0-6)-081313
Lab Order:	13080639	Tag Number:	
Project:	Pilsen Soil Site, Pilsen, Chicago, IL	Collection Date:	8/13/2013 12:00:00 PM
Lab ID:	13080639-009A	Matrix:	Soil

Analyses	Result	RL	Qualifier	Units	DF	Date Analyzed
Mercury	SW7471A					Prep Date: 8/19/2013 Analyst: LB
Mercury	0.17	0.023		mg/Kg-dry	1	8/20/2013
Metals by ICP/MS	SW6020 (SW3050B)					Prep Date: 8/20/2013 Analyst: JG
Antimony	ND	4.6		mg/Kg-dry	20	8/22/2013
Cadmium	2	1.2		mg/Kg-dry	20	8/22/2013
Chromium	33	2.3		mg/Kg-dry	20	8/22/2013
Copper	46	5.8		mg/Kg-dry	20	8/22/2013
Lead	120	1.2		mg/Kg-dry	20	8/22/2013
Tin	ND	12	*	mg/Kg-dry	20	8/22/2013
Zinc	170	12		mg/Kg-dry	20	8/22/2013
Percent Moisture	D2974					Prep Date: 8/20/2013 Analyst: SDA
Percent Moisture	17.9	0.2	*	wt%	1	8/20/2013

Qualifiers:

ND - Not Detected at the Reporting Limit
J - Analyte detected below quantitation limits
B - Analyte detected in the associated Method Blank
HT - Sample received past holding time
* - Non-accredited parameter

RL - Reporting / Quantitation Limit for the analysis
S - Spike Recovery outside accepted recovery limits
R - RPD outside accepted recovery limits
E - Value above quantitation range
H - Holding time exceeded

STAT Analysis Corporation*2242 West Harrison St., Suite 200, Chicago, IL 60612-3766**Tel: (312) 733-0551 Fax: (312) 733-2386 STATinfo@STATAnalysis.com**Accreditation Numbers: IEPA ELAP 100445; ORELAP IL300001; AIHA 101160; NVLAP LabCode 101202-***Report Date:** August 26, 2013**Print Date:** August 26, 2013

Client:	Weston Solutions	Client Sample ID:	PA-494-01(0-6)-081313
Lab Order:	13080639	Tag Number:	Fine Grained
Project:	Pilsen Soil Site, Pilsen, Chicago, IL	Collection Date:	8/13/2013 12:00:00 PM
Lab ID:	13080639-009B	Matrix:	Soil

Analyses	Result	RL	Qualifier	Units	DF	Date Analyzed
----------	--------	----	-----------	-------	----	---------------

Metals by ICP/MS	SW6020 (SW3050B)				Prep Date: 8/22/2013	Analyst: JG
Lead	110	4.9		mg/Kg-dry	100	8/22/2013

Qualifiers:

ND - Not Detected at the Reporting Limit
J - Analyte detected below quantitation limits
B - Analyte detected in the associated Method Blank
HT - Sample received past holding time
* - Non-accredited parameter

RL - Reporting / Quantitation Limit for the analysis
S - Spike Recovery outside accepted recovery limits
R - RPD outside accepted recovery limits
E - Value above quantitation range
H - Holding time exceeded

STAT Analysis Corporation

2242 West Harrison St., Suite 200, Chicago, IL 60612-3766

Tel: (312) 733-0551 Fax: (312) 733-2386 STATinfo@STATAnalysis.com

Accreditation Numbers: IEPA ELAP 100445; ORELAP IL300001; AIHA 101160; NVLAP LabCode 101202-

Report Date: August 26, 2013

Print Date: August 26, 2013

Client:	Weston Solutions	Client Sample ID:	PA-495-01(0-6)-081313			
Lab Order:	13080639	Tag Number:				
Project:	Pilsen Soil Site, Pilsen, Chicago, IL	Collection Date:	8/13/2013 2:00:00 PM			
Lab ID:	13080639-010A	Matrix:	Soil			
Analyses	Result	RL	Qualifier	Units	DF	Date Analyzed
Mercury	SW7471A				Prep Date: 8/20/2013	Analyst: LB
Mercury	0.31	0.022		mg/Kg-dry	1	8/21/2013
Metals by ICP/MS	SW6020 (SW3050B)				Prep Date: 8/20/2013	Analyst: JG
Antimony	ND	3.8		mg/Kg-dry	20	8/22/2013
Cadmium	2.6	0.95		mg/Kg-dry	20	8/22/2013
Chromium	25	1.9		mg/Kg-dry	20	8/22/2013
Copper	56	4.8		mg/Kg-dry	20	8/22/2013
Lead	930	0.95		mg/Kg-dry	20	8/22/2013
Tin	16	9.5	*	mg/Kg-dry	20	8/22/2013
Zinc	430	9.5		mg/Kg-dry	20	8/22/2013
Percent Moisture	D2974				Prep Date: 8/20/2013	Analyst: SDA
Percent Moisture	13.8	0.2	*	wt%	1	8/20/2013

Qualifiers:

ND - Not Detected at the Reporting Limit
J - Analyte detected below quantitation limits
B - Analyte detected in the associated Method Blank
HT - Sample received past holding time
* - Non-accredited parameter

RL - Reporting / Quantitation Limit for the analysis
S - Spike Recovery outside accepted recovery limits
R - RPD outside accepted recovery limits
E - Value above quantitation range
H - Holding time exceeded

STAT Analysis Corporation

2242 West Harrison St., Suite 200, Chicago, IL 60612-3766

Tel: (312) 733-0551 Fax: (312) 733-2386 STATinfo@STATAnalysis.com

Accreditation Numbers: IEPA ELAP 100445; ORELAP IL300001; AIHA 101160; NVLAP LabCode 101202-

Report Date: August 26, 2013

Print Date: August 26, 2013

Client:	Weston Solutions	Client Sample ID:	PA-495-01(0-6)-081313
Lab Order:	13080639	Tag Number:	Fine Grained
Project:	Pilsen Soil Site, Pilsen, Chicago, IL	Collection Date:	8/13/2013 2:00:00 PM
Lab ID:	13080639-010B	Matrix:	Soil

Analyses	Result	RL	Qualifier	Units	DF	Date Analyzed
----------	--------	----	-----------	-------	----	---------------

Metals by ICP/MS	SW6020 (SW3050B)				Prep Date: 8/22/2013	Analyst: JG
Lead	1000	4.8		mg/Kg-dry	100	8/22/2013

Qualifiers:

ND - Not Detected at the Reporting Limit
J - Analyte detected below quantitation limits
B - Analyte detected in the associated Method Blank
HT - Sample received past holding time
* - Non-accredited parameter

RL - Reporting / Quantitation Limit for the analysis
S - Spike Recovery outside accepted recovery limits
R - RPD outside accepted recovery limits
E - Value above quantitation range
H - Holding time exceeded

STAT Analysis Corporation

2242 West Harrison St., Suite 200, Chicago, IL 60612-3766

Tel: (312) 733-0551 Fax: (312) 733-2386 STATinfo@STATAnalysis.com

Accreditation Numbers: IEPA ELAP 100445; ORELAP IL300001; AIHA 101160; NVLAP LabCode 101202-

Report Date: August 26, 2013

Print Date: August 26, 2013

Client:	Weston Solutions	Client Sample ID:	PA-495-01(6-24)-081313
Lab Order:	13080639	Tag Number:	
Project:	Pilsen Soil Site, Pilsen, Chicago, IL	Collection Date:	8/13/2013 2:05:00 PM
Lab ID:	13080639-011A	Matrix:	Soil

Analyses	Result	RL	Qualifier	Units	DF	Date Analyzed
Mercury	SW7471A					Prep Date: 8/20/2013 Analyst: LB
Mercury	0.49	0.019		mg/Kg-dry	1	8/21/2013
Metals by ICP/MS	SW6020 (SW3050B)					Prep Date: 8/20/2013 Analyst: JG
Antimony	ND	4		mg/Kg-dry	20	8/22/2013
Cadmium	3.6	1		mg/Kg-dry	20	8/22/2013
Chromium	21	2		mg/Kg-dry	20	8/22/2013
Copper	180	5.1		mg/Kg-dry	20	8/22/2013
Lead	1800	1		mg/Kg-dry	20	8/22/2013
Tin	50	10	*	mg/Kg-dry	20	8/22/2013
Zinc	720	10		mg/Kg-dry	20	8/22/2013
Percent Moisture	D2974					Prep Date: 8/20/2013 Analyst: SDA
Percent Moisture	15.6	0.2	*	wt%	1	8/20/2013

Qualifiers:

ND - Not Detected at the Reporting Limit
J - Analyte detected below quantitation limits
B - Analyte detected in the associated Method Blank
HT - Sample received past holding time
* - Non-accredited parameter

RL - Reporting / Quantitation Limit for the analysis
S - Spike Recovery outside accepted recovery limits
R - RPD outside accepted recovery limits
E - Value above quantitation range
H - Holding time exceeded

STAT Analysis Corporation

2242 West Harrison St., Suite 200, Chicago, IL 60612-3766

Tel: (312) 733-0551 Fax: (312) 733-2386 STATinfo@STATAnalysis.com

Accreditation Numbers: IEPA ELAP 100445; ORELAP IL300001; AIHA 101160; NVLAP LabCode 101202-

Report Date: August 26, 2013

Print Date: August 26, 2013

Client:	Weston Solutions	Client Sample ID:	PA-495-01(6-24)-081313
Lab Order:	13080639	Tag Number:	Fine Grained
Project:	Pilsen Soil Site, Pilsen, Chicago, IL	Collection Date:	8/13/2013 2:05:00 PM
Lab ID:	13080639-011B	Matrix:	Soil

Analyses	Result	RL	Qualifier	Units	DF	Date Analyzed
Metals by ICP/MS	SW6020 (SW3050B)				Prep Date: 8/22/2013	Analyst: JG
Lead	1800	5		mg/Kg-dry	100	8/22/2013

Qualifiers:

ND - Not Detected at the Reporting Limit
J - Analyte detected below quantitation limits
B - Analyte detected in the associated Method Blank
HT - Sample received past holding time
* - Non-accredited parameter

RL - Reporting / Quantitation Limit for the analysis
S - Spike Recovery outside accepted recovery limits
R - RPD outside accepted recovery limits
E - Value above quantitation range
H - Holding time exceeded

STAT Analysis Corporation

2242 West Harrison St., Suite 200, Chicago, IL 60612-3766

Tel: (312) 733-0551 Fax: (312) 733-2386 STATinfo@STATAnalysis.com

Accreditation Numbers: IEPA ELAP 100445; ORELAP IL300001; AIHA 101160; NVLAP LabCode 101202-

Report Date: August 26, 2013

Print Date: August 26, 2013

Client:	Weston Solutions	Client Sample ID:	PA-496-01(0-6)-081313
Lab Order:	13080639	Tag Number:	
Project:	Pilsen Soil Site, Pilsen, Chicago, IL	Collection Date:	8/13/2013 3:00:00 PM
Lab ID:	13080639-012A	Matrix:	Soil

Analyses	Result	RL	Qualifier	Units	DF	Date Analyzed
Mercury	SW7471A					Prep Date: 8/20/2013 Analyst: LB
Mercury	0.12	0.021		mg/Kg-dry	1	8/21/2013
Metals by ICP/MS	SW6020 (SW3050B)					Prep Date: 8/20/2013 Analyst: JG
Antimony	ND	4.4		mg/Kg-dry	20	8/22/2013
Cadmium	2.8	1.1		mg/Kg-dry	20	8/22/2013
Chromium	19	2.2		mg/Kg-dry	20	8/22/2013
Copper	64	5.5		mg/Kg-dry	20	8/22/2013
Lead	230	1.1		mg/Kg-dry	20	8/22/2013
Tin	11	11	*	mg/Kg-dry	20	8/22/2013
Zinc	380	11		mg/Kg-dry	20	8/22/2013
Percent Moisture	D2974					Prep Date: 8/20/2013 Analyst: SDA
Percent Moisture	11.9	0.2	*	wt%	1	8/20/2013

Qualifiers:

ND - Not Detected at the Reporting Limit
J - Analyte detected below quantitation limits
B - Analyte detected in the associated Method Blank
HT - Sample received past holding time
* - Non-accredited parameter

RL - Reporting / Quantitation Limit for the analysis
S - Spike Recovery outside accepted recovery limits
R - RPD outside accepted recovery limits
E - Value above quantitation range
H - Holding time exceeded

STAT Analysis Corporation

2242 West Harrison St., Suite 200, Chicago, IL 60612-3766

Tel: (312) 733-0551 Fax: (312) 733-2386 STATinfo@STATAnalysis.com

Accreditation Numbers: IEPA ELAP 100445; ORELAP IL300001; AIHA 101160; NVLAP LabCode 101202-

Report Date: August 26, 2013

Print Date: August 26, 2013

Client:	Weston Solutions	Client Sample ID:	PA-496-01(0-6)-081313
Lab Order:	13080639	Tag Number:	Fine Grained
Project:	Pilsen Soil Site, Pilsen, Chicago, IL	Collection Date:	8/13/2013 3:00:00 PM
Lab ID:	13080639-012B	Matrix:	Soil

Analyses	Result	RL	Qualifier	Units	DF	Date Analyzed
----------	--------	----	-----------	-------	----	---------------

Metals by ICP/MS	SW6020 (SW3050B)				Prep Date: 8/22/2013	Analyst: JG
Lead	360	4.6		mg/Kg-dry	100	8/22/2013

Qualifiers:

ND - Not Detected at the Reporting Limit
J - Analyte detected below quantitation limits
B - Analyte detected in the associated Method Blank
HT - Sample received past holding time
* - Non-accredited parameter

RL - Reporting / Quantitation Limit for the analysis
S - Spike Recovery outside accepted recovery limits
R - RPD outside accepted recovery limits
E - Value above quantitation range
H - Holding time exceeded

STAT Analysis Corporation

2242 West Harrison St., Suite 200, Chicago, IL 60612-3766

Tel: (312) 733-0551 Fax: (312) 733-2386 STATinfo@STATAnalysis.com

Accreditation Numbers: IEPA ELAP 100445; ORELAP IL300001; AIHA 101160; NVLAP LabCode 101202-

Report Date: August 26, 2013

Print Date: August 26, 2013

Client:	Weston Solutions	Client Sample ID:	PA-497-01(0-6)-081313
Lab Order:	13080639	Tag Number:	
Project:	Pilsen Soil Site, Pilsen, Chicago, IL	Collection Date:	8/13/2013 3:50:00 PM
Lab ID:	13080639-013A	Matrix:	Soil

Analyses	Result	RL	Qualifier	Units	DF	Date Analyzed
Mercury	SW7471A					Prep Date: 8/20/2013 Analyst: LB
Mercury	0.4	0.024		mg/Kg-dry	1	8/21/2013
Metals by ICP/MS	SW6020 (SW3050B)					Prep Date: 8/20/2013 Analyst: JG
Antimony	ND	4.4		mg/Kg-dry	20	8/22/2013
Cadmium	2.2	1.1		mg/Kg-dry	20	8/22/2013
Chromium	18	2.2		mg/Kg-dry	20	8/22/2013
Copper	53	5.5		mg/Kg-dry	20	8/22/2013
Lead	460	1.1		mg/Kg-dry	20	8/22/2013
Tin	15	11	*	mg/Kg-dry	20	8/22/2013
Zinc	350	11		mg/Kg-dry	20	8/22/2013
Percent Moisture	D2974					Prep Date: 8/20/2013 Analyst: SDA
Percent Moisture	19.6	0.2	*	wt%	1	8/20/2013

Qualifiers:

ND - Not Detected at the Reporting Limit
J - Analyte detected below quantitation limits
B - Analyte detected in the associated Method Blank
HT - Sample received past holding time
* - Non-accredited parameter

RL - Reporting / Quantitation Limit for the analysis
S - Spike Recovery outside accepted recovery limits
R - RPD outside accepted recovery limits
E - Value above quantitation range
H - Holding time exceeded

STAT Analysis Corporation

2242 West Harrison St., Suite 200, Chicago, IL 60612-3766

Tel: (312) 733-0551 Fax: (312) 733-2386 STATinfo@STATAnalysis.com

Accreditation Numbers: IEPA ELAP 100445; ORELAP IL300001; AIHA 101160; NVLAP LabCode 101202-

Report Date: August 26, 2013

Print Date: August 26, 2013

Client:	Weston Solutions	Client Sample ID:	PA-497-01(0-6)-081313
Lab Order:	13080639	Tag Number:	Fine Grained
Project:	Pilsen Soil Site, Pilsen, Chicago, IL	Collection Date:	8/13/2013 3:50:00 PM
Lab ID:	13080639-013B	Matrix:	Soil

Analyses	Result	RL	Qualifier	Units	DF	Date Analyzed
----------	--------	----	-----------	-------	----	---------------

Metals by ICP/MS	SW6020 (SW3050B)				Prep Date: 8/22/2013	Analyst: JG
Lead	460	4.9		mg/Kg-dry	100	8/22/2013

Qualifiers:

ND - Not Detected at the Reporting Limit
J - Analyte detected below quantitation limits
B - Analyte detected in the associated Method Blank
HT - Sample received past holding time
* - Non-accredited parameter

RL - Reporting / Quantitation Limit for the analysis
S - Spike Recovery outside accepted recovery limits
R - RPD outside accepted recovery limits
E - Value above quantitation range
H - Holding time exceeded

STAT Analysis Corporation

2242 West Harrison St., Suite 200, Chicago, IL 60612-3766

Tel: (312) 733-0551 Fax: (312) 733-2386 STATinfo@STATAnalysis.com

Accreditation Numbers: IEPA ELAP 100445; ORELAP IL300001; AIHA 101160; NVLAP LabCode 101202-

Report Date: August 26, 2013

Print Date: August 26, 2013

Client:	Weston Solutions	Client Sample ID:	PA-498-01(0-6)-081313
Lab Order:	13080639	Tag Number:	
Project:	Pilsen Soil Site, Pilsen, Chicago, IL	Collection Date:	8/13/2013 4:50:00 PM
Lab ID:	13080639-014A	Matrix:	Soil

Analyses	Result	RL	Qualifier	Units	DF	Date Analyzed
Mercury	SW7471A					Prep Date: 8/20/2013 Analyst: LB
Mercury	0.17	0.02		mg/Kg-dry	1	8/21/2013
Metals by ICP/MS	SW6020 (SW3050B)					Prep Date: 8/20/2013 Analyst: JG
Antimony	ND	3.9		mg/Kg-dry	20	8/22/2013
Cadmium	1.5	0.97		mg/Kg-dry	20	8/22/2013
Chromium	16	1.9		mg/Kg-dry	20	8/22/2013
Copper	38	4.8		mg/Kg-dry	20	8/22/2013
Lead	270	0.97		mg/Kg-dry	20	8/22/2013
Tin	ND	9.7	*	mg/Kg-dry	20	8/22/2013
Zinc	200	9.7		mg/Kg-dry	20	8/22/2013
Percent Moisture	D2974					Prep Date: 8/20/2013 Analyst: SDA
Percent Moisture	13.8	0.2	*	wt%	1	8/20/2013

Qualifiers:

ND - Not Detected at the Reporting Limit
J - Analyte detected below quantitation limits
B - Analyte detected in the associated Method Blank
HT - Sample received past holding time
* - Non-accredited parameter

RL - Reporting / Quantitation Limit for the analysis
S - Spike Recovery outside accepted recovery limits
R - RPD outside accepted recovery limits
E - Value above quantitation range
H - Holding time exceeded

STAT Analysis Corporation

2242 West Harrison St., Suite 200, Chicago, IL 60612-3766

Tel: (312) 733-0551 Fax: (312) 733-2386 STATinfo@STATAnalysis.com

Accreditation Numbers: IEPA ELAP 100445; ORELAP IL300001; AIHA 101160; NVLAP LabCode 101202-

Report Date: August 26, 2013

Print Date: August 26, 2013

Client:	Weston Solutions	Client Sample ID:	PA-498-01(0-6)-081313
Lab Order:	13080639	Tag Number:	Fine Grained
Project:	Pilsen Soil Site, Pilsen, Chicago, IL	Collection Date:	8/13/2013 4:50:00 PM
Lab ID:	13080639-014B	Matrix:	Soil

Analyses	Result	RL	Qualifier	Units	DF	Date Analyzed
----------	--------	----	-----------	-------	----	---------------

Metals by ICP/MS	SW6020 (SW3050B)				Prep Date: 8/22/2013	Analyst: JG
Lead	340	4.6		mg/Kg-dry	100	8/22/2013

Qualifiers:

ND - Not Detected at the Reporting Limit
J - Analyte detected below quantitation limits
B - Analyte detected in the associated Method Blank
HT - Sample received past holding time
* - Non-accredited parameter

RL - Reporting / Quantitation Limit for the analysis
S - Spike Recovery outside accepted recovery limits
R - RPD outside accepted recovery limits
E - Value above quantitation range
H - Holding time exceeded

STAT Analysis Corporation

2242 West Harrison St., Suite 200, Chicago, IL 60612-3766

Tel: (312) 733-0551 Fax: (312) 733-2386 STATinfo@STATAnalysis.com

Accreditation Numbers: IEPA ELAP 100445; ORELAP IL300001; AIHA 101160; NVLAP LabCode 101202-

Report Date: August 26, 2013

Print Date: August 26, 2013

Client:	Weston Solutions	Client Sample ID:	PA-498-01(0-6)-081313D
Lab Order:	13080639	Tag Number:	
Project:	Pilsen Soil Site, Pilsen, Chicago, IL	Collection Date:	8/13/2013 4:55:00 PM
Lab ID:	13080639-015A	Matrix:	Soil

Analyses	Result	RL	Qualifier	Units	DF	Date Analyzed
Mercury	SW7471A					Prep Date: 8/20/2013 Analyst: LB
Mercury	0.17	0.02		mg/Kg-dry	1	8/21/2013
Metals by ICP/MS	SW6020 (SW3050B)					Prep Date: 8/20/2013 Analyst: JG
Antimony	ND	4.3		mg/Kg-dry	20	8/22/2013
Cadmium	1.5	1.1		mg/Kg-dry	20	8/22/2013
Chromium	14	2.2		mg/Kg-dry	20	8/22/2013
Copper	36	5.4		mg/Kg-dry	20	8/22/2013
Lead	280	1.1		mg/Kg-dry	20	8/22/2013
Tin	ND	11	*	mg/Kg-dry	20	8/22/2013
Zinc	200	11		mg/Kg-dry	20	8/22/2013
Percent Moisture	D2974					Prep Date: 8/20/2013 Analyst: SDA
Percent Moisture	14.0	0.2	*	wt%	1	8/20/2013

Qualifiers:

ND - Not Detected at the Reporting Limit
J - Analyte detected below quantitation limits
B - Analyte detected in the associated Method Blank
HT - Sample received past holding time
* - Non-accredited parameter

RL - Reporting / Quantitation Limit for the analysis
S - Spike Recovery outside accepted recovery limits
R - RPD outside accepted recovery limits
E - Value above quantitation range
H - Holding time exceeded

STAT Analysis Corporation*2242 West Harrison St., Suite 200, Chicago, IL 60612-3766**Tel: (312) 733-0551 Fax: (312) 733-2386 STATinfo@STATAnalysis.com**Accreditation Numbers: IEPA ELAP 100445; ORELAP IL300001; AIHA 101160; NVLAP LabCode 101202-***Report Date:** August 26, 2013**Print Date:** August 26, 2013

Client:	Weston Solutions	Client Sample ID:	PA-498-01(0-6)-081313D
Lab Order:	13080639	Tag Number:	Fine Grained
Project:	Pilsen Soil Site, Pilsen, Chicago, IL	Collection Date:	8/13/2013 4:55:00 PM
Lab ID:	13080639-015B	Matrix:	Soil

Analyses	Result	RL	Qualifier	Units	DF	Date Analyzed
Metals by ICP/MS	SW6020 (SW3050B)				Prep Date: 8/22/2013	Analyst: JG
Lead	330	4.8		mg/Kg-dry	100	8/22/2013

Qualifiers:

ND - Not Detected at the Reporting Limit
J - Analyte detected below quantitation limits
B - Analyte detected in the associated Method Blank
HT - Sample received past holding time
* - Non-accredited parameter

RL - Reporting / Quantitation Limit for the analysis
S - Spike Recovery outside accepted recovery limits
R - RPD outside accepted recovery limits
E - Value above quantitation range
H - Holding time exceeded

STAT Analysis Corporation

2242 West Harrison St., Suite 200, Chicago, IL 60612-3766

Tel: (312) 733-0551 Fax: (312) 733-2386 STATinfo@STATAnalysis.com

Accreditation Numbers: IEPA ELAP 100445; ORELAP IL300001; AIHA 101160; NVLAP LabCode 101202-

Report Date: August 26, 2013

Print Date: August 26, 2013

Client:	Weston Solutions	Client Sample ID:	PA-498-01(6-15)-081313
Lab Order:	13080639	Tag Number:	
Project:	Pilsen Soil Site, Pilsen, Chicago, IL	Collection Date:	8/13/2013 5:00:00 PM
Lab ID:	13080639-016A	Matrix:	Soil

Analyses	Result	RL	Qualifier	Units	DF	Date Analyzed
Mercury	SW7471A					Prep Date: 8/20/2013 Analyst: LB
Mercury	0.31	0.019		mg/Kg-dry	1	8/21/2013
Metals by ICP/MS	SW6020 (SW3050B)					Prep Date: 8/20/2013 Analyst: JG
Antimony	ND	4.4		mg/Kg-dry	20	8/22/2013
Cadmium	1.9	1.1		mg/Kg-dry	20	8/22/2013
Chromium	14	2.2		mg/Kg-dry	20	8/22/2013
Copper	41	5.5		mg/Kg-dry	20	8/22/2013
Lead	550	1.1		mg/Kg-dry	20	8/22/2013
Tin	14	11	*	mg/Kg-dry	20	8/22/2013
Zinc	380	11		mg/Kg-dry	20	8/22/2013
Percent Moisture	D2974					Prep Date: 8/20/2013 Analyst: SDA
Percent Moisture	9.9	0.2	*	wt%	1	8/20/2013

Qualifiers:

ND - Not Detected at the Reporting Limit
J - Analyte detected below quantitation limits
B - Analyte detected in the associated Method Blank
HT - Sample received past holding time
* - Non-accredited parameter

RL - Reporting / Quantitation Limit for the analysis
S - Spike Recovery outside accepted recovery limits
R - RPD outside accepted recovery limits
E - Value above quantitation range
H - Holding time exceeded

STAT Analysis Corporation

2242 West Harrison St., Suite 200, Chicago, IL 60612-3766

Tel: (312) 733-0551 Fax: (312) 733-2386 STATinfo@STATAnalysis.com

Accreditation Numbers: IEPA ELAP 100445; ORELAP IL300001; AIHA 101160; NVLAP LabCode 101202-

Report Date: August 26, 2013

Print Date: August 26, 2013

Client:	Weston Solutions	Client Sample ID:	PA-498-01(6-15)-081313
Lab Order:	13080639	Tag Number:	Fine Grained
Project:	Pilsen Soil Site, Pilsen, Chicago, IL	Collection Date:	8/13/2013 5:00:00 PM
Lab ID:	13080639-016B	Matrix:	Soil

Analyses	Result	RL	Qualifier	Units	DF	Date Analyzed
Metals by ICP/MS	SW6020 (SW3050B)				Prep Date: 8/22/2013	Analyst: JG
Lead	640	4.8		mg/Kg-dry	100	8/22/2013

Qualifiers:

ND - Not Detected at the Reporting Limit
J - Analyte detected below quantitation limits
B - Analyte detected in the associated Method Blank
HT - Sample received past holding time
* - Non-accredited parameter

RL - Reporting / Quantitation Limit for the analysis
S - Spike Recovery outside accepted recovery limits
R - RPD outside accepted recovery limits
E - Value above quantitation range
H - Holding time exceeded

STAT Analysis Corporation

2242 West Harrison St., Suite 200, Chicago, IL 60612-3766

Tel: (312) 733-0551 Fax: (312) 733-2386 STATinfo@STATAnalysis.com

Accreditation Numbers: IEPA ELAP 100445; ORELAP IL300001; AIHA 101160; NVLAP LabCode 101202-

Report Date: August 26, 2013

Print Date: August 26, 2013

Client:	Weston Solutions	Client Sample ID:	PA-499-01(0-6)-081413			
Lab Order:	13080639	Tag Number:				
Project:	Pilsen Soil Site, Pilsen, Chicago, IL	Collection Date:	8/14/2013 9:45:00 AM			
Lab ID:	13080639-017A	Matrix:	Soil			
Analyses	Result	RL	Qualifier	Units	DF	Date Analyzed
Mercury	SW7471A				Prep Date: 8/20/2013	Analyst: LB
Mercury	0.65 J	0.042		mg/Kg-dry	2	8/21/2013
Metals by ICP/MS	SW6020 (SW3050B)				Prep Date: 8/20/2013	Analyst: JG
Antimony	ND JJ	4.5 JJ		mg/Kg-dry	20	8/22/2013
Cadmium	2.5	1.1		mg/Kg-dry	20	8/22/2013
Chromium	14	2.3		mg/Kg-dry	20	8/22/2013
Copper	86	14		mg/Kg-dry	50	8/21/2013
Lead	1200	1.1		mg/Kg-dry	20	8/22/2013
Tin	26 J	11	*	mg/Kg-dry	20	8/22/2013
Zinc	500	11		mg/Kg-dry	20	8/22/2013
Percent Moisture	D2974				Prep Date: 8/20/2013	Analyst: SDA
Percent Moisture	14.3	0.2	*	wt%	1	8/20/2013

24
9/4/13**Qualifiers:**

ND - Not Detected at the Reporting Limit

J - Analyte detected below quantitation limits

B - Analyte detected in the associated Method Blank

HT - Sample received past holding time

* - Non-accredited parameter

RL - Reporting Quantitation Limit for the analysis

S - Spike Recovery outside accepted recovery limits

R - RPD outside accepted recovery limits

E - Value above quantitation range

H - Holding time exceeded

STAT Analysis Corporation*2242 West Harrison St., Suite 200, Chicago, IL 60612-3766**Tel: (312) 733-0551 Fax: (312) 733-2386 STATinfo@STATAnalysis.com**Accreditation Numbers: IEPA ELAP 100445; ORELAP IL300001; AIHA 101160; NVLAP LabCode 101202-***Report Date:** August 26, 2013**Print Date:** August 26, 2013

Client:	Weston Solutions	Client Sample ID:	PA-499-01(0-6)-081413
Lab Order:	13080639	Tag Number:	Fine Grained
Project:	Pilsen Soil Site, Pilsen, Chicago, IL	Collection Date:	8/14/2013 9:45:00 AM
Lab ID:	13080639-017B	Matrix:	Soil

Analyses	Result	RL	Qualifier	Units	DF	Date Analyzed
----------	--------	----	-----------	-------	----	---------------

Metals by ICP/MS	SW6020 (SW3050B)				Prep Date: 8/22/2013	Analyst: JG
Lead	1100	5		mg/Kg-dry	100	8/22/2013

Qualifiers:

ND - Not Detected at the Reporting Limit
J - Analyte detected below quantitation limits
B - Analyte detected in the associated Method Blank
HT - Sample received past holding time
* - Non-accredited parameter

RL - Reporting / Quantitation Limit for the analysis
S - Spike Recovery outside accepted recovery limits
R - RPD outside accepted recovery limits
E - Value above quantitation range
H - Holding time exceeded

STAT Analysis Corporation

2242 West Harrison St., Suite 200, Chicago, IL 60612-3766

Tel: (312) 733-0551 Fax: (312) 733-2386 STATinfo@STATAnalysis.com

Accreditation Numbers: IEPA ELAP 100445; ORELAP IL300001; AIHA 101160; NVLAP LabCode 101202-

Report Date: August 26, 2013

Print Date: August 26, 2013

Client:	Weston Solutions	Client Sample ID:	PA-500-01(0-6)-081413
Lab Order:	13080639	Tag Number:	
Project:	Pilsen Soil Site, Pilsen, Chicago, IL	Collection Date:	8/14/2013 11:00:00 AM
Lab ID:	13080639-018A	Matrix:	Soil

Analyses	Result	RL	Qualifier	Units	DF	Date Analyzed
Mercury	SW7471A					
Mercury	0.88	0.065		mg/Kg-dry	3	Prep Date: 8/20/2013 Analyst: LB 8/21/2013
Metals by ICP/MS	SW6020 (SW3050B)					
Antimony	ND	4.4		mg/Kg-dry	20	Prep Date: 8/20/2013 Analyst: JG 8/22/2013
Cadmium	3.4	1.1		mg/Kg-dry	20	8/22/2013
Chromium	26	2.2		mg/Kg-dry	20	8/22/2013
Copper	72	5.5		mg/Kg-dry	20	8/22/2013
Lead	760	1.1		mg/Kg-dry	20	8/22/2013
Tin	27	11	*	mg/Kg-dry	20	8/22/2013
Zinc	620	11		mg/Kg-dry	20	8/22/2013
Percent Moisture	D2974					
Percent Moisture	13.4	0.2	*	wt%	1	Prep Date: 8/20/2013 Analyst: SDA 8/20/2013

Qualifiers:

ND - Not Detected at the Reporting Limit
J - Analyte detected below quantitation limits
B - Analyte detected in the associated Method Blank
HT - Sample received past holding time
* - Non-accredited parameter

RL - Reporting / Quantitation Limit for the analysis
S - Spike Recovery outside accepted recovery limits
R - RPD outside accepted recovery limits
E - Value above quantitation range
H - Holding time exceeded

STAT Analysis Corporation*2242 West Harrison St., Suite 200, Chicago, IL 60612-3766**Tel: (312) 733-0551 Fax: (312) 733-2386 STATinfo@STATAnalysis.com**Accreditation Numbers: IEPA ELAP 100445; ORELAP IL300001; AIHA 101160; NVLAP LabCode 101202-***Report Date:** August 26, 2013**Print Date:** August 26, 2013

Client:	Weston Solutions	Client Sample ID:	PA-500-01(0-6)-081413
Lab Order:	13080639	Tag Number:	Fine Grained
Project:	Pilsen Soil Site, Pilsen, Chicago, IL	Collection Date:	8/14/2013 11:00:00 AM
Lab ID:	13080639-018B	Matrix:	Soil

Analyses	Result	RL	Qualifier	Units	DF	Date Analyzed
----------	--------	----	-----------	-------	----	---------------

Metals by ICP/MS	SW6020 (SW3050B)				Prep Date: 8/22/2013	Analyst: JG
Lead	1300	4.8		mg/Kg-dry	100	8/22/2013

Qualifiers:

ND - Not Detected at the Reporting Limit
J - Analyte detected below quantitation limits
B - Analyte detected in the associated Method Blank
HT - Sample received past holding time
* - Non-accredited parameter

RL - Reporting / Quantitation Limit for the analysis
S - Spike Recovery outside accepted recovery limits
R - RPD outside accepted recovery limits
E - Value above quantitation range
H - Holding time exceeded

STAT Analysis Corporation

2242 West Harrison St., Suite 200, Chicago, IL 60612-3766

Tel: (312) 733-0551 Fax: (312) 733-2386 STATinfo@STATAnalysis.com

Accreditation Numbers: IEPA ELAP 100445; ORELAP IL300001; AIHA 101160; NVLAP LabCode 101202-

Report Date: August 26, 2013

Print Date: August 26, 2013

Client:	Weston Solutions	Client Sample ID:	PA-500-01(6-24)-081413
Lab Order:	13080639	Tag Number:	
Project:	Pilsen Soil Site, Pilsen, Chicago, IL	Collection Date:	8/14/2013 11:05:00 AM
Lab ID:	13080639-019A	Matrix:	Soil

Analyses	Result	RL	Qualifier	Units	DF	Date Analyzed
Mercury	SW7471A					Prep Date: 8/20/2013 Analyst: LB
Mercury	1.7	0.2		mg/Kg-dry	10	8/21/2013
Metals by ICP/MS	SW6020 (SW3050B)					Prep Date: 8/20/2013 Analyst: JG
Antimony	ND	3.9		mg/Kg-dry	20	8/22/2013
Cadmium	3.1	0.97		mg/Kg-dry	20	8/22/2013
Chromium	22	1.9		mg/Kg-dry	20	8/22/2013
Copper	88	4.8		mg/Kg-dry	20	8/22/2013
Lead	930	0.97		mg/Kg-dry	20	8/22/2013
Tin	28	9.7	*	mg/Kg-dry	20	8/22/2013
Zinc	690	9.7		mg/Kg-dry	20	8/22/2013
Percent Moisture	D2974					Prep Date: 8/20/2013 Analyst: SDA
Percent Moisture	12.9	0.2	*	wt%	1	8/20/2013

Qualifiers:

ND - Not Detected at the Reporting Limit
J - Analyte detected below quantitation limits
B - Analyte detected in the associated Method Blank
HT - Sample received past holding time
* - Non-accredited parameter

RL - Reporting / Quantitation Limit for the analysis
S - Spike Recovery outside accepted recovery limits
R - RPD outside accepted recovery limits
E - Value above quantitation range
H - Holding time exceeded

STAT Analysis Corporation*2242 West Harrison St., Suite 200, Chicago, IL 60612-3766**Tel: (312) 733-0551 Fax: (312) 733-2386 STATinfo@STATAnalysis.com**Accreditation Numbers: IEPA ELAP 100445; ORELAP IL300001; AIHA 101160; NVLAP LabCode 101202-***Report Date:** August 26, 2013**Print Date:** August 26, 2013

Client:	Weston Solutions	Client Sample ID:	PA-500-01(6-24)-081413
Lab Order:	13080639	Tag Number:	Fine Grained
Project:	Pilsen Soil Site, Pilsen, Chicago, IL	Collection Date:	8/14/2013 11:05:00 AM
Lab ID:	13080639-019B	Matrix:	Soil

Analyses	Result	RL	Qualifier	Units	DF	Date Analyzed
Metals by ICP/MS	SW6020 (SW3050B)				Prep Date: 8/22/2013	Analyst: JG
Lead	1400	5		mg/Kg-dry	100	8/22/2013

Qualifiers:

ND - Not Detected at the Reporting Limit
J - Analyte detected below quantitation limits
B - Analyte detected in the associated Method Blank
HT - Sample received past holding time
* - Non-accredited parameter

RL - Reporting / Quantitation Limit for the analysis
S - Spike Recovery outside accepted recovery limits
R - RPD outside accepted recovery limits
E - Value above quantitation range
H - Holding time exceeded

STAT Analysis Corporation

2242 West Harrison St., Suite 200, Chicago, IL 60612-3766

Tel: (312) 733-0551 Fax: (312) 733-2386 STATinfo@STATAnalysis.com

Accreditation Numbers: IEPA ELAP 100445; ORELAP IL300001; AIHA 101160; NVLAP LabCode 101202-

Report Date: August 26, 2013

Print Date: August 26, 2013

Client:	Weston Solutions	Client Sample ID:	PA-501-01(0-6)-081413
Lab Order:	13080639	Tag Number:	
Project:	Pilsen Soil Site, Pilsen, Chicago, IL	Collection Date:	8/14/2013 12:00:00 PM
Lab ID:	13080639-020A	Matrix:	Soil

Analyses	Result	RL	Qualifier	Units	DF	Date Analyzed
Mercury	SW7471A					Prep Date: 8/20/2013 Analyst: LB
Mercury	0.081	0.026		mg/Kg-dry	1	8/21/2013
Metals by ICP/MS	SW6020 (SW3050B)					Prep Date: 8/20/2013 Analyst: JG
Antimony	ND	5.2		mg/Kg-dry	20	8/22/2013
Cadmium	1.4	1.3		mg/Kg-dry	20	8/22/2013
Chromium	22	2.6		mg/Kg-dry	20	8/22/2013
Copper	28	6.5		mg/Kg-dry	20	8/22/2013
Lead	66	1.3		mg/Kg-dry	20	8/22/2013
Tin	ND	13	*	mg/Kg-dry	20	8/22/2013
Zinc	150	13		mg/Kg-dry	20	8/22/2013
Percent Moisture	D2974					Prep Date: 8/20/2013 Analyst: SDA
Percent Moisture	30.7	0.2	*	wt%	1	8/20/2013

Qualifiers:

ND - Not Detected at the Reporting Limit
J - Analyte detected below quantitation limits
B - Analyte detected in the associated Method Blank
HT - Sample received past holding time
* - Non-accredited parameter

RL - Reporting / Quantitation Limit for the analysis
S - Spike Recovery outside accepted recovery limits
R - RPD outside accepted recovery limits
E - Value above quantitation range
H - Holding time exceeded

STAT Analysis Corporation

2242 West Harrison St., Suite 200, Chicago, IL 60612-3766

Tel: (312) 733-0551 Fax: (312) 733-2386 STATinfo@STATAnalysis.com

Accreditation Numbers: IEPA ELAP 100445; ORELAP IL300001; AIHA 101160; NVLAP LabCode 101202-

Report Date: August 26, 2013

Print Date: August 26, 2013

Client:	Weston Solutions	Client Sample ID:	PA-501-01(0-6)-081413
Lab Order:	13080639	Tag Number:	Fine Grained
Project:	Pilsen Soil Site, Pilsen, Chicago, IL	Collection Date:	8/14/2013 12:00:00 PM
Lab ID:	13080639-020B	Matrix:	Soil

Analyses	Result	RL	Qualifier	Units	DF	Date Analyzed
----------	--------	----	-----------	-------	----	---------------

Metals by ICP/MS	SW6020 (SW3050B)				Prep Date: 8/22/2013	Analyst: JG
Lead	66	6.5		mg/Kg-dry	100	8/22/2013

Qualifiers:

ND - Not Detected at the Reporting Limit
J - Analyte detected below quantitation limits
B - Analyte detected in the associated Method Blank
HT - Sample received past holding time
* - Non-accredited parameter

RL - Reporting / Quantitation Limit for the analysis
S - Spike Recovery outside accepted recovery limits
R - RPD outside accepted recovery limits
E - Value above quantitation range
H - Holding time exceeded

STAT Analysis Corporation

2242 West Harrison St., Suite 200, Chicago, IL 60612-3766

Tel: (312) 733-0551 Fax: (312) 733-2386 STATinfo@STATAnalysis.com

Accreditation Numbers: IEPA ELAP 100445; ORELAP IL300001; AIHA 101160; NVLAP LabCode 101202-

Report Date: August 26, 2013

Print Date: August 26, 2013

Client:	Weston Solutions	Client Sample ID:	PA-502-01(0-6)-081413
Lab Order:	13080639	Tag Number:	
Project:	Pilsen Soil Site, Pilsen, Chicago, IL	Collection Date:	8/14/2013 2:00:00 PM
Lab ID:	13080639-021A	Matrix:	Soil

Analyses	Result	RL	Qualifier	Units	DF	Date Analyzed
Mercury	SW7471A					Prep Date: 8/20/2013 Analyst: LB
Mercury	1	0.22		mg/Kg-dry	10	8/21/2013
Metals by ICP/MS	SW6020 (SW3050B)					Prep Date: 8/21/2013 Analyst: JG
Antimony	ND	4.8		mg/Kg-dry	20	8/22/2013
Cadmium	7.3	1.2		mg/Kg-dry	20	8/22/2013
Chromium	60	2.4		mg/Kg-dry	20	8/22/2013
Copper	300	6		mg/Kg-dry	20	8/22/2013
Lead	780	1.2		mg/Kg-dry	20	8/22/2013
Tin	20	12	*	mg/Kg-dry	20	8/22/2013
Zinc	610	12		mg/Kg-dry	20	8/22/2013
Percent Moisture	D2974					Prep Date: 8/20/2013 Analyst: SDA
Percent Moisture	23.1	0.2	*	wt%	1	8/20/2013

Qualifiers:

ND - Not Detected at the Reporting Limit
J - Analyte detected below quantitation limits
B - Analyte detected in the associated Method Blank
HT - Sample received past holding time
* - Non-accredited parameter

RL - Reporting / Quantitation Limit for the analysis
S - Spike Recovery outside accepted recovery limits
R - RPD outside accepted recovery limits
E - Value above quantitation range
H - Holding time exceeded

STAT Analysis Corporation

2242 West Harrison St., Suite 200, Chicago, IL 60612-3766

Tel: (312) 733-0551 Fax: (312) 733-2386 STATinfo@STATAnalysis.com

Accreditation Numbers: IEPA ELAP 100445; ORELAP IL300001; AIHA 101160; NVLAP LabCode 101202-

Report Date: August 26, 2013

Print Date: August 26, 2013

Client:	Weston Solutions	Client Sample ID:	PA-502-01(0-6)-081413
Lab Order:	13080639	Tag Number:	Fine Grained
Project:	Pilsen Soil Site, Pilsen, Chicago, IL	Collection Date:	8/14/2013 2:00:00 PM
Lab ID:	13080639-021B	Matrix:	Soil

Analyses	Result	RL	Qualifier	Units	DF	Date Analyzed
----------	--------	----	-----------	-------	----	---------------

Metals by ICP/MS	SW6020 (SW3050B)				Prep Date: 8/22/2013	Analyst: JG
Lead	620	5.5		mg/Kg-dry	100	8/22/2013

Qualifiers:

ND - Not Detected at the Reporting Limit
J - Analyte detected below quantitation limits
B - Analyte detected in the associated Method Blank
HT - Sample received past holding time
* - Non-accredited parameter

RL - Reporting / Quantitation Limit for the analysis
S - Spike Recovery outside accepted recovery limits
R - RPD outside accepted recovery limits
E - Value above quantitation range
H - Holding time exceeded

STAT Analysis Corporation

2242 West Harrison St., Suite 200, Chicago, IL 60612-3766

Tel: (312) 733-0551 Fax: (312) 733-2386 STATinfo@STATAnalysis.com

Accreditation Numbers: IEPA ELAP 100445; ORELAP IL300001; AIHA 101160; NVLAP LabCode 101202-

Report Date: August 26, 2013

Print Date: August 26, 2013

Client:	Weston Solutions	Client Sample ID:	PA-502-01(6-24)-081413
Lab Order:	13080639	Tag Number:	
Project:	Pilsen Soil Site, Pilsen, Chicago, IL	Collection Date:	8/14/2013 2:05:00 PM
Lab ID:	13080639-022A	Matrix:	Soil

Analyses	Result	RL	Qualifier	Units	DF	Date Analyzed
Mercury	SW7471A					Prep Date: 8/20/2013 Analyst: LB
Mercury	1.2	0.25		mg/Kg-dry	10	8/21/2013
Metals by ICP/MS	SW6020 (SW3050B)					Prep Date: 8/21/2013 Analyst: JG
Antimony	ND	4.5		mg/Kg-dry	20	8/22/2013
Cadmium	4.9	1.1		mg/Kg-dry	20	8/22/2013
Chromium	38	2.3		mg/Kg-dry	20	8/22/2013
Copper	91	5.6		mg/Kg-dry	20	8/22/2013
Lead	580	1.1		mg/Kg-dry	20	8/22/2013
Tin	26	11	*	mg/Kg-dry	20	8/22/2013
Zinc	490	11		mg/Kg-dry	20	8/22/2013
Percent Moisture	D2974					Prep Date: 8/20/2013 Analyst: SDA
Percent Moisture	22.1	0.2	*	wt%	1	8/20/2013

Qualifiers:

ND - Not Detected at the Reporting Limit
J - Analyte detected below quantitation limits
B - Analyte detected in the associated Method Blank
HT - Sample received past holding time
* - Non-accredited parameter

RL - Reporting / Quantitation Limit for the analysis
S - Spike Recovery outside accepted recovery limits
R - RPD outside accepted recovery limits
E - Value above quantitation range
H - Holding time exceeded

STAT Analysis Corporation

2242 West Harrison St., Suite 200, Chicago, IL 60612-3766

Tel: (312) 733-0551 Fax: (312) 733-2386 STATinfo@STATAnalysis.com

Accreditation Numbers: IEPA ELAP 100445; ORELAP IL300001; AIHA 101160; NVLAP LabCode 101202-

Report Date: August 26, 2013**Print Date:** August 26, 2013

Client:	Weston Solutions	Client Sample ID:	PA-502-01(6-24)-081413
Lab Order:	13080639	Tag Number:	Fine Grained
Project:	Pilsen Soil Site, Pilsen, Chicago, IL	Collection Date:	8/14/2013 2:05:00 PM
Lab ID:	13080639-022B	Matrix:	Soil

Analyses	Result	RL	Qualifier	Units	DF	Date Analyzed
Metals by ICP/MS	SW6020 (SW3050B)				Prep Date: 8/22/2013	Analyst: JG
Lead	770	5.7		mg/Kg-dry	100	8/22/2013

Qualifiers:

ND - Not Detected at the Reporting Limit
J - Analyte detected below quantitation limits
B - Analyte detected in the associated Method Blank
HT - Sample received past holding time
* - Non-accredited parameter

RL - Reporting / Quantitation Limit for the analysis
S - Spike Recovery outside accepted recovery limits
R - RPD outside accepted recovery limits
E - Value above quantitation range
H - Holding time exceeded

STAT Analysis Corporation

2242 West Harrison St., Suite 200, Chicago, IL 60612-3766

Tel: (312) 733-0551 Fax: (312) 733-2386 STATinfo@STATAnalysis.com

Accreditation Numbers: IEPA ELAP 100445; ORELAP IL300001; AIHA 101160; NVLAP LabCode 101202-

Report Date: August 26, 2013

Print Date: August 26, 2013

Client:	Weston Solutions	Client Sample ID:	PA-503-01(0-6)-081413
Lab Order:	13080639	Tag Number:	
Project:	Pilsen Soil Site, Pilsen, Chicago, IL	Collection Date:	8/14/2013 3:15:00 PM
Lab ID:	13080639-023A	Matrix:	Soil

Analyses	Result	RL	Qualifier	Units	DF	Date Analyzed
Mercury	SW7471A					Prep Date: 8/20/2013 Analyst: LB
Mercury	0.64	0.024		mg/Kg-dry	1	8/21/2013
Metals by ICP/MS	SW6020 (SW3050B)					Prep Date: 8/21/2013 Analyst: JG
Antimony	ND	4.7		mg/Kg-dry	20	8/22/2013
Cadmium	6.1	1.2		mg/Kg-dry	20	8/22/2013
Chromium	25	2.4		mg/Kg-dry	20	8/22/2013
Copper	130	5.9		mg/Kg-dry	20	8/22/2013
Lead	1400	1.2		mg/Kg-dry	20	8/22/2013
Tin	21	12	*	mg/Kg-dry	20	8/22/2013
Zinc	830	12		mg/Kg-dry	20	8/22/2013
Percent Moisture	D2974					Prep Date: 8/20/2013 Analyst: SDA
Percent Moisture	17.1	0.2	*	wt%	1	8/20/2013

Qualifiers:

ND - Not Detected at the Reporting Limit
J - Analyte detected below quantitation limits
B - Analyte detected in the associated Method Blank
HT - Sample received past holding time
* - Non-accredited parameter

RL - Reporting / Quantitation Limit for the analysis
S - Spike Recovery outside accepted recovery limits
R - RPD outside accepted recovery limits
E - Value above quantitation range
H - Holding time exceeded

STAT Analysis Corporation

2242 West Harrison St., Suite 200, Chicago, IL 60612-3766

Tel: (312) 733-0551 Fax: (312) 733-2386 STATinfo@STATAnalysis.com

Accreditation Numbers: IEPA ELAP 100445; ORELAP IL300001; AIHA 101160; NVLAP LabCode 101202-

Report Date: August 26, 2013

Print Date: August 26, 2013

Client:	Weston Solutions	Client Sample ID:	PA-503-01(0-6)-081413
Lab Order:	13080639	Tag Number:	Fine Grained
Project:	Pilsen Soil Site, Pilsen, Chicago, IL	Collection Date:	8/14/2013 3:15:00 PM
Lab ID:	13080639-023B	Matrix:	Soil

Analyses	Result	RL	Qualifier	Units	DF	Date Analyzed
Metals by ICP/MS	SW6020 (SW3050B)				Prep Date: 8/22/2013	Analyst: JG
Lead	1700	5.8		mg/Kg-dry	100	8/22/2013

Qualifiers:

ND - Not Detected at the Reporting Limit
J - Analyte detected below quantitation limits
B - Analyte detected in the associated Method Blank
HT - Sample received past holding time
* - Non-accredited parameter

RL - Reporting / Quantitation Limit for the analysis
S - Spike Recovery outside accepted recovery limits
R - RPD outside accepted recovery limits
E - Value above quantitation range
H - Holding time exceeded

STAT Analysis Corporation

2242 West Harrison St., Suite 200, Chicago, IL 60612-3766

Tel: (312) 733-0551 Fax: (312) 733-2386 STATinfo@STATAnalysis.com

Accreditation Numbers: IEPA ELAP 100445; ORELAP IL300001; AIHA 101160; NVLAP LabCode 101202-

Report Date: August 26, 2013

Print Date: August 26, 2013

Client:	Weston Solutions	Client Sample ID:	PA-503-01(6-24)-081413
Lab Order:	13080639	Tag Number:	
Project:	Pilsen Soil Site, Pilsen, Chicago, IL	Collection Date:	8/14/2013 3:20:00 PM
Lab ID:	13080639-024A	Matrix:	Soil

Analyses	Result	RL	Qualifier	Units	DF	Date Analyzed
Mercury	SW7471A					Prep Date: 8/20/2013 Analyst: LB
Mercury	0.74	0.062		mg/Kg-dry	3	8/21/2013
Metals by ICP/MS	SW6020 (SW3050B)					Prep Date: 8/21/2013 Analyst: JG
Antimony	ND	4.1		mg/Kg-dry	20	8/22/2013
Cadmium	5.1	1		mg/Kg-dry	20	8/22/2013
Chromium	23	2.1		mg/Kg-dry	20	8/22/2013
Copper	140	5.2		mg/Kg-dry	20	8/22/2013
Lead	840	1		mg/Kg-dry	20	8/22/2013
Tin	110	10	*	mg/Kg-dry	20	8/22/2013
Zinc	800	10		mg/Kg-dry	20	8/22/2013
Percent Moisture	D2974					Prep Date: 8/20/2013 Analyst: SDA
Percent Moisture	12.9	0.2	*	wt%	1	8/20/2013

Qualifiers:

ND - Not Detected at the Reporting Limit
J - Analyte detected below quantitation limits
B - Analyte detected in the associated Method Blank
HT - Sample received past holding time
* - Non-accredited parameter

RL - Reporting / Quantitation Limit for the analysis
S - Spike Recovery outside accepted recovery limits
R - RPD outside accepted recovery limits
E - Value above quantitation range
H - Holding time exceeded

STAT Analysis Corporation

2242 West Harrison St., Suite 200, Chicago, IL 60612-3766

Tel: (312) 733-0551 Fax: (312) 733-2386 STATinfo@STATAnalysis.com

Accreditation Numbers: IEPA ELAP 100445; ORELAP IL300001; AIHA 101160; NVLAP LabCode 101202-

Report Date: August 26, 2013**Print Date:** August 26, 2013

Client:	Weston Solutions	Client Sample ID:	PA-503-01(6-24)-081413
Lab Order:	13080639	Tag Number:	Fine Grained
Project:	Pilsen Soil Site, Pilsen, Chicago, IL	Collection Date:	8/14/2013 3:20:00 PM
Lab ID:	13080639-024B	Matrix:	Soil

Analyses	Result	RL	Qualifier	Units	DF	Date Analyzed
Metals by ICP/MS	SW6020 (SW3050B)				Prep Date: 8/22/2013	Analyst: JG
Lead	1200	4.8		mg/Kg-dry	100	8/22/2013

Qualifiers:

ND - Not Detected at the Reporting Limit
J - Analyte detected below quantitation limits
B - Analyte detected in the associated Method Blank
HT - Sample received past holding time
* - Non-accredited parameter

RL - Reporting / Quantitation Limit for the analysis
S - Spike Recovery outside accepted recovery limits
R - RPD outside accepted recovery limits
E - Value above quantitation range
H - Holding time exceeded

STAT Analysis Corporation

2242 West Harrison St., Suite 200, Chicago, IL 60612-3766

Tel: (312) 733-0551 Fax: (312) 733-2386 STATinfo@STATAnalysis.com

Accreditation Numbers: IEPA ELAP 100445; ORELAP IL300001; AIHA 101160; NVLAP LabCode 101202-

Report Date: August 26, 2013

Print Date: August 26, 2013

Client:	Weston Solutions	Client Sample ID:	PA-504-01(0-6)-081513
Lab Order:	13080639	Tag Number:	
Project:	Pilsen Soil Site, Pilsen, Chicago, IL	Collection Date:	8/15/2013 9:15:00 AM
Lab ID:	13080639-025A	Matrix:	Soil

Analyses	Result	RL	Qualifier	Units	DF	Date Analyzed
Mercury	SW7471A					Prep Date: 8/20/2013 Analyst: LB
Mercury	0.19	0.025		mg/Kg-dry	1	8/21/2013
Metals by ICP/MS	SW6020 (SW3050B)					Prep Date: 8/21/2013 Analyst: JG
Antimony	ND	4.8		mg/Kg-dry	20	8/22/2013
Cadmium	1.8	1.2		mg/Kg-dry	20	8/22/2013
Chromium	21	2.4		mg/Kg-dry	20	8/22/2013
Copper	41	6.1		mg/Kg-dry	20	8/22/2013
Lead	390	1.2		mg/Kg-dry	20	8/22/2013
Tin	26	12	*	mg/Kg-dry	20	8/22/2013
Zinc	240	12		mg/Kg-dry	20	8/22/2013
Percent Moisture	D2974					Prep Date: 8/20/2013 Analyst: SDA
Percent Moisture	20.2	0.2	*	wt%	1	8/20/2013

Qualifiers:

ND - Not Detected at the Reporting Limit
J - Analyte detected below quantitation limits
B - Analyte detected in the associated Method Blank
HT - Sample received past holding time
* - Non-accredited parameter

RL - Reporting / Quantitation Limit for the analysis
S - Spike Recovery outside accepted recovery limits
R - RPD outside accepted recovery limits
E - Value above quantitation range
H - Holding time exceeded

STAT Analysis Corporation

2242 West Harrison St., Suite 200, Chicago, IL 60612-3766

Tel: (312) 733-0551 Fax: (312) 733-2386 STATinfo@STATAnalysis.com

Accreditation Numbers: IEPA ELAP 100445; ORELAP IL300001; AIHA 101160; NVLAP LabCode 101202-

Report Date: August 26, 2013

Print Date: August 26, 2013

Client:	Weston Solutions	Client Sample ID:	PA-504-01(0-6)-081513
Lab Order:	13080639	Tag Number:	Fine Grained
Project:	Pilsen Soil Site, Pilsen, Chicago, IL	Collection Date:	8/15/2013 9:15:00 AM
Lab ID:	13080639-025B	Matrix:	Soil

Analyses	Result	RL	Qualifier	Units	DF	Date Analyzed
----------	--------	----	-----------	-------	----	---------------

Metals by ICP/MS	SW6020 (SW3050B)				Prep Date: 8/22/2013	Analyst: JG
Lead	330	5.1		mg/Kg-dry	100	8/22/2013

Qualifiers:

ND - Not Detected at the Reporting Limit
J - Analyte detected below quantitation limits
B - Analyte detected in the associated Method Blank
HT - Sample received past holding time
* - Non-accredited parameter

RL - Reporting / Quantitation Limit for the analysis
S - Spike Recovery outside accepted recovery limits
R - RPD outside accepted recovery limits
E - Value above quantitation range
H - Holding time exceeded

STAT Analysis Corporation

2242 West Harrison St., Suite 200, Chicago, IL 60612-3766

Tel: (312) 733-0551 Fax: (312) 733-2386 STATinfo@STATAnalysis.com

Accreditation Numbers: IEPA ELAP 100445; ORELAP IL300001; AIHA 101160; NVLAP LabCode 101202-

Report Date: August 26, 2013

Print Date: August 26, 2013

Client:	Weston Solutions	Client Sample ID:	PA-505-01(0-6)-081513
Lab Order:	13080639	Tag Number:	
Project:	Pilsen Soil Site, Pilsen, Chicago, IL	Collection Date:	8/15/2013 10:25:00 AM
Lab ID:	13080639-026A	Matrix:	Soil

Analyses	Result	RL	Qualifier	Units	DF	Date Analyzed
Mercury	SW7471A					
Mercury	0.97	0.077		mg/Kg-dry	3	8/21/2013
Prep Date:	8/20/2013					Analyst: LB
Metals by ICP/MS	SW6020 (SW3050B)					
Antimony	ND	5.3		mg/Kg-dry	20	8/22/2013
Cadmium	5.5	1.3		mg/Kg-dry	20	8/22/2013
Chromium	53	2.6		mg/Kg-dry	20	8/22/2013
Copper	170	6.6		mg/Kg-dry	20	8/22/2013
Lead	1300	1.3		mg/Kg-dry	20	8/22/2013
Tin	33	13	*	mg/Kg-dry	20	8/22/2013
Zinc	1300	13		mg/Kg-dry	20	8/22/2013
Prep Date:	8/21/2013					Analyst: JG
Percent Moisture	D2974					
Percent Moisture	25.4	0.2	*	wt%	1	8/20/2013
Prep Date:	8/20/2013					Analyst: SDA

Qualifiers:

ND - Not Detected at the Reporting Limit
J - Analyte detected below quantitation limits
B - Analyte detected in the associated Method Blank
HT - Sample received past holding time
* - Non-accredited parameter

RL - Reporting / Quantitation Limit for the analysis
S - Spike Recovery outside accepted recovery limits
R - RPD outside accepted recovery limits
E - Value above quantitation range
H - Holding time exceeded

STAT Analysis Corporation

2242 West Harrison St., Suite 200, Chicago, IL 60612-3766

Tel: (312) 733-0551 Fax: (312) 733-2386 STATinfo@STATAnalysis.com

Accreditation Numbers: IEPA ELAP 100445; ORELAP IL300001; AIHA 101160; NVLAP LabCode 101202-

Report Date: August 26, 2013

Print Date: August 26, 2013

Client:	Weston Solutions	Client Sample ID:	PA-505-01(0-6)-081513
Lab Order:	13080639	Tag Number:	Fine Grained
Project:	Pilsen Soil Site, Pilsen, Chicago, IL	Collection Date:	8/15/2013 10:25:00 AM
Lab ID:	13080639-026B	Matrix:	Soil

Analyses	Result	RL	Qualifier	Units	DF	Date Analyzed
----------	--------	----	-----------	-------	----	---------------

Metals by ICP/MS	SW6020 (SW3050B)				Prep Date: 8/22/2013	Analyst: JG
Lead	1900	5.1		mg/Kg-dry	100	8/22/2013

Qualifiers:

ND - Not Detected at the Reporting Limit
J - Analyte detected below quantitation limits
B - Analyte detected in the associated Method Blank
HT - Sample received past holding time
* - Non-accredited parameter

RL - Reporting / Quantitation Limit for the analysis
S - Spike Recovery outside accepted recovery limits
R - RPD outside accepted recovery limits
E - Value above quantitation range
H - Holding time exceeded

STAT Analysis Corporation

2242 West Harrison St., Suite 200, Chicago, IL 60612-3766

Tel: (312) 733-0551 Fax: (312) 733-2386 STATinfo@STATAnalysis.com

Accreditation Numbers: IEPA ELAP 100445; ORELAP IL300001; AIHA 101160; NVLAP LabCode 101202-

Report Date: August 26, 2013

Print Date: August 26, 2013

Client:	Weston Solutions	Client Sample ID:	PA-505-01(0-6)-081513D
Lab Order:	13080639	Tag Number:	
Project:	Pilsen Soil Site, Pilsen, Chicago, IL	Collection Date:	8/15/2013 10:30:00 AM
Lab ID:	13080639-027A	Matrix:	Soil

Analyses	Result	RL	Qualifier	Units	DF	Date Analyzed
Mercury	SW7471A					
Mercury	0.87	0.027		mg/Kg-dry	1	Prep Date: 8/20/2013 Analyst: LB 8/21/2013
Metals by ICP/MS	SW6020 (SW3050B)					
Antimony	ND	4.5		mg/Kg-dry	20	Prep Date: 8/21/2013 Analyst: JG 8/22/2013
Cadmium	6	1.1		mg/Kg-dry	20	8/22/2013
Chromium	35	2.2		mg/Kg-dry	20	8/22/2013
Copper	180	5.6		mg/Kg-dry	20	8/22/2013
Lead	1400	1.1		mg/Kg-dry	20	8/22/2013
Tin	30	11	*	mg/Kg-dry	20	8/22/2013
Zinc	1300	11		mg/Kg-dry	20	8/22/2013
Percent Moisture	D2974					
Percent Moisture	24.9	0.2	*	wt%	1	Prep Date: 8/20/2013 Analyst: SDA 8/20/2013

Qualifiers:

ND - Not Detected at the Reporting Limit
J - Analyte detected below quantitation limits
B - Analyte detected in the associated Method Blank
HT - Sample received past holding time
* - Non-accredited parameter

RL - Reporting / Quantitation Limit for the analysis
S - Spike Recovery outside accepted recovery limits
R - RPD outside accepted recovery limits
E - Value above quantitation range
H - Holding time exceeded

STAT Analysis Corporation

2242 West Harrison St., Suite 200, Chicago, IL 60612-3766

Tel: (312) 733-0551 Fax: (312) 733-2386 STATinfo@STATAnalysis.com

Accreditation Numbers: IEPA ELAP 100445; ORELAP IL300001; AIHA 101160; NVLAP LabCode 101202-

Report Date: August 26, 2013

Print Date: August 26, 2013

Client:	Weston Solutions	Client Sample ID:	PA-505-01(0-6)-081513D
Lab Order:	13080639	Tag Number:	Fine Grained
Project:	Pilsen Soil Site, Pilsen, Chicago, IL	Collection Date:	8/15/2013 10:30:00 AM
Lab ID:	13080639-027B	Matrix:	Soil

Analyses	Result	RL	Qualifier	Units	DF	Date Analyzed
Metals by ICP/MS	SW6020 (SW3050B)				Prep Date: 8/22/2013	Analyst: JG
Lead	1600	5.3		mg/Kg-dry	100	8/22/2013

Qualifiers:

ND - Not Detected at the Reporting Limit
J - Analyte detected below quantitation limits
B - Analyte detected in the associated Method Blank
HT - Sample received past holding time
* - Non-accredited parameter

RL - Reporting / Quantitation Limit for the analysis
S - Spike Recovery outside accepted recovery limits
R - RPD outside accepted recovery limits
E - Value above quantitation range
H - Holding time exceeded

STAT Analysis Corporation

2242 West Harrison St., Suite 200, Chicago, IL 60612-3766

Tel: (312) 733-0551 Fax: (312) 733-2386 STATinfo@STATAnalysis.com

Accreditation Numbers: IEPA ELAP 100445; ORELAP IL300001; AIHA 101160; NVLAP LabCode 101202-

Report Date: August 26, 2013

Print Date: August 26, 2013

Client:	Weston Solutions	Client Sample ID:	PA-506-01(0-6)-081513
Lab Order:	13080639	Tag Number:	
Project:	Pilsen Soil Site, Pilsen, Chicago, IL	Collection Date:	8/15/2013 11:40:00 AM
Lab ID:	13080639-028A	Matrix:	Soil

Analyses	Result	RL	Qualifier	Units	DF	Date Analyzed
Mercury	SW7471A					Prep Date: 8/20/2013 Analyst: LB
Mercury	0.99	0.063		mg/Kg-dry	3	8/21/2013
Metals by ICP/MS	SW6020 (SW3050B)					Prep Date: 8/21/2013 Analyst: JG
Antimony	ND	4.6		mg/Kg-dry	20	8/22/2013
Cadmium	4.1	1.1		mg/Kg-dry	20	8/22/2013
Chromium	28	2.3		mg/Kg-dry	20	8/22/2013
Copper	94	5.7		mg/Kg-dry	20	8/22/2013
Lead	940	1.1		mg/Kg-dry	20	8/22/2013
Tin	17	11	*	mg/Kg-dry	20	8/22/2013
Zinc	780	11		mg/Kg-dry	20	8/22/2013
Percent Moisture	D2974					Prep Date: 8/20/2013 Analyst: SDA
Percent Moisture	12.7	0.2	*	wt%	1	8/20/2013

Qualifiers:

ND - Not Detected at the Reporting Limit
J - Analyte detected below quantitation limits
B - Analyte detected in the associated Method Blank
HT - Sample received past holding time
* - Non-accredited parameter

RL - Reporting / Quantitation Limit for the analysis
S - Spike Recovery outside accepted recovery limits
R - RPD outside accepted recovery limits
E - Value above quantitation range
H - Holding time exceeded

STAT Analysis Corporation*2242 West Harrison St., Suite 200, Chicago, IL 60612-3766**Tel: (312) 733-0551 Fax: (312) 733-2386 STATinfo@STATAnalysis.com**Accreditation Numbers: IEPA ELAP 100445; ORELAP IL300001; AIHA 101160; NVLAP LabCode 101202-***Report Date:** August 26, 2013**Print Date:** August 26, 2013

Client:	Weston Solutions	Client Sample ID:	PA-506-01(0-6)-081513
Lab Order:	13080639	Tag Number:	Fine Grained
Project:	Pilsen Soil Site, Pilsen, Chicago, IL	Collection Date:	8/15/2013 11:40:00 AM
Lab ID:	13080639-028B	Matrix:	Soil

Analyses	Result	RL	Qualifier	Units	DF	Date Analyzed
----------	--------	----	-----------	-------	----	---------------

Metals by ICP/MS	SW6020 (SW3050B)				Prep Date: 8/22/2013	Analyst: JG
Lead	1400	4.8		mg/Kg-dry	100	8/22/2013

Qualifiers:

ND - Not Detected at the Reporting Limit
J - Analyte detected below quantitation limits
B - Analyte detected in the associated Method Blank
HT - Sample received past holding time
* - Non-accredited parameter

RL - Reporting / Quantitation Limit for the analysis
S - Spike Recovery outside accepted recovery limits
R - RPD outside accepted recovery limits
E - Value above quantitation range
H - Holding time exceeded

STAT Analysis Corporation

2242 West Harrison St., Suite 200, Chicago, IL 60612-3766

Tel: (312) 733-0551 Fax: (312) 733-2386 STATinfo@STATAnalysis.com

Accreditation Numbers: IEPA ELAP 100445; ORELAP IL300001; AIHA 101160; NVLAP LabCode 101202-

Report Date: August 26, 2013

Print Date: August 26, 2013

Client:	Weston Solutions	Client Sample ID:	PA-507-01(0-6)-081513			
Lab Order:	13080639	Tag Number:				
Project:	Pilsen Soil Site, Pilsen, Chicago, IL	Collection Date:	8/15/2013 1:30:00 PM			
Lab ID:	13080639-029A	Matrix:	Soil			
Analyses	Result	RL	Qualifier	Units	DF	Date Analyzed
Mercury	SW7471A				Prep Date: 8/20/2013	Analyst: LB
Mercury	0.25	0.02		mg/Kg-dry	1	8/21/2013
Metals by ICP/MS	SW6020 (SW3050B)				Prep Date: 8/21/2013	Analyst: JG
Antimony	ND	4		mg/Kg-dry	20	8/22/2013
Cadmium	3.2	0.99		mg/Kg-dry	20	8/22/2013
Chromium	15	2		mg/Kg-dry	20	8/22/2013
Copper	48	4.9		mg/Kg-dry	20	8/22/2013
Lead	270	0.99		mg/Kg-dry	20	8/22/2013
Tin	ND	9.9	*	mg/Kg-dry	20	8/22/2013
Zinc	280	9.9		mg/Kg-dry	20	8/22/2013
Percent Moisture	D2974				Prep Date: 8/20/2013	Analyst: SDA
Percent Moisture	11.3	0.2	*	wt%	1	8/20/2013

Qualifiers:

ND - Not Detected at the Reporting Limit
J - Analyte detected below quantitation limits
B - Analyte detected in the associated Method Blank
HT - Sample received past holding time
* - Non-accredited parameter

RL - Reporting / Quantitation Limit for the analysis
S - Spike Recovery outside accepted recovery limits
R - RPD outside accepted recovery limits
E - Value above quantitation range
H - Holding time exceeded

STAT Analysis Corporation

2242 West Harrison St., Suite 200, Chicago, IL 60612-3766

Tel: (312) 733-0551 Fax: (312) 733-2386 STATinfo@STATAnalysis.com

Accreditation Numbers: IEPA ELAP 100445; ORELAP IL300001; AIHA 101160; NVLAP LabCode 101202-

Report Date: August 26, 2013

Print Date: August 26, 2013

Client:	Weston Solutions	Client Sample ID:	PA-507-01(0-6)-081513
Lab Order:	13080639	Tag Number:	Fine Grained
Project:	Pilsen Soil Site, Pilsen, Chicago, IL	Collection Date:	8/15/2013 1:30:00 PM
Lab ID:	13080639-029B	Matrix:	Soil

Analyses	Result	RL	Qualifier	Units	DF	Date Analyzed
----------	--------	----	-----------	-------	----	---------------

Metals by ICP/MS	SW6020 (SW3050B)				Prep Date: 8/22/2013	Analyst: JG
Lead	630	4.7		mg/Kg-dry	100	8/22/2013

Qualifiers:

ND - Not Detected at the Reporting Limit
J - Analyte detected below quantitation limits
B - Analyte detected in the associated Method Blank
HT - Sample received past holding time
* - Non-accredited parameter

RL - Reporting / Quantitation Limit for the analysis
S - Spike Recovery outside accepted recovery limits
R - RPD outside accepted recovery limits
E - Value above quantitation range
H - Holding time exceeded

STAT Analysis Corporation

2242 West Harrison St., Suite 200, Chicago, IL 60612-3766

Tel: (312) 733-0551 Fax: (312) 733-2386 STATinfo@STATAnalysis.com

Accreditation Numbers: IEPA ELAP 100445; ORELAP IL300001; AIHA 101160; NVLAP LabCode 101202-

Report Date: August 26, 2013

Print Date: August 26, 2013

Client:	Weston Solutions	Client Sample ID:	PA-508-01(0-6)-081513
Lab Order:	13080639	Tag Number:	
Project:	Pilsen Soil Site, Pilsen, Chicago, IL	Collection Date:	8/15/2013 2:45:00 PM
Lab ID:	13080639-030A	Matrix:	Soil

Analyses	Result	RL	Qualifier	Units	DF	Date Analyzed
Mercury	SW7471A					Prep Date: 8/20/2013 Analyst: LB
Mercury	0.48	0.02		mg/Kg-dry	1	8/21/2013
Metals by ICP/MS	SW6020 (SW3050B)					Prep Date: 8/21/2013 Analyst: JG
Antimony	ND	4.4		mg/Kg-dry	20	8/22/2013
Cadmium	2.7	1.1		mg/Kg-dry	20	8/22/2013
Chromium	26	2.2		mg/Kg-dry	20	8/22/2013
Copper	52	5.5		mg/Kg-dry	20	8/22/2013
Lead	580	1.1		mg/Kg-dry	20	8/22/2013
Tin	ND	11	*	mg/Kg-dry	20	8/22/2013
Zinc	400	11		mg/Kg-dry	20	8/22/2013
Percent Moisture	D2974					Prep Date: 8/20/2013 Analyst: SDA
Percent Moisture	15.2	0.2	*	wt%	1	8/20/2013

Qualifiers:

ND - Not Detected at the Reporting Limit
J - Analyte detected below quantitation limits
B - Analyte detected in the associated Method Blank
HT - Sample received past holding time
* - Non-accredited parameter

RL - Reporting / Quantitation Limit for the analysis
S - Spike Recovery outside accepted recovery limits
R - RPD outside accepted recovery limits
E - Value above quantitation range
H - Holding time exceeded

STAT Analysis Corporation

2242 West Harrison St., Suite 200, Chicago, IL 60612-3766

Tel: (312) 733-0551 Fax: (312) 733-2386 STATinfo@STATAnalysis.com

Accreditation Numbers: IEPA ELAP 100445; ORELAP IL300001; AIHA 101160; NVLAP LabCode 101202-

Report Date: August 26, 2013

Print Date: August 26, 2013

Client:	Weston Solutions	Client Sample ID:	PA-508-01(0-6)-081513
Lab Order:	13080639	Tag Number:	Fine Grained
Project:	Pilsen Soil Site, Pilsen, Chicago, IL	Collection Date:	8/15/2013 2:45:00 PM
Lab ID:	13080639-030B	Matrix:	Soil

Analyses	Result	RL	Qualifier	Units	DF	Date Analyzed
----------	--------	----	-----------	-------	----	---------------

Metals by ICP/MS	SW6020 (SW3050B)				Prep Date: 8/22/2013	Analyst: JG
Lead	290	4.8		mg/Kg-dry	100	8/22/2013

Qualifiers:

ND - Not Detected at the Reporting Limit
J - Analyte detected below quantitation limits
B - Analyte detected in the associated Method Blank
HT - Sample received past holding time
* - Non-accredited parameter

RL - Reporting / Quantitation Limit for the analysis
S - Spike Recovery outside accepted recovery limits
R - RPD outside accepted recovery limits
E - Value above quantitation range
H - Holding time exceeded

STAT Analysis Corporation

2242 West Harrison St., Suite 200, Chicago, IL 60612-3766

Tel: (312) 733-0551 Fax: (312) 733-2386 STATinfo@STATAnalysis.com

Accreditation Numbers: IEPA ELAP 100445; ORELAP IL300001; AIHA 101160; NVLAP LabCode 101202-

Report Date: August 26, 2013

Print Date: August 26, 2013

Client:	Weston Solutions	Client Sample ID:	PA-508-01(6-24)-081513
Lab Order:	13080639	Tag Number:	
Project:	Pilsen Soil Site, Pilsen, Chicago, IL	Collection Date:	8/15/2013 2:50:00 PM
Lab ID:	13080639-031A	Matrix:	Soil

Analyses	Result	RL	Qualifier	Units	DF	Date Analyzed
Mercury	SW7471A					Prep Date: 8/20/2013 Analyst: LB
Mercury	0.34	0.023		mg/Kg-dry	1	8/21/2013
Metals by ICP/MS	SW6020 (SW3050B)					Prep Date: 8/21/2013 Analyst: JG
Antimony	ND	4.1		mg/Kg-dry	20	8/22/2013
Cadmium	1.8	1		mg/Kg-dry	20	8/22/2013
Chromium	9	2.1		mg/Kg-dry	20	8/22/2013
Copper	25	5.2		mg/Kg-dry	20	8/22/2013
Lead	140	1		mg/Kg-dry	20	8/22/2013
Tin	12	10	*	mg/Kg-dry	20	8/22/2013
Zinc	210	10		mg/Kg-dry	20	8/22/2013
Percent Moisture	D2974					Prep Date: 8/20/2013 Analyst: SDA
Percent Moisture	19.2	0.2	*	wt%	1	8/20/2013

Qualifiers:

ND - Not Detected at the Reporting Limit
J - Analyte detected below quantitation limits
B - Analyte detected in the associated Method Blank
HT - Sample received past holding time
* - Non-accredited parameter

RL - Reporting / Quantitation Limit for the analysis
S - Spike Recovery outside accepted recovery limits
R - RPD outside accepted recovery limits
E - Value above quantitation range
H - Holding time exceeded

STAT Analysis Corporation

2242 West Harrison St., Suite 200, Chicago, IL 60612-3766

Tel: (312) 733-0551 Fax: (312) 733-2386 STATinfo@STATAnalysis.com

Accreditation Numbers: IEPA ELAP 100445; ORELAP IL300001; AIHA 101160; NVLAP LabCode 101202-

Report Date: August 26, 2013

Print Date: August 26, 2013

Client:	Weston Solutions	Client Sample ID:	PA-508-01(6-24)-081513
Lab Order:	13080639	Tag Number:	Fine Grained
Project:	Pilsen Soil Site, Pilsen, Chicago, IL	Collection Date:	8/15/2013 2:50:00 PM
Lab ID:	13080639-031B	Matrix:	Soil

Analyses	Result	RL	Qualifier	Units	DF	Date Analyzed
Metals by ICP/MS	SW6020 (SW3050B)				Prep Date: 8/22/2013	Analyst: JG
Lead	110	4.4		mg/Kg-dry	100	8/22/2013

Qualifiers:

ND - Not Detected at the Reporting Limit
J - Analyte detected below quantitation limits
B - Analyte detected in the associated Method Blank
HT - Sample received past holding time
* - Non-accredited parameter

RL - Reporting / Quantitation Limit for the analysis
S - Spike Recovery outside accepted recovery limits
R - RPD outside accepted recovery limits
E - Value above quantitation range
H - Holding time exceeded

STAT Analysis Corporation

2242 West Harrison St., Suite 200, Chicago, IL 60612-3766

Tel: (312) 733-0551 Fax: (312) 733-2386 STATinfo@STATAnalysis.com

Accreditation Numbers: IEPA ELAP 100445; ORELAP IL300001; AIHA 101160; NVLAP LabCode 101202-

Report Date: August 26, 2013

Print Date: August 26, 2013

Client:	Weston Solutions	Client Sample ID:	PA-509-01(0-6)-081513
Lab Order:	13080639	Tag Number:	
Project:	Pilsen Soil Site, Pilsen, Chicago, IL	Collection Date:	8/15/2013 4:00:00 PM
Lab ID:	13080639-032A	Matrix:	Soil

Analyses	Result	RL	Qualifier	Units	DF	Date Analyzed
Mercury	SW7471A					Prep Date: 8/20/2013 Analyst: LB
Mercury	1.2	0.076		mg/Kg-dry	3	8/21/2013
Metals by ICP/MS	SW6020 (SW3050B)					Prep Date: 8/21/2013 Analyst: JG
Antimony	ND	5		mg/Kg-dry	20	8/22/2013
Cadmium	4.7	1.2		mg/Kg-dry	20	8/22/2013
Chromium	40	2.5		mg/Kg-dry	20	8/22/2013
Copper	120	6.2		mg/Kg-dry	20	8/22/2013
Lead	1400	1.2		mg/Kg-dry	20	8/22/2013
Tin	53	12	*	mg/Kg-dry	20	8/22/2013
Zinc	830	12		mg/Kg-dry	20	8/22/2013
Percent Moisture	D2974					Prep Date: 8/20/2013 Analyst: SDA
Percent Moisture	21.3	0.2	*	wt%	1	8/20/2013

Qualifiers:

ND - Not Detected at the Reporting Limit
J - Analyte detected below quantitation limits
B - Analyte detected in the associated Method Blank
HT - Sample received past holding time
* - Non-accredited parameter

RL - Reporting / Quantitation Limit for the analysis
S - Spike Recovery outside accepted recovery limits
R - RPD outside accepted recovery limits
E - Value above quantitation range
H - Holding time exceeded

STAT Analysis Corporation

2242 West Harrison St., Suite 200, Chicago, IL 60612-3766

Tel: (312) 733-0551 Fax: (312) 733-2386 STATinfo@STATAnalysis.com

Accreditation Numbers: IEPA ELAP 100445; ORELAP IL300001; AIHA 101160; NVLAP LabCode 101202-

Report Date: August 26, 2013

Print Date: August 26, 2013

Client:	Weston Solutions	Client Sample ID:	PA-509-01(0-6)-081513
Lab Order:	13080639	Tag Number:	Fine Grained
Project:	Pilsen Soil Site, Pilsen, Chicago, IL	Collection Date:	8/15/2013 4:00:00 PM
Lab ID:	13080639-032B	Matrix:	Soil

Analyses	Result	RL	Qualifier	Units	DF	Date Analyzed
----------	--------	----	-----------	-------	----	---------------

Metals by ICP/MS	SW6020 (SW3050B)				Prep Date: 8/22/2013	Analyst: JG
Lead	1400	4.9		mg/Kg-dry	100	8/22/2013

Qualifiers:

ND - Not Detected at the Reporting Limit
J - Analyte detected below quantitation limits
B - Analyte detected in the associated Method Blank
HT - Sample received past holding time
* - Non-accredited parameter

RL - Reporting / Quantitation Limit for the analysis
S - Spike Recovery outside accepted recovery limits
R - RPD outside accepted recovery limits
E - Value above quantitation range
H - Holding time exceeded

STAT Analysis Corporation

2242 West Harrison St., Suite 200, Chicago, IL 60612-3766

Tel: (312) 733-0551 Fax: (312) 733-2386 STATinfo@STATAnalysis.com

Accreditation Numbers: IEPA ELAP 100445; ORELAP IL300001; AIHA 101160; NVLAP LabCode 101202-

Report Date: August 26, 2013

Print Date: August 26, 2013

Client:	Weston Solutions	Client Sample ID:	PA-510-01(0-6)-081513
Lab Order:	13080639	Tag Number:	
Project:	Pilsen Soil Site, Pilsen, Chicago, IL	Collection Date:	8/15/2013 4:50:00 PM
Lab ID:	13080639-033A	Matrix:	Soil

Analyses	Result	RL	Qualifier	Units	DF	Date Analyzed
Mercury	SW7471A					Prep Date: 8/20/2013 Analyst: LB
Mercury	0.99	0.07		mg/Kg-dry	3	8/21/2013
Metals by ICP/MS	SW6020 (SW3050B)					Prep Date: 8/21/2013 Analyst: JG
Antimony	ND	4.3		mg/Kg-dry	20	8/22/2013
Cadmium	4.1	1.1		mg/Kg-dry	20	8/22/2013
Chromium	28	2.1		mg/Kg-dry	20	8/22/2013
Copper	100	5.4		mg/Kg-dry	20	8/22/2013
Lead	1700	1.1		mg/Kg-dry	20	8/22/2013
Tin	25	11	*	mg/Kg-dry	20	8/22/2013
Zinc	790	11		mg/Kg-dry	20	8/22/2013
Percent Moisture	D2974					Prep Date: 8/20/2013 Analyst: SDA
Percent Moisture	16.0	0.2	*	wt%	1	8/20/2013

Qualifiers:

ND - Not Detected at the Reporting Limit
J - Analyte detected below quantitation limits
B - Analyte detected in the associated Method Blank
HT - Sample received past holding time
* - Non-accredited parameter

RL - Reporting / Quantitation Limit for the analysis
S - Spike Recovery outside accepted recovery limits
R - RPD outside accepted recovery limits
E - Value above quantitation range
H - Holding time exceeded

STAT Analysis Corporation

2242 West Harrison St., Suite 200, Chicago, IL 60612-3766

Tel: (312) 733-0551 Fax: (312) 733-2386 STATinfo@STATAnalysis.com

Accreditation Numbers: IEPA ELAP 100445; ORELAP IL300001; AIHA 101160; NVLAP LabCode 101202-

Report Date: August 26, 2013

Print Date: August 26, 2013

Client:	Weston Solutions	Client Sample ID:	PA-510-01(0-6)-081513
Lab Order:	13080639	Tag Number:	Fine Grained
Project:	Pilsen Soil Site, Pilsen, Chicago, IL	Collection Date:	8/15/2013 4:50:00 PM
Lab ID:	13080639-033B	Matrix:	Soil

Analyses	Result	RL	Qualifier	Units	DF	Date Analyzed
----------	--------	----	-----------	-------	----	---------------

Metals by ICP/MS	SW6020 (SW3050B)				Prep Date: 8/22/2013	Analyst: JG
Lead	2200	4.8		mg/Kg-dry	100	8/22/2013

Qualifiers:

ND - Not Detected at the Reporting Limit
J - Analyte detected below quantitation limits
B - Analyte detected in the associated Method Blank
HT - Sample received past holding time
* - Non-accredited parameter

RL - Reporting / Quantitation Limit for the analysis
S - Spike Recovery outside accepted recovery limits
R - RPD outside accepted recovery limits
E - Value above quantitation range
H - Holding time exceeded

STAT Analysis Corporation

2242 West Harrison St., Suite 200, Chicago, IL 60612-3766

Tel: (312) 733-0551 Fax: (312) 733-2386 STATinfo@STATAnalysis.com

Accreditation Numbers: IEPA ELAP 100445; ORELAP IL300001; AIHA 101160; NVLAP LabCode 101202-

Report Date: August 26, 2013

Print Date: August 26, 2013

Client:	Weston Solutions	Client Sample ID:	PA-511-01(0-6)-081613
Lab Order:	13080639	Tag Number:	
Project:	Pilsen Soil Site, Pilsen, Chicago, IL	Collection Date:	8/16/2013 8:30:00 AM
Lab ID:	13080639-034A	Matrix:	Soil

Analyses	Result	RL	Qualifier	Units	DF	Date Analyzed
Mercury	SW7471A					Prep Date: 8/20/2013 Analyst: LB
Mercury	0.2	0.021		mg/Kg-dry	1	8/21/2013
Metals by ICP/MS	SW6020 (SW3050B)					Prep Date: 8/21/2013 Analyst: JG
Antimony	ND	4.4		mg/Kg-dry	20	8/22/2013
Cadmium	1.7	1.1		mg/Kg-dry	20	8/22/2013
Chromium	21	2.2		mg/Kg-dry	20	8/22/2013
Copper	40	5.6		mg/Kg-dry	20	8/22/2013
Lead	210	1.1		mg/Kg-dry	20	8/22/2013
Tin	ND	11	*	mg/Kg-dry	20	8/22/2013
Zinc	170	11		mg/Kg-dry	20	8/22/2013
Percent Moisture	D2974					Prep Date: 8/20/2013 Analyst: SDA
Percent Moisture	15.1	0.2	*	wt%	1	8/20/2013

Qualifiers:

ND - Not Detected at the Reporting Limit
J - Analyte detected below quantitation limits
B - Analyte detected in the associated Method Blank
HT - Sample received past holding time
* - Non-accredited parameter

RL - Reporting / Quantitation Limit for the analysis
S - Spike Recovery outside accepted recovery limits
R - RPD outside accepted recovery limits
E - Value above quantitation range
H - Holding time exceeded

STAT Analysis Corporation

2242 West Harrison St., Suite 200, Chicago, IL 60612-3766

Tel: (312) 733-0551 Fax: (312) 733-2386 STATinfo@STATAnalysis.com

Accreditation Numbers: IEPA ELAP 100445; ORELAP IL300001; AIHA 101160; NVLAP LabCode 101202-

Report Date: August 26, 2013

Print Date: August 26, 2013

Client:	Weston Solutions	Client Sample ID:	PA-511-01(0-6)-081613
Lab Order:	13080639	Tag Number:	Fine Grained
Project:	Pilsen Soil Site, Pilsen, Chicago, IL	Collection Date:	8/16/2013 8:30:00 AM
Lab ID:	13080639-034B	Matrix:	Soil

Analyses	Result	RL	Qualifier	Units	DF	Date Analyzed
----------	--------	----	-----------	-------	----	---------------

Metals by ICP/MS	SW6020 (SW3050B)				Prep Date: 8/22/2013	Analyst: JG
Lead	370	4.6		mg/Kg-dry	100	8/22/2013

Qualifiers:

ND - Not Detected at the Reporting Limit
J - Analyte detected below quantitation limits
B - Analyte detected in the associated Method Blank
HT - Sample received past holding time
* - Non-accredited parameter

RL - Reporting / Quantitation Limit for the analysis
S - Spike Recovery outside accepted recovery limits
R - RPD outside accepted recovery limits
E - Value above quantitation range
H - Holding time exceeded

STAT Analysis Corporation

2242 West Harrison St., Suite 200, Chicago, IL 60612-3766

Tel: (312) 733-0551 Fax: (312) 733-2386 STATinfo@STATAnalysis.com

Accreditation Numbers: IEPA ELAP 100445; ORELAP IL300001; AIHA 101160; NVLAP LabCode 101202-

Report Date: August 26, 2013

Print Date: August 26, 2013

Client:	Weston Solutions	Client Sample ID:	PA-512-01(0-6)-081613
Lab Order:	13080639	Tag Number:	
Project:	Pilsen Soil Site, Pilsen, Chicago, IL	Collection Date:	8/16/2013 9:20:00 AM
Lab ID:	13080639-035A	Matrix:	Soil

Analyses	Result	RL	Qualifier	Units	DF	Date Analyzed
Mercury	SW7471A					Prep Date: 8/20/2013 Analyst: LB
Mercury	0.27	0.02		mg/Kg-dry	1	8/21/2013
Metals by ICP/MS	SW6020 (SW3050B)					Prep Date: 8/21/2013 Analyst: JG
Antimony	ND	4.7		mg/Kg-dry	20	8/22/2013
Cadmium	1.7	1.2		mg/Kg-dry	20	8/22/2013
Chromium	19	2.3		mg/Kg-dry	20	8/22/2013
Copper	37	5.9		mg/Kg-dry	20	8/22/2013
Lead	320	1.2		mg/Kg-dry	20	8/22/2013
Tin	ND	12	*	mg/Kg-dry	20	8/22/2013
Zinc	230	12		mg/Kg-dry	20	8/22/2013
Percent Moisture	D2974					Prep Date: 8/20/2013 Analyst: SDA
Percent Moisture	16.2	0.2	*	wt%	1	8/20/2013

Qualifiers:

ND - Not Detected at the Reporting Limit
J - Analyte detected below quantitation limits
B - Analyte detected in the associated Method Blank
HT - Sample received past holding time
* - Non-accredited parameter

RL - Reporting / Quantitation Limit for the analysis
S - Spike Recovery outside accepted recovery limits
R - RPD outside accepted recovery limits
E - Value above quantitation range
H - Holding time exceeded

STAT Analysis Corporation

2242 West Harrison St., Suite 200, Chicago, IL 60612-3766

Tel: (312) 733-0551 Fax: (312) 733-2386 STATinfo@STATAnalysis.com

Accreditation Numbers: IEPA ELAP 100445; ORELAP IL300001; AIHA 101160; NVLAP LabCode 101202-

Report Date: August 26, 2013

Print Date: August 26, 2013

Client:	Weston Solutions	Client Sample ID:	PA-512-01(0-6)-081613
Lab Order:	13080639	Tag Number:	Fine Grained
Project:	Pilsen Soil Site, Pilsen, Chicago, IL	Collection Date:	8/16/2013 9:20:00 AM
Lab ID:	13080639-035B	Matrix:	Soil

Analyses	Result	RL	Qualifier	Units	DF	Date Analyzed
Metals by ICP/MS	SW6020 (SW3050B)				Prep Date: 8/22/2013	Analyst: JG
Lead	520	4.6		mg/Kg-dry	100	8/22/2013

Qualifiers:

ND - Not Detected at the Reporting Limit
J - Analyte detected below quantitation limits
B - Analyte detected in the associated Method Blank
HT - Sample received past holding time
* - Non-accredited parameter

RL - Reporting / Quantitation Limit for the analysis
S - Spike Recovery outside accepted recovery limits
R - RPD outside accepted recovery limits
E - Value above quantitation range
H - Holding time exceeded

STAT Analysis Corporation

2242 West Harrison St., Suite 200, Chicago, IL 60612-3766

Tel: (312) 733-0551 Fax: (312) 733-2386 STATinfo@STATAnalysis.com

Accreditation Numbers: IEPA ELAP 100445; ORELAP IL300001; AIHA 101160; NVLAP LabCode 101202-

Report Date: August 26, 2013

Print Date: August 26, 2013

Client:	Weston Solutions	Client Sample ID:	PA-513-01(0-6)-081613
Lab Order:	13080639	Tag Number:	
Project:	Pilsen Soil Site, Pilsen, Chicago, IL	Collection Date:	8/16/2013 9:50:00 AM
Lab ID:	13080639-036A	Matrix:	Soil

Analyses	Result	RL	Qualifier	Units	DF	Date Analyzed
Mercury	SW7471A					Prep Date: 8/20/2013 Analyst: LB
Mercury	0.2	0.022		mg/Kg-dry	1	8/21/2013
Metals by ICP/MS	SW6020 (SW3050B)					Prep Date: 8/21/2013 Analyst: JG
Antimony	ND	4.2		mg/Kg-dry	20	8/22/2013
Cadmium	1.4	1		mg/Kg-dry	20	8/22/2013
Chromium	31	2.1		mg/Kg-dry	20	8/22/2013
Copper	45	5.2		mg/Kg-dry	20	8/22/2013
Lead	170	1		mg/Kg-dry	20	8/22/2013
Tin	ND	10	*	mg/Kg-dry	20	8/22/2013
Zinc	200	10		mg/Kg-dry	20	8/22/2013
Percent Moisture	D2974					Prep Date: 8/20/2013 Analyst: SDA
Percent Moisture	19.7	0.2	*	wt%	1	8/20/2013

Qualifiers:

ND - Not Detected at the Reporting Limit
J - Analyte detected below quantitation limits
B - Analyte detected in the associated Method Blank
HT - Sample received past holding time
* - Non-accredited parameter

RL - Reporting / Quantitation Limit for the analysis
S - Spike Recovery outside accepted recovery limits
R - RPD outside accepted recovery limits
E - Value above quantitation range
H - Holding time exceeded

STAT Analysis Corporation*2242 West Harrison St., Suite 200, Chicago, IL 60612-3766**Tel: (312) 733-0551 Fax: (312) 733-2386 STATinfo@STATAnalysis.com**Accreditation Numbers: IEPA ELAP 100445; ORELAP IL300001; AIHA 101160; NVLAP LabCode 101202-***Report Date:** August 26, 2013**Print Date:** August 26, 2013

Client:	Weston Solutions	Client Sample ID:	PA-513-01(0-6)-081613
Lab Order:	13080639	Tag Number:	Fine Grained
Project:	Pilsen Soil Site, Pilsen, Chicago, IL	Collection Date:	8/16/2013 9:50:00 AM
Lab ID:	13080639-036B	Matrix:	Soil

Analyses	Result	RL	Qualifier	Units	DF	Date Analyzed
----------	--------	----	-----------	-------	----	---------------

Metals by ICP/MS	SW6020 (SW3050B)				Prep Date: 8/22/2013	Analyst: JG
Lead	230	4.7		mg/Kg-dry	100	8/22/2013

Qualifiers:

ND - Not Detected at the Reporting Limit
J - Analyte detected below quantitation limits
B - Analyte detected in the associated Method Blank
HT - Sample received past holding time
* - Non-accredited parameter

RL - Reporting / Quantitation Limit for the analysis
S - Spike Recovery outside accepted recovery limits
R - RPD outside accepted recovery limits
E - Value above quantitation range
H - Holding time exceeded

STAT Analysis Corporation

2242 West Harrison St., Suite 200, Chicago, IL 60612-3766

Tel: (312) 733-0551 Fax: (312) 733-2386 STATinfo@STATAnalysis.com

Accreditation Numbers: IEPA ELAP 100445; ORELAP IL300001; AIHA 101160; NVLAP LabCode 101202-

Report Date: August 26, 2013

Print Date: August 26, 2013

Client:	Weston Solutions	Client Sample ID:	PA-513-01(0-6)-081613D
Lab Order:	13080639	Tag Number:	
Project:	Pilsen Soil Site, Pilsen, Chicago, IL	Collection Date:	8/16/2013 9:55:00 AM
Lab ID:	13080639-037A	Matrix:	Soil

Analyses	Result	RL	Qualifier	Units	DF	Date Analyzed
Mercury	SW7471A					Prep Date: 8/20/2013 Analyst: LB
Mercury	0.28	0.025		mg/Kg-dry	1	8/21/2013
Metals by ICP/MS	SW6020 (SW3050B)					Prep Date: 8/21/2013 Analyst: JG
Antimony	ND	4.2		mg/Kg-dry	20	8/22/2013
Cadmium	1.3	1		mg/Kg-dry	20	8/22/2013
Chromium	23	2.1		mg/Kg-dry	20	8/22/2013
Copper	42	5.2		mg/Kg-dry	20	8/22/2013
Lead	140	1		mg/Kg-dry	20	8/22/2013
Tin	ND	10	*	mg/Kg-dry	20	8/22/2013
Zinc	200	10		mg/Kg-dry	20	8/22/2013
Percent Moisture	D2974					Prep Date: 8/20/2013 Analyst: SDA
Percent Moisture	20.6	0.2	*	wt%	1	8/20/2013

Qualifiers:

ND - Not Detected at the Reporting Limit
J - Analyte detected below quantitation limits
B - Analyte detected in the associated Method Blank
HT - Sample received past holding time
* - Non-accredited parameter

RL - Reporting / Quantitation Limit for the analysis
S - Spike Recovery outside accepted recovery limits
R - RPD outside accepted recovery limits
E - Value above quantitation range
H - Holding time exceeded

STAT Analysis Corporation

2242 West Harrison St., Suite 200, Chicago, IL 60612-3766

Tel: (312) 733-0551 Fax: (312) 733-2386 STATinfo@STATAnalysis.com

Accreditation Numbers: IEPA ELAP 100445; ORELAP IL300001; AIHA 101160; NVLAP LabCode 101202-

Report Date: August 26, 2013

Print Date: August 26, 2013

Client:	Weston Solutions	Client Sample ID:	PA-513-01(0-6)-081613D
Lab Order:	13080639	Tag Number:	Fine Grained
Project:	Pilsen Soil Site, Pilsen, Chicago, IL	Collection Date:	8/16/2013 9:55:00 AM
Lab ID:	13080639-037B	Matrix:	Soil

Analyses	Result	RL	Qualifier	Units	DF	Date Analyzed
----------	--------	----	-----------	-------	----	---------------

Metals by ICP/MS	SW6020 (SW3050B)				Prep Date: 8/22/2013	Analyst: JG
Lead	210	4.8		mg/Kg-dry	100	8/22/2013

Qualifiers:

ND - Not Detected at the Reporting Limit
J - Analyte detected below quantitation limits
B - Analyte detected in the associated Method Blank
HT - Sample received past holding time
* - Non-accredited parameter

RL - Reporting / Quantitation Limit for the analysis
S - Spike Recovery outside accepted recovery limits
R - RPD outside accepted recovery limits
E - Value above quantitation range
H - Holding time exceeded

STAT Analysis Corporation

2242 West Harrison St., Suite 200, Chicago, IL 60612-3766

Tel: (312) 733-0551 Fax: (312) 733-2386 STATinfo@STATAnalysis.com

Accreditation Numbers: IEPA ELAP 100445; ORELAP IL300001; AIHA 101160; NVLAP LabCode 101202-

Report Date: August 26, 2013

Print Date: August 26, 2013

Client:	Weston Solutions	Client Sample ID:	PA-514-01(0-6)-081613
Lab Order:	13080639	Tag Number:	
Project:	Pilsen Soil Site, Pilsen, Chicago, IL	Collection Date:	8/16/2013 11:25:00 AM
Lab ID:	13080639-038A	Matrix:	Soil

Analyses	Result	RL	Qualifier	Units	DF	Date Analyzed
Mercury	SW7471A					Prep Date: 8/20/2013 Analyst: LB
Mercury	0.28	0.024		mg/Kg-dry	1	8/21/2013
Metals by ICP/MS	SW6020 (SW3050B)					Prep Date: 8/21/2013 Analyst: JG
Antimony	ND	4.3		mg/Kg-dry	20	8/22/2013
Cadmium	2.1	1.1		mg/Kg-dry	20	8/22/2013
Chromium	23	2.1		mg/Kg-dry	20	8/22/2013
Copper	59	5.4		mg/Kg-dry	20	8/22/2013
Lead	410	1.1		mg/Kg-dry	20	8/22/2013
Tin	ND	11	*	mg/Kg-dry	20	8/22/2013
Zinc	370	11		mg/Kg-dry	20	8/22/2013
Percent Moisture	D2974					Prep Date: 8/20/2013 Analyst: SDA
Percent Moisture	18.2	0.2	*	wt%	1	8/20/2013

Qualifiers:

ND - Not Detected at the Reporting Limit
J - Analyte detected below quantitation limits
B - Analyte detected in the associated Method Blank
HT - Sample received past holding time
* - Non-accredited parameter

RL - Reporting / Quantitation Limit for the analysis
S - Spike Recovery outside accepted recovery limits
R - RPD outside accepted recovery limits
E - Value above quantitation range
H - Holding time exceeded

STAT Analysis Corporation

2242 West Harrison St., Suite 200, Chicago, IL 60612-3766

Tel: (312) 733-0551 Fax: (312) 733-2386 STATinfo@STATAnalysis.com

Accreditation Numbers: IEPA ELAP 100445; ORELAP IL300001; AIHA 101160; NVLAP LabCode 101202-

Report Date: August 26, 2013

Print Date: August 26, 2013

Client:	Weston Solutions	Client Sample ID:	PA-514-01(0-6)-081613
Lab Order:	13080639	Tag Number:	Fine Grained
Project:	Pilsen Soil Site, Pilsen, Chicago, IL	Collection Date:	8/16/2013 11:25:00 AM
Lab ID:	13080639-038B	Matrix:	Soil

Analyses	Result	RL	Qualifier	Units	DF	Date Analyzed
Metals by ICP/MS	SW6020 (SW3050B)				Prep Date: 8/22/2013	Analyst: JG
Lead	430	5		mg/Kg-dry	100	8/22/2013

Qualifiers:

ND - Not Detected at the Reporting Limit
J - Analyte detected below quantitation limits
B - Analyte detected in the associated Method Blank
HT - Sample received past holding time
* - Non-accredited parameter

RL - Reporting / Quantitation Limit for the analysis
S - Spike Recovery outside accepted recovery limits
R - RPD outside accepted recovery limits
E - Value above quantitation range
H - Holding time exceeded

STAT Analysis Corporation

2242 West Harrison St., Suite 200, Chicago, IL 60612-3766

Tel: (312) 733-0551 Fax: (312) 733-2386 STATinfo@STATAnalysis.com

Accreditation Numbers: IEPA ELAP 100445; ORELAP IL300001; AIHA 101160; NVLAP LabCode 101202-

Report Date: August 26, 2013

Print Date: August 26, 2013

Client:	Weston Solutions	Client Sample ID:	PA-514-01(6-24)-081613
Lab Order:	13080639	Tag Number:	
Project:	Pilsen Soil Site, Pilsen, Chicago, IL	Collection Date:	8/16/2013 11:30:00 AM
Lab ID:	13080639-039A	Matrix:	Soil

Analyses	Result	RL	Qualifier	Units	DF	Date Analyzed
Mercury	SW7471A					Prep Date: 8/20/2013 Analyst: LB
Mercury	0.63	0.019		mg/Kg-dry	1	8/21/2013
Metals by ICP/MS	SW6020 (SW3050B)					Prep Date: 8/21/2013 Analyst: JG
Antimony	ND	4.7		mg/Kg-dry	20	8/22/2013
Cadmium	3.7	1.2		mg/Kg-dry	20	8/22/2013
Chromium	24	2.3		mg/Kg-dry	20	8/22/2013
Copper	92	5.9		mg/Kg-dry	20	8/22/2013
Lead	760	1.2		mg/Kg-dry	20	8/22/2013
Tin	31	12	*	mg/Kg-dry	20	8/22/2013
Zinc	1700	12		mg/Kg-dry	20	8/22/2013
Percent Moisture	D2974					Prep Date: 8/20/2013 Analyst: SDA
Percent Moisture	17.9	0.2	*	wt%	1	8/20/2013

Qualifiers:

ND - Not Detected at the Reporting Limit
J - Analyte detected below quantitation limits
B - Analyte detected in the associated Method Blank
HT - Sample received past holding time
* - Non-accredited parameter

RL - Reporting / Quantitation Limit for the analysis
S - Spike Recovery outside accepted recovery limits
R - RPD outside accepted recovery limits
E - Value above quantitation range
H - Holding time exceeded

STAT Analysis Corporation

2242 West Harrison St., Suite 200, Chicago, IL 60612-3766

Tel: (312) 733-0551 Fax: (312) 733-2386 STATinfo@STATAnalysis.com

Accreditation Numbers: IEPA ELAP 100445; ORELAP IL300001; AIHA 101160; NVLAP LabCode 101202-

Report Date: August 26, 2013

Print Date: August 26, 2013

Client:	Weston Solutions	Client Sample ID:	PA-514-01(6-24)-081613
Lab Order:	13080639	Tag Number:	Fine Grained
Project:	Pilsen Soil Site, Pilsen, Chicago, IL	Collection Date:	8/16/2013 11:30:00 AM
Lab ID:	13080639-039B	Matrix:	Soil

Analyses	Result	RL	Qualifier	Units	DF	Date Analyzed
Metals by ICP/MS	SW6020 (SW3050B)				Prep Date: 8/22/2013	Analyst: JG
Lead	830	4.7		mg/Kg-dry	100	8/22/2013

Qualifiers:

ND - Not Detected at the Reporting Limit
J - Analyte detected below quantitation limits
B - Analyte detected in the associated Method Blank
HT - Sample received past holding time
* - Non-accredited parameter

RL - Reporting / Quantitation Limit for the analysis
S - Spike Recovery outside accepted recovery limits
R - RPD outside accepted recovery limits
E - Value above quantitation range
H - Holding time exceeded

STAT Analysis Corporation

2242 West Harrison St., Suite 200, Chicago, IL 60612-3766

Tel: (312) 733-0551 Fax: (312) 733-2386 STATinfo@STATAnalysis.com

Accreditation Numbers: IEPA ELAP 100445; ORELAP IL300001; AIHA 101160; NVLAP LabCode 101202-

Report Date: August 26, 2013

Print Date: August 26, 2013

Client:	Weston Solutions	Client Sample ID:	PA-515-01(0-6)-081613
Lab Order:	13080639	Tag Number:	
Project:	Pilsen Soil Site, Pilsen, Chicago, IL	Collection Date:	8/16/2013 1:30:00 PM
Lab ID:	13080639-040A	Matrix:	Soil

Analyses	Result	RL	Qualifier	Units	DF	Date Analyzed
Mercury	SW7471A					
Mercury	0.89 J	0.096		mg/Kg-dry	5	Prep Date: 8/20/2013 Analyst: LB 8/21/2013
Metals by ICP/MS	SW6020 (SW3050B)					
Antimony	9.2 J	4.8		mg/Kg-dry	20	Prep Date: 8/23/2013 Analyst: JG 8/23/2013
Cadmium	7.4	1.2		mg/Kg-dry	20	8/23/2013
Chromium	22	2.4		mg/Kg-dry	20	8/23/2013
Copper	140	6		mg/Kg-dry	20	8/23/2013
Lead	1600	1.2		mg/Kg-dry	20	8/23/2013
Tin	29 J	12	*	mg/Kg-dry	20	8/23/2013
Zinc	1100	12		mg/Kg-dry	20	8/23/2013
Percent Moisture	D2974					
Percent Moisture	19.1	0.2	*	wt%	1	Prep Date: 8/20/2013 Analyst: SDA 8/20/2013

21
9/4/13**Qualifiers:**

ND - Not Detected at the Reporting Limit

J - Analyte detected below quantitation limits

B - Analyte detected in the associated Method Blank

HT - Sample received past holding time

* - Non-accredited parameter

RL - Reporting / Quantitation Limit for the analysis

S - Spike Recovery outside accepted recovery limits

R - RPD outside accepted recovery limits

E - Value above quantitation range

H - Holding time exceeded

STAT Analysis Corporation

2242 West Harrison St., Suite 200, Chicago, IL 60612-3766

Tel: (312) 733-0551 Fax: (312) 733-2386 STATinfo@STATAnalysis.com

Accreditation Numbers: IEPA ELAP 100445; ORELAP IL300001; AIHA 101160; NVLAP LabCode 101202-

Report Date: August 26, 2013

Print Date: August 26, 2013

Client:	Weston Solutions	Client Sample ID:	PA-515-01(0-6)-081613
Lab Order:	13080639	Tag Number:	Fine Grained
Project:	Pilsen Soil Site, Pilsen, Chicago, IL	Collection Date:	8/16/2013 1:30:00 PM
Lab ID:	13080639-040B	Matrix:	Soil

Analyses	Result	RL	Qualifier	Units	DF	Date Analyzed
Metals by ICP/MS	SW6020 (SW3050B)				Prep Date: 8/22/2013	Analyst: JG
Lead	1600	4.9		mg/Kg-dry	100	8/22/2013

Qualifiers:

ND - Not Detected at the Reporting Limit
J - Analyte detected below quantitation limits
B - Analyte detected in the associated Method Blank
HT - Sample received past holding time
* - Non-accredited parameter

RL - Reporting / Quantitation Limit for the analysis
S - Spike Recovery outside accepted recovery limits
R - RPD outside accepted recovery limits
E - Value above quantitation range
H - Holding time exceeded

STAT Analysis Corporation

2242 West Harrison St., Suite 200, Chicago, IL 60612-3766

Tel: (312) 733-0551 Fax: (312) 733-2386 STATinfo@STATAnalysis.com

Accreditation Numbers: IEPA ELAP 100445; ORELAP IL300001; AIHA 101160; NVLAP LabCode 101202-

Report Date: August 26, 2013

Print Date: August 26, 2013

Client:	Weston Solutions	Client Sample ID:	PA-516-01(0-6)-081613
Lab Order:	13080639	Tag Number:	
Project:	Pilsen Soil Site, Pilsen, Chicago, IL	Collection Date:	8/16/2013 2:50:00 PM
Lab ID:	13080639-041A	Matrix:	Soil

Analyses	Result	RL	Qualifier	Units	DF	Date Analyzed
Mercury	SW7471A					Prep Date: 8/20/2013 Analyst: LB
Mercury	0.31	0.026		mg/Kg-dry	1	8/21/2013
Metals by ICP/MS	SW6020 (SW3050B)					Prep Date: 8/21/2013 Analyst: JG
Antimony	ND	4.8		mg/Kg-dry	20	8/22/2013
Cadmium	5.3	1.2		mg/Kg-dry	20	8/22/2013
Chromium	32	2.4		mg/Kg-dry	20	8/22/2013
Copper	70	6		mg/Kg-dry	20	8/22/2013
Lead	520	1.2		mg/Kg-dry	20	8/22/2013
Tin	ND	12	*	mg/Kg-dry	20	8/22/2013
Zinc	500	12		mg/Kg-dry	20	8/22/2013
Percent Moisture	D2974					Prep Date: 8/20/2013 Analyst: SDA
Percent Moisture	23.3	0.2	*	wt%	1	8/20/2013

Qualifiers:

ND - Not Detected at the Reporting Limit
J - Analyte detected below quantitation limits
B - Analyte detected in the associated Method Blank
HT - Sample received past holding time
* - Non-accredited parameter

RL - Reporting / Quantitation Limit for the analysis
S - Spike Recovery outside accepted recovery limits
R - RPD outside accepted recovery limits
E - Value above quantitation range
H - Holding time exceeded

STAT Analysis Corporation

2242 West Harrison St., Suite 200, Chicago, IL 60612-3766

Tel: (312) 733-0551 Fax: (312) 733-2386 STATinfo@STATAnalysis.com

Accreditation Numbers: IEPA ELAP 100445; ORELAP IL300001; AIHA 101160; NVLAP LabCode 101202-

Report Date: August 26, 2013

Print Date: August 26, 2013

Client:	Weston Solutions	Client Sample ID:	PA-516-01(0-6)-081613
Lab Order:	13080639	Tag Number:	Fine Grained
Project:	Pilsen Soil Site, Pilsen, Chicago, IL	Collection Date:	8/16/2013 2:50:00 PM
Lab ID:	13080639-041B	Matrix:	Soil

Analyses	Result	RL	Qualifier	Units	DF	Date Analyzed
----------	--------	----	-----------	-------	----	---------------

Metals by ICP/MS	SW6020 (SW3050B)				Prep Date: 8/22/2013	Analyst: JG
Lead	450	4.9		mg/Kg-dry	100	8/22/2013

Qualifiers:

ND - Not Detected at the Reporting Limit
J - Analyte detected below quantitation limits
B - Analyte detected in the associated Method Blank
HT - Sample received past holding time
* - Non-accredited parameter

RL - Reporting / Quantitation Limit for the analysis
S - Spike Recovery outside accepted recovery limits
R - RPD outside accepted recovery limits
E - Value above quantitation range
H - Holding time exceeded

STAT Analysis Corporation

2242 West Harrison St., Suite 200, Chicago, IL 60612-3766

Tel: (312) 733-0551 Fax: (312) 733-2386 STATinfo@STATAnalysis.com

Accreditation Numbers: IEPA ELAP 100445; ORELAP IL300001; AIHA 101160; NVLAP LabCode 101202-

Report Date: August 26, 2013

Print Date: August 26, 2013

Client:	Weston Solutions	Client Sample ID:	PA-516-01(0-6)-081613D
Lab Order:	13080639	Tag Number:	
Project:	Pilsen Soil Site, Pilsen, Chicago, IL	Collection Date:	8/16/2013 2:55:00 PM
Lab ID:	13080639-042A	Matrix:	Soil

Analyses	Result	RL	Qualifier	Units	DF	Date Analyzed
Mercury	SW7471A					Prep Date: 8/20/2013 Analyst: LB
Mercury	0.62	0.022		mg/Kg-dry	1	8/21/2013
Metals by ICP/MS	SW6020 (SW3050B)					Prep Date: 8/21/2013 Analyst: JG
Antimony	ND	5.1		mg/Kg-dry	20	8/22/2013
Cadmium	4.2	1.3		mg/Kg-dry	20	8/22/2013
Chromium	33	2.5		mg/Kg-dry	20	8/22/2013
Copper	67	6.3		mg/Kg-dry	20	8/22/2013
Lead	560	1.3		mg/Kg-dry	20	8/22/2013
Tin	ND	13	*	mg/Kg-dry	20	8/22/2013
Zinc	470	13		mg/Kg-dry	20	8/22/2013
Percent Moisture	D2974					Prep Date: 8/20/2013 Analyst: SDA
Percent Moisture	24.0	0.2	*	wt%	1	8/20/2013

Qualifiers:

ND - Not Detected at the Reporting Limit
J - Analyte detected below quantitation limits
B - Analyte detected in the associated Method Blank
HT - Sample received past holding time
* - Non-accredited parameter

RL - Reporting / Quantitation Limit for the analysis
S - Spike Recovery outside accepted recovery limits
R - RPD outside accepted recovery limits
E - Value above quantitation range
H - Holding time exceeded

STAT Analysis Corporation

2242 West Harrison St., Suite 200, Chicago, IL 60612-3766

Tel: (312) 733-0551 Fax: (312) 733-2386 STATinfo@STATAnalysis.com

Accreditation Numbers: IEPA ELAP 100445; ORELAP IL300001; AIHA 101160; NVLAP LabCode 101202-

Report Date: August 26, 2013

Print Date: August 26, 2013

Client:	Weston Solutions	Client Sample ID:	PA-516-01(0-6)-081613D
Lab Order:	13080639	Tag Number:	Fine Grained
Project:	Pilsen Soil Site, Pilsen, Chicago, IL	Collection Date:	8/16/2013 2:55:00 PM
Lab ID:	13080639-042B	Matrix:	Soil

Analyses	Result	RL	Qualifier	Units	DF	Date Analyzed
----------	--------	----	-----------	-------	----	---------------

Metals by ICP/MS	SW6020 (SW3050B)				Prep Date: 8/22/2013	Analyst: JG
Lead	470	5		mg/Kg-dry	100	8/22/2013

Qualifiers:

ND - Not Detected at the Reporting Limit
J - Analyte detected below quantitation limits
B - Analyte detected in the associated Method Blank
HT - Sample received past holding time
* - Non-accredited parameter

RL - Reporting / Quantitation Limit for the analysis
S - Spike Recovery outside accepted recovery limits
R - RPD outside accepted recovery limits
E - Value above quantitation range
H - Holding time exceeded

STAT Analysis Corporation

2242 West Harrison St., Suite 200, Chicago, IL 60612-3766

Tel: (312) 733-0551 Fax: (312) 733-2386 STATinfo@STATAnalysis.com

Accreditation Numbers: IEPA ELAP 100445; ORELAP IL300001; AIHA 101160; NVLAP LabCode 101202-

Report Date: August 26, 2013

Print Date: August 26, 2013

Client:	Weston Solutions	Client Sample ID:	PA-516-01(6-18)-081613			
Lab Order:	13080639	Tag Number:				
Project:	Pilsen Soil Site, Pilsen, Chicago, IL	Collection Date:	8/16/2013 3:00:00 PM			
Lab ID:	13080639-043A	Matrix:	Soil			
Analyses	Result	RL	Qualifier	Units	DF	Date Analyzed
Mercury	SW7471A				Prep Date: 8/20/2013	Analyst: LB
Mercury	0.5	0.022		mg/Kg-dry	1	8/21/2013
Metals by ICP/MS	SW6020 (SW3050B)				Prep Date: 8/21/2013	Analyst: JG
Antimony	ND	4.8		mg/Kg-dry	20	8/22/2013
Cadmium	3.2	1.2		mg/Kg-dry	20	8/22/2013
Chromium	24	2.4		mg/Kg-dry	20	8/22/2013
Copper	64	6		mg/Kg-dry	20	8/22/2013
Lead	550	1.2		mg/Kg-dry	20	8/22/2013
Tin	ND	12	*	mg/Kg-dry	20	8/22/2013
Zinc	610	12		mg/Kg-dry	20	8/22/2013
Percent Moisture	D2974				Prep Date: 8/20/2013	Analyst: SDA
Percent Moisture	20.9	0.2	*	wt%	1	8/20/2013

23
9/4/13**Qualifiers:**

ND - Not Detected at the Reporting Limit

J - Analyte detected below quantitation limits

B - Analyte detected in the associated Method Blank

HT - Sample received past holding time

* - Non-accredited parameter

RL - Reporting / Quantitation Limit for the analysis

S - Spike Recovery outside accepted recovery limits

R - RPD outside accepted recovery limits

E - Value above quantitation range

H - Holding time exceeded

STAT Analysis Corporation*2242 West Harrison St., Suite 200, Chicago, IL 60612-3766**Tel: (312) 733-0551 Fax: (312) 733-2386 STATinfo@STATAnalysis.com**Accreditation Numbers: IEPA ELAP 100445; ORELAP IL300001; AIHA 101160; NVLAP LabCode 101202-***Report Date:** August 26, 2013**Print Date:** August 26, 2013

Client:	Weston Solutions	Client Sample ID:	PA-516-01(6-18)-081613
Lab Order:	13080639	Tag Number:	Fine Grained
Project:	Pilsen Soil Site, Pilsen, Chicago, IL	Collection Date:	8/16/2013 3:00:00 PM
Lab ID:	13080639-043B	Matrix:	Soil

Analyses	Result	RL	Qualifier	Units	DF	Date Analyzed
Metals by ICP/MS	SW6020 (SW3050B)				Prep Date: 8/22/2013	Analyst: JG
Lead	740	5		mg/Kg-dry	100	8/22/2013

Qualifiers:

ND - Not Detected at the Reporting Limit
J - Analyte detected below quantitation limits
B - Analyte detected in the associated Method Blank
HT - Sample received past holding time
* - Non-accredited parameter

RL - Reporting / Quantitation Limit for the analysis
S - Spike Recovery outside accepted recovery limits
R - RPD outside accepted recovery limits
E - Value above quantitation range
H - Holding time exceeded

CHAIN OF CUSTODY RECORD

N^o: 850854

Page: 1 of 3

Company: Weston Solutions, Inc.

Project Number: _____ Client Tracking No.: _____

Project Name: Pilsen Soil Site

Project Location: Pilsen, Chicago, IL

Sampler(s): D, SENA & W, BUDD

Report To: Tonya Balla Phone: 847-918-4094

Fax: _____

QC Level: 1 _____ 2 _____ 3 _____ 4 _____

e-mail: Tonya.Balla@WestonSolutions.com

P.O. No.: _____

Quote No.: _____

Turn Around:

Standard

Results Needed:

am/pm

Client Sample Number/Description:	Date Taken	Time Taken	Matrix	Comp.	Grab	Preserv.	No. of Containers
PA-489-01(06)-081213	8-12-13	1440	Soil	X		A	1
PA-489-01(6-8)-081213	8-12-13	1445					
PA-490-01(06)-081213	8-12-13	1530					
PA-491-01(06)-081213	8-12-13	1620					
PA-491-01(6-19)-081213	8-12-13	1625					
PA-491-01(6-18)-081213D	8-12-13	1630					
PA-492-01(06)-081313	8-13-13	1000					
PA-493-01(06)-081313	8-13-13	1045					
PA-494-01(06)-081313	8-13-13	1200					
PA-495-01(06)-081313	8-13-13	1400					
PA-495-01(6-24)-081313	8-13-13	1405					
PA-496-01(06)-081313	8-13-13	1500					
PA-497-01(06)-081313	8-13-13	1550					
PA-498-01(06)-081313	8-13-13	1650					
PA-498-01(06)-081313D	8-13-13	1655					
PA-498-01(6-15)-081313	8-13-13	1700					
PA-499-01(06)-081413	8-14-13	945					
PA-500-01(06)-081413	8-14-13	1100					
PA-500-01(6-24)-081413	8-14-13	1105					
PA-501-01(06)-081413	8-14-13	1200					

select metals
lead, fine grained

Remarks

Lab No.:

Perform MS/MSD

Relinquished by: (Signature) [Signature]Date/Time: 8-16-13/16:42Received by: (Signature) [Signature]Date/Time: 8/16/13/16:42

Relinquished by: (Signature)

Date/Time:

Received by: (Signature)

Date/Time:

Relinquished by: (Signature)

Date/Time:

Received by: (Signature)

Date/Time:

Comments:

Select metals = Pb, Zn, Cu, Hg
Cd, Sn, Sb, CrPreservation Code: A = None B = HNO₃ C = NaOHD = H₂SO₄ E = HCl F = 5035/EnCore G = Other

Laboratory Work Order No.:

13080639

Received on Ice: Yes ☒ No ☐Temperature: 4.4 °C

CHAIN OF CUSTODY RECORD


 N^o: 849673 Page: 2 of 3

Company: <u>Weston Solutions, Inc.</u>								P.O. No.:	
Project Number:				Client Tracking No.:				Quote No.:	
Project Name: <u>Pilsen Soil Site</u>								Turn Around: Results Needed: am/pm	
Project Location: <u>Pilsen, Chicago, IL</u>									
Sampler(s): <u>Dave Sina & William Budd</u>									
Report To: <u>Tanya Balla</u>				Phone: <u>847-918-4094</u>					
QC Level: 1 <input type="checkbox"/> 2 <input type="checkbox"/> 3 <input type="checkbox"/> 4 <input type="checkbox"/>				Fax: _____				e-mail: <u>tanya.balla@westonsolutions.com</u>	
Client Sample Number/Description:		Date Taken	Time Taken	Matrix	Comp.	Grab	Preserv.	No. of Containers	Select Metals Fine $\frac{1}{2}$ inch Lead
PA-502-01(0-6)-081413	8-14-13	1400	Soil	X		A		1	
PA-502-01(6-24)-081413	8-14-13	1405							
PA-503-01(0-6)-081413	8-14-13	1515							
PA-503-01(6-24)-081413	8-14-13	1520							
PA-504-01(0-6)-081513	8-15-13	915							
PA-505-01(0-6)-081513	8-15-13	1025							
PA-505-01(0-6)-081513D	8-15-13	1030							
PA-506-01(0-6)-081513	8-15-13	1140							
PA-507-01(0-6)-081513	8-15-13	1330							
PA-508-01(0-6)-081513	8-15-13	1445							
PA-508-01(6-24)-081513	8-15-13	1450							
PA-509-01(0-6)-081513	8-15-13	1600							
PA-510-01(0-6)-081513	8-15-13	1650							
PA-511-01(0-6)-081613	8-16-13	830							
PA-512-01(0-6)-081613	8-16-13	920							
PA-513-01(0-6)-081613	8-16-13	950							
PA-513-01(0-6)-081613D	8-16-13	955							
PA-514-01(0-6)-081613	8-16-13	1125							
PA-514-01(6-24)-081613	8-16-13	1130							
PA-515-01(0-6)-081613	8-16-13	1330							
Relinquished by: (Signature) <u>David Sina</u>		Date/Time: <u>8-16-13/1642</u>		Comments: <u>Select metals = Pb, Zn, Cu, Cr, Hg, Cd, Sn, Sb</u>		Laboratory Work Order No.: <u>13080639</u> Received on Ice: Yes <input checked="" type="checkbox"/> No <input type="checkbox"/> Temperature: <u>44</u> °C			
Received by: (Signature) <u>[Signature]</u>		Date/Time: <u>8/16/13 1642</u>							
Relinquished by: (Signature)		Date/Time:							
Received by: (Signature)		Date/Time:							
Relinquished by: (Signature)		Date/Time:		Preservation Code: A = None B = HNO ₃ C = NaOH					
Received by: (Signature)		Date/Time:		D = H ₂ SO ₄ E = HCl F = 5035/EnCore G = Other					

ANALYSIS REQUEST AND CHAIN OF CUSTODY RECORD

TestAmerica

THE LEADER IN ENVIRONMENTAL TESTING

 **TestAmerica Savannah**
5102 LaRoche Avenue
Savannah, GA 31404

Website: www.testamericainc.com
Phone: (912) 354-7858
Fax: (912) 352-0165

☐ Alternate Laboratory Name/Location

STAT Analysis Corp

Phone:
Fax:

[illegible]

Sample Receipt Checklist

Client Name WESTON VERNON HILLS

Date and Time Received: 8/16/2013 4:42:00 PM

Work Order Number 13080639

Received by: DO

Checklist completed by:

[Signature]
Signature

9/17/13
Date

Reviewed by:

[Signature]
Initials

8/20/13
Date

Matrix:

Carrier name Client Delivered

Shipping container/cooler in good condition?	Yes <input checked="" type="checkbox"/>	No <input type="checkbox"/>	Not Present <input type="checkbox"/>
Custody seals intact on shipping container/cooler?	Yes <input type="checkbox"/>	No <input type="checkbox"/>	Not Present <input checked="" type="checkbox"/>
Custody seals intact on sample bottles?	Yes <input type="checkbox"/>	No <input type="checkbox"/>	Not Present <input checked="" type="checkbox"/>
Chain of custody present?	Yes <input checked="" type="checkbox"/>	No <input type="checkbox"/>	
Chain of custody signed when relinquished and received?	Yes <input checked="" type="checkbox"/>	No <input type="checkbox"/>	
Chain of custody agrees with sample labels/containers?	Yes <input checked="" type="checkbox"/>	No <input type="checkbox"/>	
Samples in proper container/bottle?	Yes <input checked="" type="checkbox"/>	No <input type="checkbox"/>	
Sample containers intact?	Yes <input checked="" type="checkbox"/>	No <input type="checkbox"/>	
Sufficient sample volume for indicated test?	Yes <input checked="" type="checkbox"/>	No <input type="checkbox"/>	
All samples received within holding time?	Yes <input checked="" type="checkbox"/>	No <input type="checkbox"/>	
Container or Temp Blank temperature in compliance?	Yes <input checked="" type="checkbox"/>	No <input type="checkbox"/>	Temperature 4.5 °C
Water - VOA vials have zero headspace?	No VOA vials submitted <input type="checkbox"/>	Yes <input type="checkbox"/>	No <input type="checkbox"/>
Water - Samples pH checked?	Yes <input type="checkbox"/>	No <input type="checkbox"/>	Checked by: _____
Water - Samples properly preserved?	Yes <input type="checkbox"/>	No <input type="checkbox"/>	pH Adjusted? _____

Any No response must be detailed in the comments section below.

Comments:

Client / Person
contacted: _____

Date contacted: _____

Contacted by: _____

Response: _____

Prep Start Date: **8/23/2013 11:45:47**

Prep End Date: **8/23/2013 2:30:00 P**

Prep Factor Units:

mL / g

Prep Batch **71524**

Prep Code: **M_S_PREP**

Technician: **VA**

Sample ID	Matrix	pH	SampAmt	Sol Added	Sol Recov	Fin Vol	factor	PrepStart	PrepEnd
IMBS2 8/23/13			1	0	0	50	50.000	8/23/2013	8/23/2013
ILCSS2 8/23/13			1	0	0	50	50.000	8/23/2013	8/23/2013
13080662-001B	Soil		1.05	0	0	50	47.619	8/23/2013	8/23/2013
13080701-001B	Soil		1.065	0	0	50	46.948	8/23/2013	8/23/2013
13080701-002B	Soil		1.121	0	0	50	44.603	8/23/2013	8/23/2013
13080701-003B	Soil		1.054	0	0	50	47.438	8/23/2013	8/23/2013
13080701-003BMS	Soil		1.053	0	0	50	47.483	8/23/2013	8/23/2013
13080701-003BMDS	Soil		1.052	0	0	50	47.529	8/23/2013	8/23/2013
13080701-004B	Soil		1.024	0	0	50	48.828	8/23/2013	8/23/2013
13080701-005B	Soil		1.034	0	0	50	48.356	8/23/2013	8/23/2013
13080701-006B	Soil		1.048	0	0	50	47.710	8/23/2013	8/23/2013
13080701-007B	Soil		1.04	0	0	50	48.077	8/23/2013	8/23/2013
13080701-008B	Soil		1.029	0	0	50	48.591	8/23/2013	8/23/2013
13080807-001A	Soil		1.048	0	0	50	47.710	8/23/2013	8/23/2013
13080807-002A	Soil		1.141	0	0	50	43.821	8/23/2013	8/23/2013
13080807-003A	Soil		1.078	0	0	50	46.382	8/23/2013	8/23/2013
13080768-001B	Soil		1.09	0	0	50	45.872	8/23/2013	8/23/2013
13080768-003B	Soil		1.071	0	0	50	46.685	8/23/2013	8/23/2013
13080768-004B	Soil		1.02	0	0	50	49.020	8/23/2013	8/23/2013
13080768-006B	Soil		1.02	0	0	50	49.020	8/23/2013	8/23/2013
13080768-008B	Soil		1.081	0	0	50	46.253	8/23/2013	8/23/2013
13080639-040A	Soil		1.031	0	0	50	48.497	8/23/2013	8/23/2013
13080639-040AMS	Soil		1.04	0	0	50	48.077	8/23/2013	8/23/2013
13080639-040AMSD	Soil		1.036	0	0	50	48.263	8/23/2013	8/23/2013

CLIENT: Weston Solutions
Work Order: 13080639
Project: Pilsen Soil Site, Pilsen, Chicago, IL

ANALYTICAL QC SUMMARY REPORT

BatchID: 71524

Sample ID	IMBS2 8/23/13	SampType:	MBLK	TestCode:	M_ICPMS_S	Units:	mg/Kg	Prep Date:	8/23/2013	Run ID:	ICPMS_130823A
Client ID:	ZZZZZ	Batch ID:	71524	TestNo:	SW6020			Analysis Date:	8/23/2013	SeqNo:	2500386
Analyte	Result	PQL	SPK value	SPK Ref Val	%REC	LowLimit	HighLimit	RPD Ref Val	%RPD	RPDLimit	Qual

Antimony	ND	1.0									
Cadmium	0.135	0.25									J
Chromium	0.137	0.50									J
Copper	ND	1.2									
Lead	0.224	0.25									J
Tin	1.592	2.5									J*
Zinc	ND	2.5									

Sample ID	ILCSS2 8/23/13	SampType:	LCS	TestCode:	M_ICPMS_S	Units:	mg/Kg	Prep Date:	8/23/2013	Run ID:	ICPMS_130823A
Client ID:	ZZZZZ	Batch ID:	71524	TestNo:	SW6020			Analysis Date:	8/23/2013	SeqNo:	2500387
Analyte	Result	PQL	SPK value	SPK Ref Val	%REC	LowLimit	HighLimit	RPD Ref Val	%RPD	RPDLimit	Qual

Antimony	14.95	1.0	12.5	0	120	80	120	0	0		
Cadmium	24.66	0.25	25	0.135	98.1	80	120	0	0		
Chromium	25.41	0.50	25	0.137	101	80	120	0	0		
Copper	25.3	1.2	25	0	101	80	120	0	0		
Lead	25.23	0.25	25	0.224	100	80	120	0	0		
Tin	14.32	2.5	12.5	1.592	102	80	120	0	0		*
Zinc	23.55	2.5	25	0	94.2	80	120	0	0		

Sample ID	13080639-040AMS	SampType:	MS	TestCode:	M_ICPMS_S	Units:	mg/Kg-dry	Prep Date:	8/23/2013	Run ID:	ICPMS-2_130823A
Client ID:	PA-515-01(0-6)-0816	Batch ID:	71524	TestNo:	SW6020			Analysis Date:	8/23/2013	SeqNo:	2500330
Analyte	Result	PQL	SPK value	SPK Ref Val	%REC	LowLimit	HighLimit	RPD Ref Val	%RPD	RPDLimit	Qual

Antimony	21.14	4.8	14.86	9.154	80.7	75	125	0	0		
Cadmium	36.08	1.2	29.71	7.403	96.5	75	125	0	0		
Chromium	53.16	2.4	29.71	22.17	104	75	125	0	0		
Copper	179.1	5.9	29.71	136.9	142	75	125	0	0		S
Lead	1751	1.2	29.71	1558	649	75	125	0	0		S
Zinc	1031	12	29.71	1052	-70.6	75	125	0	0		S

Qualifiers: ND - Not Detected at the Reporting Limit S - Spike Recovery outside accepted recovery limits B - Analyte detected in the associated Method Blank
J - Analyte detected below quantitation limits R - RPD outside accepted recovery limits E - Value above quantitation range
* - Non Accredited Parameter H/HT - Holding Time Exceeded

CLIENT: Weston Solutions
Work Order: 13080639
Project: Pilsen Soil Site, Pilsen, Chicago, IL

ANALYTICAL QC SUMMARY REPORT

BatchID: 71524

Sample ID	13080639-040AMS	SampType:	MS	TestCode:	M_ICPMS_S	Units:	mg/Kg-dry	Prep Date:	8/23/2013	Run ID:	ICPMS_130823A
Client ID:	PA-515-01(0-6)-0816	Batch ID:	71524	TestNo:	SW6020			Analysis Date:	8/23/2013	SeqNo:	2500421
Analyte	Result	PQL	SPK value	SPK Ref Val	%REC	LowLimit	HighLimit	RPD Ref Val	%RPD	RPDLimit	Qual

Tin	68.52	12	14.86	28.9	267	75	125	0	0		S*
-----	-------	----	-------	------	-----	----	-----	---	---	--	----

Sample ID	13080639-040AMSD	SampType:	MSD	TestCode:	M_ICPMS_S	Units:	mg/Kg-dry	Prep Date:	8/23/2013	Run ID:	ICPMS-2_130823A
Client ID:	PA-515-01(0-6)-0816	Batch ID:	71524	TestNo:	SW6020			Analysis Date:	8/23/2013	SeqNo:	2500332
Analyte	Result	PQL	SPK value	SPK Ref Val	%REC	LowLimit	HighLimit	RPD Ref Val	%RPD	RPDLimit	Qual

Antimony	20.46	4.8	14.91	9.154	75.8	75	125	21.14	3.31	20	
Cadmium	38.45	1.2	29.83	7.403	104	75	125	36.08	6.36	20	
Chromium	56.9	2.4	29.83	22.17	116	75	125	53.16	6.80	20	
Copper	199.7	6.0	29.83	136.9	211	75	125	179.1	10.9	20	S
Lead	2347	1.2	29.83	1558	2640	75	125	1751	29.1	20	SR
Zinc	1139	12	29.83	1052	291	75	125	1031	9.93	20	S

Sample ID	13080639-040AMSD	SampType:	MSD	TestCode:	M_ICPMS_S	Units:	mg/Kg-dry	Prep Date:	8/23/2013	Run ID:	ICPMS_130823A
Client ID:	PA-515-01(0-6)-0816	Batch ID:	71524	TestNo:	SW6020			Analysis Date:	8/23/2013	SeqNo:	2500422
Analyte	Result	PQL	SPK value	SPK Ref Val	%REC	LowLimit	HighLimit	RPD Ref Val	%RPD	RPDLimit	Qual

Tin	41.16	12	14.91	28.9	82.2	75	125	68.52	49.9	20	R*
-----	-------	----	-------	------	------	----	-----	-------	------	----	----

Qualifiers:	ND - Not Detected at the Reporting Limit	S - Spike Recovery outside accepted recovery limits	B - Analyte detected in the associated Method Blank
	J - Analyte detected below quantitation limits	R - RPD outside accepted recovery limits	E - Value above quantitation range
	* - Non Accredited Parameter	H/HT - Holding Time Exceeded	

Prep Start Date: **8/21/2013 9:40:03 A**

 Prep End Date: **8/21/2013 4:50:00 P**

Prep Factor Units:

 Prep Batch **71436**

 Prep Code: **M_S_PREP**

 Technician: **VA**

mL / g

Sample ID	Matrix	pH	SampAmt	Sol Added	Sol Recov	Fin Vol	factor	PrepStart	PrepEnd
IMBS3 8/20/13			1	0	0	50	50.000	8/20/2013	8/20/2013
ILCSS3 8/20/13			1	0	0	50	50.000	8/20/2013	8/20/2013
13080637-001B	Soil		1.094	0	0	50	45.704	8/20/2013	8/20/2013
13080637-001BMS	Soil		1.074	0	0	50	46.555	8/20/2013	8/20/2013
13080637-001BMSD	Soil		1.076	0	0	50	46.468	8/20/2013	8/20/2013
13080598-001A	Solid		1.029	0	0	50	48.591	8/20/2013	8/20/2013
13080598-002A	Solid		1.004	0	0	50	49.801	8/20/2013	8/20/2013
13080598-003A	Solid		0.516	0	0	50	96.899	8/20/2013	8/20/2013
13080598-004A	Solid		0.992	0	0	50	50.403	8/20/2013	8/20/2013
13080681-001B	Soil		1.071	0	0	50	46.685	8/20/2013	8/20/2013
13080682-001A	Soil		1.13	0	0	50	44.248	8/20/2013	8/20/2013
13080692-001A	Soil		1.075	0	0	50	46.512	8/20/2013	8/20/2013
13080639-041A	Soil		1.079	0	0	50	46.339	8/21/2013	8/21/2013
13080639-042A	Soil		1.041	0	0	50	48.031	8/21/2013	8/21/2013
13080639-043A	Soil		1.033	0	0	50	48.403	8/21/2013	8/21/2013
13080639-043AMS	Soil		1.034	0	0	50	48.356	8/21/2013	8/21/2013
13080639-043AMSD	Soil		1.031	0	0	50	48.497	8/21/2013	8/21/2013

CLIENT: Weston Solutions
Work Order: 13080639
Project: Pilsen Soil Site, Pilsen, Chicago, IL

ANALYTICAL QC SUMMARY REPORT

BatchID: 71436

Sample ID	IMBS3 8/20/13	SampType:	MBLK	TestCode:	M_ICPMS_S	Units:	mg/Kg	Prep Date:	8/20/2013	Run ID:	ICPMS_130821B
Client ID:	ZZZZZ	Batch ID:	71436	TestNo:	SW6020			Analysis Date:	8/21/2013	SeqNo:	2498757
Analyte	Result	PQL	SPK value	SPK Ref Val	%REC	LowLimit	HighLimit	RPD Ref Val	%RPD	RPDLimit	Qual

Antimony	ND	1.0									
Cadmium	0.142	0.25									J
Chromium	0.2965	0.50									J
Copper	0.196	1.2									J
Lead	0.184	0.25									J
Tin	1.526	2.5									J*
Zinc	ND	2.5									

Sample ID	ILCSS3 8/20/13	SampType:	LCS	TestCode:	M_ICPMS_S	Units:	mg/Kg	Prep Date:	8/20/2013	Run ID:	ICPMS_130821B
Client ID:	ZZZZZ	Batch ID:	71436	TestNo:	SW6020			Analysis Date:	8/21/2013	SeqNo:	2498758
Analyte	Result	PQL	SPK value	SPK Ref Val	%REC	LowLimit	HighLimit	RPD Ref Val	%RPD	RPDLimit	Qual

Antimony	14.4	1.0	12.5	0	115	80	120	0	0		
Cadmium	23.73	0.25	25	0.142	94.4	80	120	0	0		
Chromium	24.58	0.50	25	0.2965	97.2	80	120	0	0		
Copper	25.04	1.2	25	0.196	99.4	80	120	0	0		
Lead	24.8	0.25	25	0.184	98.5	80	120	0	0		
Tin	13.63	2.5	12.5	1.526	96.8	80	120	0	0		*
Zinc	23.28	2.5	25	0	93.1	80	120	0	0		

Sample ID	13080637-001BMS	SampType:	MS	TestCode:	M_ICPMS_S	Units:	mg/Kg-dry	Prep Date:	8/20/2013	Run ID:	ICPMS_130821B
Client ID:	ZZZZZ	Batch ID:	71436	TestNo:	SW6020			Analysis Date:	8/21/2013	SeqNo:	2498764
Analyte	Result	PQL	SPK value	SPK Ref Val	%REC	LowLimit	HighLimit	RPD Ref Val	%RPD	RPDLimit	Qual

Antimony	2.31	2.2	13.89	0	16.6	75	125	0	0		S
Cadmium	26.78	0.56	27.78	0.7205	93.8	75	125	0	0		
Chromium	42.98	1.1	27.78	18.55	88	75	125	0	0		
Copper	44.62	2.8	27.78	23.38	76.5	75	125	0	0		
Lead	40.41	0.56	27.78	15.27	90.5	75	125	0	0		
Tin	12.73	5.6	13.89	0	91.6	75	125	0	0		*
Zinc	73.05	5.6	27.78	50.26	82.1	75	125	0	0		

Qualifiers: ND - Not Detected at the Reporting Limit S - Spike Recovery outside accepted recovery limits B - Analyte detected in the associated Method Blank
J - Analyte detected below quantitation limits R - RPD outside accepted recovery limits E - Value above quantitation range
* - Non Accredited Parameter H/HT - Holding Time Exceeded

CLIENT: Weston Solutions
Work Order: 13080639
Project: Pilsen Soil Site, Pilsen, Chicago, IL

ANALYTICAL QC SUMMARY REPORT

BatchID: 71436

Sample ID	13080639-043AMS	SampType:	MS	TestCode:	M_ICPMS_S	Units:	mg/Kg-dry	Prep Date:	8/21/2013	Run ID:	ICPMS-2_130822A
Client ID:	PA-516-01(6-18)-081	Batch ID:	71436	TestNo:	SW6020			Analysis Date:	8/22/2013	SeqNo:	2499197
Analyte	Result	PQL	SPK value	SPK Ref Val	%REC	LowLimit	HighLimit	RPD Ref Val	%RPD	RPDLimit	Qual

Antimony	9.087	4.8	14.91	0	61	75	125	0	0		S
Cadmium	32.69	1.2	29.81	3.232	98.8	75	125	0	0		
Chromium	51.27	2.4	29.81	23.6	92.8	75	125	0	0		
Copper	94.39	6.0	29.81	63.68	103	75	125	0	0		
Lead	729.8	1.2	29.81	547	613	75	125	0	0		S
Tin	28.33	12	14.91	9.573	126	75	125	0	0		S*
Zinc	650.5	12	29.81	607	146	75	125	0	0		S

Sample ID	13080637-001BMSD	SampType:	MSD	TestCode:	M_ICPMS_S	Units:	mg/Kg-dry	Prep Date:	8/20/2013	Run ID:	ICPMS_130821B
Client ID:	ZZZZZ	Batch ID:	71436	TestNo:	SW6020			Analysis Date:	8/21/2013	SeqNo:	2498765
Analyte	Result	PQL	SPK value	SPK Ref Val	%REC	LowLimit	HighLimit	RPD Ref Val	%RPD	RPDLimit	Qual

Antimony	2.339	2.2	13.86	0	16.9	75	125	2.31	1.25	20	S
Cadmium	27.2	0.55	27.73	0.7205	95.5	75	125	26.78	1.54	20	
Chromium	43.71	1.1	27.73	18.55	90.7	75	125	42.98	1.67	20	
Copper	47.42	2.8	27.73	23.38	86.7	75	125	44.62	6.09	20	
Lead	42.39	0.55	27.73	15.27	97.8	75	125	40.41	4.79	20	
Tin	13.19	5.5	13.86	0	95.1	75	125	12.73	3.54	20	*
Zinc	77.35	5.5	27.73	50.26	97.7	75	125	73.05	5.72	20	

Sample ID	13080639-043AMSD	SampType:	MSD	TestCode:	M_ICPMS_S	Units:	mg/Kg-dry	Prep Date:	8/21/2013	Run ID:	ICPMS-2_130822A
Client ID:	PA-516-01(6-18)-081	Batch ID:	71436	TestNo:	SW6020			Analysis Date:	8/22/2013	SeqNo:	2499198
Analyte	Result	PQL	SPK value	SPK Ref Val	%REC	LowLimit	HighLimit	RPD Ref Val	%RPD	RPDLimit	Qual

Antimony	8.234	4.8	14.95	0	55.1	75	125	9.087	9.84	20	S
Cadmium	33.04	1.2	29.9	3.232	99.7	75	125	32.69	1.05	20	
Chromium	54.42	2.4	29.9	23.6	103	75	125	51.27	5.95	20	
Copper	101.6	6.0	29.9	63.68	127	75	125	94.39	7.36	20	S
Lead	690.1	1.2	29.9	547	479	75	125	729.8	5.60	20	S
Tin	32.28	12	14.95	9.573	152	75	125	28.33	13.0	20	S*
Zinc	654.2	12	29.9	607	158	75	125	650.5	0.565	20	S

Qualifiers: ND - Not Detected at the Reporting Limit S - Spike Recovery outside accepted recovery limits B - Analyte detected in the associated Method Blank
J - Analyte detected below quantitation limits R - RPD outside accepted recovery limits E - Value above quantitation range
* - Non Accredited Parameter H/HT - Holding Time Exceeded

Prep Start Date: **8/20/2013 4:30:20 P**

Prep End Date: **8/20/2013 7:10:00 P**

Prep Factor Units:

Prep Batch **71437**

Prep Code: **M_S_PREP**

Technician: **VA**
mL / g

Sample ID	Matrix	pH	SampAmt	Sol Added	Sol Recov	Fin Vol	factor	PrepStart	PrepEnd
IMBS4 8/20/13			1	0	0	50	50.000	8/20/2013	8/20/2013
ILCSS4 8/20/13			1	0	0	50	50.000	8/20/2013	8/20/2013
13080639-001A	Soil		1.125	0	0	50	44.444	8/20/2013	8/20/2013
13080639-002A	Soil		1.083	0	0	50	46.168	8/20/2013	8/20/2013
13080639-003A	Soil		1.081	0	0	50	46.253	8/20/2013	8/20/2013
13080639-004A	Soil		1.011	0	0	50	49.456	8/20/2013	8/20/2013
13080639-005A	Soil		1.035	0	0	50	48.309	8/20/2013	8/20/2013
13080639-006A	Soil		1.12	0	0	50	44.643	8/20/2013	8/20/2013
13080639-007A	Soil		1.111	0	0	50	45.005	8/20/2013	8/20/2013
13080639-008A	Soil		1.134	0	0	50	44.092	8/20/2013	8/20/2013
13080639-009A	Soil		1.048	0	0	50	47.710	8/20/2013	8/20/2013
13080639-010A	Soil		1.215	0	0	50	41.152	8/20/2013	8/20/2013
13080639-011A	Soil		1.172	0	0	50	42.662	8/20/2013	8/20/2013
13080639-012A	Soil		1.038	0	0	50	48.170	8/20/2013	8/20/2013
13080639-013A	Soil		1.129	0	0	50	44.287	8/20/2013	8/20/2013
13080639-014A	Soil		1.202	0	0	50	41.597	8/20/2013	8/20/2013
13080639-015A	Soil		1.07	0	0	50	46.729	8/20/2013	8/20/2013
13080639-016A	Soil		1.013	0	0	50	49.358	8/20/2013	8/20/2013
13080639-017A	Soil		1.035	0	0	50	48.309	8/20/2013	8/20/2013
13080639-017AMS	Soil		1.035	0	0	50	48.309	8/20/2013	8/20/2013
13080639-017AMSD	Soil		1.034	0	0	50	48.356	8/20/2013	8/20/2013
13080639-018A	Soil		1.055	0	0	50	47.393	8/20/2013	8/20/2013
13080639-019A	Soil		1.185	0	0	50	42.194	8/20/2013	8/20/2013
13080639-020A	Soil		1.114	0	0	50	44.883	8/20/2013	8/20/2013

CLIENT: Weston Solutions
Work Order: 13080639
Project: Pilsen Soil Site, Pilsen, Chicago, IL

ANALYTICAL QC SUMMARY REPORT

BatchID: 71437

Sample ID	IMBS4 8/20/13	SampType:	MBLK	TestCode:	M_ICPMS_S	Units:	mg/Kg	Prep Date:	8/20/2013	Run ID:	ICPMS_130820A
Client ID:	ZZZZZ	Batch ID:	71437	TestNo:	SW6020			Analysis Date:	8/21/2013	SeqNo:	2497284
Analyte	Result	PQL	SPK value	SPK Ref Val	%REC	LowLimit	HighLimit	RPD Ref Val	%RPD	RPDLimit	Qual

Antimony	ND	1.0									
Cadmium	ND	0.25									
Chromium	0.081	0.50									J
Copper	ND	1.2									
Lead	ND	0.25									
Tin	2.052	2.5									J*
Zinc	ND	2.5									

Sample ID	ILCSS4 8/20/13	SampType:	LCS	TestCode:	M_ICPMS_S	Units:	mg/Kg	Prep Date:	8/20/2013	Run ID:	ICPMS_130821A
Client ID:	ZZZZZ	Batch ID:	71437	TestNo:	SW6020			Analysis Date:	8/21/2013	SeqNo:	2498116
Analyte	Result	PQL	SPK value	SPK Ref Val	%REC	LowLimit	HighLimit	RPD Ref Val	%RPD	RPDLimit	Qual

Antimony	14.32	1.0	12.5	0	115	80	120	0	0		
Cadmium	23.43	0.25	25	0	93.7	80	120	0	0		
Chromium	24.32	0.50	25	0.081	97	80	120	0	0		
Copper	24.28	1.2	25	0	97.1	80	120	0	0		
Lead	24.38	0.25	25	0	97.5	80	120	0	0		
Tin	13.38	2.5	12.5	2.052	90.6	80	120	0	0		*
Zinc	22.8	2.5	25	0	91.2	80	120	0	0		

Sample ID	13080639-017AMS	SampType:	MS	TestCode:	M_ICPMS_S	Units:	mg/Kg-dry	Prep Date:	8/20/2013	Run ID:	ICPMS_130820A
Client ID:	PA-499-01(0-6)-0814	Batch ID:	71437	TestNo:	SW6020			Analysis Date:	8/21/2013	SeqNo:	2497290
Analyte	Result	PQL	SPK value	SPK Ref Val	%REC	LowLimit	HighLimit	RPD Ref Val	%RPD	RPDLimit	Qual

Copper	108.1	14	28.19	85.57	80	75	125	0	0		
--------	-------	----	-------	-------	----	----	-----	---	---	--	--

Sample ID	13080639-017AMS	SampType:	MS	TestCode:	M_ICPMS_S	Units:	mg/Kg-dry	Prep Date:	8/20/2013	Run ID:	ICPMS-2_130822A
Client ID:	PA-499-01(0-6)-0814	Batch ID:	71437	TestNo:	SW6020			Analysis Date:	8/22/2013	SeqNo:	2499206
Analyte	Result	PQL	SPK value	SPK Ref Val	%REC	LowLimit	HighLimit	RPD Ref Val	%RPD	RPDLimit	Qual

Antimony	10.25	4.5	14.09	2.141	57.6	75	125	0	0		S
----------	-------	-----	-------	-------	------	----	-----	---	---	--	---

Qualifiers: ND - Not Detected at the Reporting Limit S - Spike Recovery outside accepted recovery limits B - Analyte detected in the associated Method Blank
J - Analyte detected below quantitation limits R - RPD outside accepted recovery limits E - Value above quantitation range
* - Non Accredited Parameter H/HT - Holding Time Exceeded

CLIENT: Weston Solutions
Work Order: 13080639
Project: Pilsen Soil Site, Pilsen, Chicago, IL

ANALYTICAL QC SUMMARY REPORT

BatchID: 71437

Sample ID	13080639-017AMS	SampType:	MS	TestCode:	M_ICPMS_S	Units:	mg/Kg-dry	Prep Date:	8/20/2013	Run ID:	ICPMS-2_130822A
Client ID:	PA-499-01(0-6)-0814	Batch ID:	71437	TestNo:	SW6020			Analysis Date:	8/22/2013	SeqNo:	2499206
Analyte	Result	PQL	SPK value	SPK Ref Val	%REC	LowLimit	HighLimit	RPD Ref Val	%RPD	RPDLimit	Qual

Cadmium	31.6	1.1	28.19	2.488	103	75	125	0	0		
Chromium	39.58	2.3	28.19	14.41	89.3	75	125	0	0		
Lead	940.8	1.1	28.19	1153	-754	75	125	0	0		S
Tin	40.64	11	14.09	25.54	107	75	125	0	0		*
Zinc	640.9	11	28.19	497.4	509	75	125	0	0		S

Sample ID	13080639-017AMSD	SampType:	MSD	TestCode:	M_ICPMS_S	Units:	mg/Kg-dry	Prep Date:	8/20/2013	Run ID:	ICPMS_130820A
Client ID:	PA-499-01(0-6)-0814	Batch ID:	71437	TestNo:	SW6020			Analysis Date:	8/21/2013	SeqNo:	2497291
Analyte	Result	PQL	SPK value	SPK Ref Val	%REC	LowLimit	HighLimit	RPD Ref Val	%RPD	RPDLimit	Qual

Copper	112.3	14	28.21	85.57	94.9	75	125	108.1	3.83	20	
--------	-------	----	-------	-------	------	----	-----	-------	------	----	--

Sample ID	13080639-017AMSD	SampType:	MSD	TestCode:	M_ICPMS_S	Units:	mg/Kg-dry	Prep Date:	8/20/2013	Run ID:	ICPMS-2_130822A
Client ID:	PA-499-01(0-6)-0814	Batch ID:	71437	TestNo:	SW6020			Analysis Date:	8/22/2013	SeqNo:	2499208
Analyte	Result	PQL	SPK value	SPK Ref Val	%REC	LowLimit	HighLimit	RPD Ref Val	%RPD	RPDLimit	Qual

Antimony	10.8	4.5	14.11	2.141	61.4	75	125	10.25	5.19	20	S
Cadmium	30.87	1.1	28.21	2.488	101	75	125	31.6	2.32	20	
Chromium	41.12	2.3	28.21	14.41	94.6	75	125	39.58	3.81	20	
Lead	988	1.1	28.21	1153	-586	75	125	940.8	4.89	20	S
Tin	32.57	11	14.11	25.54	49.9	75	125	40.64	22.0	20	SR*
Zinc	564.2	11	28.21	497.4	237	75	125	640.9	12.7	20	S

Qualifiers: ND - Not Detected at the Reporting Limit
J - Analyte detected below quantitation limits
* - Non Accredited Parameter

S - Spike Recovery outside accepted recovery limits
R - RPD outside accepted recovery limits
H/HT - Holding Time Exceeded

B - Analyte detected in the associated Method Blank
E - Value above quantitation range

Prep Start Date: **8/21/2013 9:40:45 A**

 Prep End Date: **8/21/2013 12:55:00**

Prep Factor Units:

mL / g

 Prep Batch **71453**

 Prep Code: **M_S_PREP**

 Technician: **VA**

Sample ID	Matrix	pH	SampAmt	Sol Added	Sol Recov	Fin Vol	factor	PrepStart	PrepEnd
IMBS1 8/21/13			1	0	0	50	50.000	8/21/2013	8/21/2013
ILCSS1 8/21/13			1	0	0	50	50.000	8/21/2013	8/21/2013
13080639-021A	Soil		1.091	0	0	50	45.830	8/21/2013	8/21/2013
13080639-022A	Soil		1.137	0	0	50	43.975	8/21/2013	8/21/2013
13080639-023A	Soil		1.02	0	0	50	49.020	8/21/2013	8/21/2013
13080639-024A	Soil		1.112	0	0	50	44.964	8/21/2013	8/21/2013
13080639-025A	Soil		1.035	0	0	50	48.309	8/21/2013	8/21/2013
13080639-026A	Soil		1.016	0	0	50	49.213	8/21/2013	8/21/2013
13080639-027A	Soil		1.195	0	0	50	41.841	8/21/2013	8/21/2013
13080639-028A	Soil		1.005	0	0	50	49.751	8/21/2013	8/21/2013
13080639-029A	Soil		1.14	0	0	50	43.860	8/21/2013	8/21/2013
13080639-030A	Soil		1.066	0	0	50	46.904	8/21/2013	8/21/2013
13080639-031A	Soil		1.197	0	0	50	41.771	8/21/2013	8/21/2013
13080639-032A	Soil		1.021	0	0	50	48.972	8/21/2013	8/21/2013
13080639-033A	Soil		1.111	0	0	50	45.005	8/21/2013	8/21/2013
13080639-034A	Soil		1.06	0	0	50	47.170	8/21/2013	8/21/2013
13080639-035A	Soil		1.018	0	0	50	49.116	8/21/2013	8/21/2013
13080639-036A	Soil		1.19	0	0	50	42.017	8/21/2013	8/21/2013
13080639-037A	Soil		1.205	0	0	50	41.494	8/21/2013	8/21/2013
13080639-038A	Soil		1.139	0	0	50	43.898	8/21/2013	8/21/2013
13080639-039A	Soil		1.041	0	0	50	48.031	8/21/2013	8/21/2013
13080639-040A	Soil		1.184	0	0	50	42.230	8/21/2013	8/21/2013
13080639-040AMS	Soil		1.182	0	0	50	42.301	8/21/2013	8/21/2013
13080639-040AMSD	Soil		1.187	0	0	50	42.123	8/21/2013	8/21/2013

CLIENT: Weston Solutions
Work Order: 13080639
Project: Pilsen Soil Site, Pilsen, Chicago, IL

ANALYTICAL QC SUMMARY REPORT

BatchID: 71453

Sample ID	IMBS1 8/21/13	SampType:	MBLK	TestCode:	M_ICPMS_S	Units:	mg/Kg	Prep Date:	8/21/2013	Run ID:	ICPMS_130822A
Client ID:	ZZZZZ	Batch ID:	71453	TestNo:	SW6020			Analysis Date:	8/22/2013	SeqNo:	2499369
Analyte	Result	PQL	SPK value	SPK Ref Val	%REC	LowLimit	HighLimit	RPD Ref Val	%RPD	RPDLimit	Qual

Antimony	ND	1.0									
Cadmium	0.161	0.25									J
Chromium	0.1985	0.50									J
Copper	0.193	1.2									J
Lead	0.1975	0.25									J
Tin	1.582	2.5									J*
Zinc	ND	2.5									

Sample ID	ILCSS1 8/21/13	SampType:	LCS	TestCode:	M_ICPMS_S	Units:	mg/Kg	Prep Date:	8/21/2013	Run ID:	ICPMS_130822A
Client ID:	ZZZZZ	Batch ID:	71453	TestNo:	SW6020			Analysis Date:	8/22/2013	SeqNo:	2499370
Analyte	Result	PQL	SPK value	SPK Ref Val	%REC	LowLimit	HighLimit	RPD Ref Val	%RPD	RPDLimit	Qual

Antimony	15.31	1.0	12.5	0	122	80	120	0	0		S
Cadmium	24.74	0.25	25	0.161	98.3	80	120	0	0		
Chromium	24.87	0.50	25	0.1985	98.7	80	120	0	0		
Copper	24.9	1.2	25	0.193	98.8	80	120	0	0		
Lead	25.14	0.25	25	0.1975	99.8	80	120	0	0		
Tin	14.28	2.5	12.5	1.582	102	80	120	0	0		*
Zinc	23.98	2.5	25	0	95.9	80	120	0	0		

Sample ID	13080639-040AMS	SampType:	MS	TestCode:	M_ICPMS_S	Units:	mg/Kg-dry	Prep Date:	8/21/2013	Run ID:	ICPMS_130822A
Client ID:	PA-515-01(0-6)-0816	Batch ID:	71453	TestNo:	SW6020			Analysis Date:	8/22/2013	SeqNo:	2499375
Analyte	Result	PQL	SPK value	SPK Ref Val	%REC	LowLimit	HighLimit	RPD Ref Val	%RPD	RPDLimit	Qual

Antimony	10.07	4.2	13.07	3.527	50.1	75	125	0	0		S
Cadmium	33.3	1.0	26.14	8.107	96.4	75	125	0	0		
Chromium	52.55	2.1	26.14	27.84	94.5	75	125	0	0		
Copper	197.1	5.2	26.14	152.9	169	75	125	0	0		S
Lead	1829	1.0	26.14	2202	-1430	75	125	0	0		S
Tin	49.43	10	13.07	33.57	121	75	125	0	0		*
Zinc	1053	10	26.14	1040	48.7	75	125	0	0		S

Qualifiers: ND - Not Detected at the Reporting Limit S - Spike Recovery outside accepted recovery limits B - Analyte detected in the associated Method Blank
J - Analyte detected below quantitation limits R - RPD outside accepted recovery limits E - Value above quantitation range
* - Non Accredited Parameter H/HT - Holding Time Exceeded

CLIENT: Weston Solutions
Work Order: 13080639
Project: Pilsen Soil Site, Pilsen, Chicago, IL

ANALYTICAL QC SUMMARY REPORT

BatchID: 71453

Sample ID	13080639-040AMSD	SampType:	MSD	TestCode:	M_ICPMS_S	Units:	mg/Kg-dry	Prep Date:	8/21/2013	Run ID:	ICPMS_130822A
Client ID:	PA-515-01(0-6)-0816	Batch ID:	71453	TestNo:	SW6020			Analysis Date:	8/22/2013	SeqNo:	2499376
Analyte	Result	PQL	SPK value	SPK Ref Val	%REC	LowLimit	HighLimit	RPD Ref Val	%RPD	RPDLimit	Qual
Antimony	9.06	4.2	13.02	3.527	42.5	75	125	10.07	10.6	20	S
Cadmium	32.04	1.0	26.03	8.107	91.9	75	125	33.3	3.87	20	
Chromium	48.71	2.1	26.03	27.84	80.2	75	125	52.55	7.58	20	
Copper	154.4	5.2	26.03	152.9	5.92	75	125	197.1	24.3	20	SR
Lead	1450	1.0	26.03	2202	-2890	75	125	1829	23.1	20	SR
Tin	55.09	10	13.02	33.57	165	75	125	49.43	10.8	20	S*
Zinc	877.9	10	26.03	1040	-622	75	125	1053	18.1	20	S

Qualifiers: ND - Not Detected at the Reporting Limit
J - Analyte detected below quantitation limits
* - Non Accredited Parameter

S - Spike Recovery outside accepted recovery limits
R - RPD outside accepted recovery limits
H/HT - Holding Time Exceeded

B - Analyte detected in the associated Method Blank
E - Value above quantitation range

Prep Start Date: **8/22/2013 10:00:41**

 Prep End Date: **8/22/2013 1:05:00 P**

Prep Factor Units:

 Prep Batch **71490**

 Prep Code: **M_S_PREP**

 Technician: **VA**

mL / g

Sample ID	Matrix	pH	SampAmt	Sol Added	Sol Recov	Fin Vol	factor	PrepStart	PrepEnd
IMBS1 8/22/13			1	0	0	50	50.000	8/22/2013	8/22/2013
ILCSS1 8/22/13			1	0	0	50	50.000	8/22/2013	8/22/2013
13080639-001B	Soil		1.069	0	0	50	46.773	8/22/2013	8/22/2013
13080639-002B	Soil		1.079	0	0	50	46.339	8/22/2013	8/22/2013
13080639-003B	Soil		1.064	0	0	50	46.992	8/22/2013	8/22/2013
13080639-004B	Soil		1.017	0	0	50	49.164	8/22/2013	8/22/2013
13080639-005B	Soil		1.054	0	0	50	47.438	8/22/2013	8/22/2013
13080639-006B	Soil		1.039	0	0	50	48.123	8/22/2013	8/22/2013
13080639-007B	Soil		1.036	0	0	50	48.263	8/22/2013	8/22/2013
13080639-008B	Soil		1.033	0	0	50	48.403	8/22/2013	8/22/2013
13080639-009B	Soil		1.024	0	0	50	48.828	8/22/2013	8/22/2013
13080639-010B	Soil		1.048	0	0	50	47.710	8/22/2013	8/22/2013
13080639-011B	Soil		1.001	0	0	50	49.950	8/22/2013	8/22/2013
13080639-012B	Soil		1.087	0	0	50	45.998	8/22/2013	8/22/2013
13080639-013B	Soil		1.014	0	0	50	49.310	8/22/2013	8/22/2013
13080639-014B	Soil		1.078	0	0	50	46.382	8/22/2013	8/22/2013
13080639-015B	Soil		1.037	0	0	50	48.216	8/22/2013	8/22/2013
13080639-016B	Soil		1.043	0	0	50	47.939	8/22/2013	8/22/2013
13080639-017B	Soil		1.002	0	0	50	49.900	8/22/2013	8/22/2013
13080639-017BMS	Soil		1.017	0	0	50	49.164	8/22/2013	8/22/2013
13080639-017BMSD	Soil		1.011	0	0	50	49.456	8/22/2013	8/22/2013
13080639-018B	Soil		1.036	0	0	50	48.263	8/22/2013	8/22/2013
13080639-019B	Soil		1.004	0	0	50	49.801	8/22/2013	8/22/2013
N2711a1 8/22/13			0.506	0	0	50	98.814	8/22/2013	8/22/2013

CLIENT: Weston Solutions
Work Order: 13080639
Project: Pilsen Soil Site, Pilsen, Chicago, IL

ANALYTICAL QC SUMMARY REPORT

BatchID: 71490

Sample ID: IMBS1 8/22/13	SampType: MBLK	TestCode: M_ICPMS_S	Units: mg/Kg	Prep Date: 8/22/2013	Run ID: ICPMS-2_130822A						
Client ID: ZZZZZ	Batch ID: 71490	TestNo: SW6020		Analysis Date: 8/22/2013	SeqNo: 2499232						
Analyte	Result	PQL	SPK value	SPK Ref Val	%REC	LowLimit	HighLimit	RPD Ref Val	%RPD	RPDLimit	Qual
Lead	0.202	0.25									J

Sample ID: ILCSS1 8/22/13	SampType: LCS	TestCode: M_ICPMS_S	Units: mg/Kg	Prep Date: 8/22/2013	Run ID: ICPMS-2_130822A						
Client ID: ZZZZZ	Batch ID: 71490	TestNo: SW6020		Analysis Date: 8/22/2013	SeqNo: 2499233						
Analyte	Result	PQL	SPK value	SPK Ref Val	%REC	LowLimit	HighLimit	RPD Ref Val	%RPD	RPDLimit	Qual
Lead	25.18	0.25	25	0.202	99.9	80	120	0	0		

Sample ID: N2711A1 8/22/13	SampType: LCS	TestCode: M_ICPMS_S	Units: mg/Kg	Prep Date: 8/22/2013	Run ID: ICPMS_130823A						
Client ID: ZZZZZ	Batch ID: 71490	TestNo: SW6020		Analysis Date: 8/23/2013	SeqNo: 2500181						
Analyte	Result	PQL	SPK value	SPK Ref Val	%REC	LowLimit	HighLimit	RPD Ref Val	%RPD	RPDLimit	Qual
Lead	1399	4.9	1399	0.202	100	85	115	0	0		

Sample ID: 13080639-017BMS	SampType: MS	TestCode: M_ICPMS_S	Units: mg/Kg-dry	Prep Date: 8/22/2013	Run ID: ICPMS-2_130822A						
Client ID: PA-499-01(0-6)-0814	Batch ID: 71490	TestNo: SW6020		Analysis Date: 8/22/2013	SeqNo: 2499237						
Analyte	Result	PQL	SPK value	SPK Ref Val	%REC	LowLimit	HighLimit	RPD Ref Val	%RPD	RPDLimit	Qual
Lead	1147	4.9	24.58	1089	235	75	125	0	0		S

Sample ID: 13080639-017BMSD	SampType: MSD	TestCode: M_ICPMS_S	Units: mg/Kg-dry	Prep Date: 8/22/2013	Run ID: ICPMS-2_130822A						
Client ID: PA-499-01(0-6)-0814	Batch ID: 71490	TestNo: SW6020		Analysis Date: 8/22/2013	SeqNo: 2499238						
Analyte	Result	PQL	SPK value	SPK Ref Val	%REC	LowLimit	HighLimit	RPD Ref Val	%RPD	RPDLimit	Qual
Lead	1164	4.9	24.73	1089	303	75	125	1147	1.49	20	S

Qualifiers: ND - Not Detected at the Reporting Limit
J - Analyte detected below quantitation limits
* - Non Accredited Parameter

S - Spike Recovery outside accepted recovery limits
R - RPD outside accepted recovery limits
H/HT - Holding Time Exceeded

B - Analyte detected in the associated Method Blank
E - Value above quantitation range

Prep Start Date: **8/22/2013 1:10:52 P**

Prep End Date: **8/22/2013 4:35:00 P**

Prep Factor Units:

mL / g

Prep Batch **71493**

Prep Code: **M_S_PREP**

Technician: **VA**

Sample ID	Matrix	pH	SampAmt	Sol Added	Sol Recov	Fin Vol	factor	PrepStart	PrepEnd
IMBS2 8/22/13			1	0	0	50	50.000	8/22/2013	8/22/2013
ILCSS2 8/22/13			1	0	0	50	50.000	8/22/2013	8/22/2013
13080639-020B	Soil		0.774	0	0	50	64.599	8/22/2013	8/22/2013
13080639-021B	Soil		0.904	0	0	50	55.310	8/22/2013	8/22/2013
13080639-022B	Soil		0.872	0	0	50	57.339	8/22/2013	8/22/2013
13080639-023B	Soil		0.856	0	0	50	58.411	8/22/2013	8/22/2013
13080639-024B	Soil		1.048	0	0	50	47.710	8/22/2013	8/22/2013
13080639-025B	Soil		0.979	0	0	50	51.073	8/22/2013	8/22/2013
13080639-026B	Soil		0.974	0	0	50	51.335	8/22/2013	8/22/2013
13080639-027B	Soil		0.951	0	0	50	52.576	8/22/2013	8/22/2013
13080639-028B	Soil		1.035	0	0	50	48.309	8/22/2013	8/22/2013
13080639-029B	Soil		1.07	0	0	50	46.729	8/22/2013	8/22/2013
13080639-030B	Soil		1.048	0	0	50	47.710	8/22/2013	8/22/2013
13080639-031B	Soil		1.142	0	0	50	43.783	8/22/2013	8/22/2013
13080639-032B	Soil		1.027	0	0	50	48.685	8/22/2013	8/22/2013
13080639-033B	Soil		1.05	0	0	50	47.619	8/22/2013	8/22/2013
13080639-034B	Soil		1.093	0	0	50	45.746	8/22/2013	8/22/2013
13080639-035B	Soil		1.085	0	0	50	46.083	8/22/2013	8/22/2013
13080639-036B	Soil		1.061	0	0	50	47.125	8/22/2013	8/22/2013
13080639-037B	Soil		1.049	0	0	50	47.664	8/22/2013	8/22/2013
13080639-040B	Soil		1.03	0	0	50	48.544	8/22/2013	8/22/2013
13080639-040BMS	Soil		1.033	0	0	50	48.403	8/22/2013	8/22/2013
13080639-040BMSD	Soil		1.033	0	0	50	48.403	8/22/2013	8/22/2013
N2711a2 8/22/13			0.507	0	0	50	98.619	8/22/2013	8/22/2013

CLIENT: Weston Solutions
Work Order: 13080639
Project: Pilsen Soil Site, Pilsen, Chicago, IL

ANALYTICAL QC SUMMARY REPORT

BatchID: 71493

Sample ID: IMBS2 8/22/13	SampType: MBLK	TestCode: M_ICPMS_S	Units: mg/Kg	Prep Date: 8/22/2013	Run ID: ICPMS_130822A						
Client ID: ZZZZZ	Batch ID: 71493	TestNo: SW6020		Analysis Date: 8/22/2013	SeqNo: 2499726						
Analyte	Result	PQL	SPK value	SPK Ref Val	%REC	LowLimit	HighLimit	RPD Ref Val	%RPD	RPDLimit	Qual

Lead	0.191	0.25									J
------	-------	------	--	--	--	--	--	--	--	--	---

Sample ID: ILCSS2 8/22/13	SampType: LCS	TestCode: M_ICPMS_S	Units: mg/Kg	Prep Date: 8/22/2013	Run ID: ICPMS_130822A						
Client ID: ZZZZZ	Batch ID: 71493	TestNo: SW6020		Analysis Date: 8/22/2013	SeqNo: 2499727						
Analyte	Result	PQL	SPK value	SPK Ref Val	%REC	LowLimit	HighLimit	RPD Ref Val	%RPD	RPDLimit	Qual

Lead	25.82	0.25	25	0.191	102	80	120	0	0		
------	-------	------	----	-------	-----	----	-----	---	---	--	--

Sample ID: N2711A2 8/22/13	SampType: LCS	TestCode: M_ICPMS_S	Units: mg/Kg	Prep Date: 8/22/2013	Run ID: ICPMS_130822A						
Client ID: ZZZZZ	Batch ID: 71493	TestNo: SW6020		Analysis Date: 8/22/2013	SeqNo: 2499728						
Analyte	Result	PQL	SPK value	SPK Ref Val	%REC	LowLimit	HighLimit	RPD Ref Val	%RPD	RPDLimit	Qual

Lead	1317	4.9	1400	0.191	94	85	115	0	0		
------	------	-----	------	-------	----	----	-----	---	---	--	--

Sample ID: 13080639-040BMS	SampType: MS	TestCode: M_ICPMS_S	Units: mg/Kg-dry	Prep Date: 8/22/2013	Run ID: ICPMS_130822A						
Client ID: PA-515-01(0-6)-0816	Batch ID: 71493	TestNo: SW6020		Analysis Date: 8/22/2013	SeqNo: 2499733						
Analyte	Result	PQL	SPK value	SPK Ref Val	%REC	LowLimit	HighLimit	RPD Ref Val	%RPD	RPDLimit	Qual

Lead	2011	4.8	24.2	1639	1530	75	125	0	0		S
------	------	-----	------	------	------	----	-----	---	---	--	---

Sample ID: 13080639-040BMSD	SampType: MSD	TestCode: M_ICPMS_S	Units: mg/Kg-dry	Prep Date: 8/22/2013	Run ID: ICPMS_130822A						
Client ID: PA-515-01(0-6)-0816	Batch ID: 71493	TestNo: SW6020		Analysis Date: 8/22/2013	SeqNo: 2499734						
Analyte	Result	PQL	SPK value	SPK Ref Val	%REC	LowLimit	HighLimit	RPD Ref Val	%RPD	RPDLimit	Qual

Lead	2111	4.8	24.2	1639	1950	75	125	2011	4.86	20	S
------	------	-----	------	------	------	----	-----	------	------	----	---

Qualifiers:	ND - Not Detected at the Reporting Limit J - Analyte detected below quantitation limits * - Non Accredited Parameter	S - Spike Recovery outside accepted recovery limits R - RPD outside accepted recovery limits H/HT - Holding Time Exceeded	B - Analyte detected in the associated Method Blank E - Value above quantitation range
--------------------	--	---	---

Prep Start Date: **8/22/2013 1:10:39 P**

 Prep End Date: **8/22/2013 4:35:00 P**

Prep Factor Units:

 Prep Batch **71494**

 Prep Code: **M_S_PREP**

 Technician: **VA**

mL / g

Sample ID	Matrix	pH	SampAmt	Sol Added	Sol Recov	Fin Vol	factor	PrepStart	PrepEnd
IMBS3 8/22/13			1	0	0	50	50.000	8/22/2013	8/22/2013
ILCSS3 8/22/13			1	0	0	50	50.000	8/22/2013	8/22/2013
13080639-038B	Soil		1.134	0	0	50	44.092	8/22/2013	8/22/2013
13080639-039B	Soil		1.061	0	0	50	47.125	8/22/2013	8/22/2013
13080639-041B	Soil		1.014	0	0	50	49.310	8/22/2013	8/22/2013
13080639-042B	Soil		1.002	0	0	50	49.900	8/22/2013	8/22/2013
13080639-043B	Soil		1.005	0	0	50	49.751	8/22/2013	8/22/2013
13080639-043BMS	Soil		1.042	0	0	50	47.985	8/22/2013	8/22/2013
13080639-043BMDS	Soil		1.045	0	0	50	47.847	8/22/2013	8/22/2013
N2711a3 8/22/13			0.504	0	0	50	99.206	8/22/2013	8/22/2013

CLIENT: Weston Solutions
Work Order: 13080639
Project: Pilsen Soil Site, Pilsen, Chicago, IL

ANALYTICAL QC SUMMARY REPORT

BatchID: 71494

Sample ID: IMBS3 8/22/13	SampType: MBLK	TestCode: M_ICPMS_S	Units: mg/Kg	Prep Date: 8/22/2013	Run ID: ICPMS-2_130822A						
Client ID: ZZZZZ	Batch ID: 71494	TestNo: SW6020		Analysis Date: 8/22/2013	SeqNo: 2499267						
Analyte	Result	PQL	SPK value	SPK Ref Val	%REC	LowLimit	HighLimit	RPD Ref Val	%RPD	RPDLimit	Qual

Lead	0.132	0.25									J
------	-------	------	--	--	--	--	--	--	--	--	---

Sample ID: ILCSS3 8/22/13	SampType: LCS	TestCode: M_ICPMS_S	Units: mg/Kg	Prep Date: 8/22/2013	Run ID: ICPMS-2_130822A						
Client ID: ZZZZZ	Batch ID: 71494	TestNo: SW6020		Analysis Date: 8/22/2013	SeqNo: 2499268						
Analyte	Result	PQL	SPK value	SPK Ref Val	%REC	LowLimit	HighLimit	RPD Ref Val	%RPD	RPDLimit	Qual

Lead	24.96	0.25	25	0.132	99.3	80	120	0	0		
------	-------	------	----	-------	------	----	-----	---	---	--	--

Sample ID: N2711A3 8/22/13	SampType: LCS	TestCode: M_ICPMS_S	Units: mg/Kg	Prep Date: 8/22/2013	Run ID: ICPMS-2_130822A						
Client ID: ZZZZZ	Batch ID: 71494	TestNo: SW6020		Analysis Date: 8/22/2013	SeqNo: 2499269						
Analyte	Result	PQL	SPK value	SPK Ref Val	%REC	LowLimit	HighLimit	RPD Ref Val	%RPD	RPDLimit	Qual

Lead	1583	5.0	1401	0.132	113	85	115	0	0		
------	------	-----	------	-------	-----	----	-----	---	---	--	--

Sample ID: 13080639-043BMS	SampType: MS	TestCode: M_ICPMS_S	Units: mg/Kg-dry	Prep Date: 8/22/2013	Run ID: ICPMS-2_130822A						
Client ID: PA-516-01(6-18)-081	Batch ID: 71494	TestNo: SW6020		Analysis Date: 8/22/2013	SeqNo: 2499272						
Analyte	Result	PQL	SPK value	SPK Ref Val	%REC	LowLimit	HighLimit	RPD Ref Val	%RPD	RPDLimit	Qual

Lead	793.5	5.0	25	738	222	75	125	0	0		S
------	-------	-----	----	-----	-----	----	-----	---	---	--	---

Sample ID: 13080639-043BMSD	SampType: MSD	TestCode: M_ICPMS_S	Units: mg/Kg-dry	Prep Date: 8/22/2013	Run ID: ICPMS-2_130822A						
Client ID: PA-516-01(6-18)-081	Batch ID: 71494	TestNo: SW6020		Analysis Date: 8/22/2013	SeqNo: 2499273						
Analyte	Result	PQL	SPK value	SPK Ref Val	%REC	LowLimit	HighLimit	RPD Ref Val	%RPD	RPDLimit	Qual

Lead	784	5.0	25	738	184	75	125	793.5	1.20	20	S
------	-----	-----	----	-----	-----	----	-----	-------	------	----	---

Qualifiers: ND - Not Detected at the Reporting Limit
J - Analyte detected below quantitation limits
* - Non Accredited Parameter

S - Spike Recovery outside accepted recovery limits
R - RPD outside accepted recovery limits
H/HT - Holding Time Exceeded

B - Analyte detected in the associated Method Blank
E - Value above quantitation range

Prep Start Date: **8/19/2013 6:57:00 P**

 Prep End Date: **8/19/2013 7:35:00 P**

Prep Factor Units:

 Prep Batch **71402** Prep Code: **M_HG_S_PRE** Technician: **LB**

mL / g

Sample ID	Matrix	pH	SampAmt	Sol Added	Sol Recov	Fin Vol	factor	PrepStart	PrepEnd
HGMBS1 8/19/13			0.3	0	0	30	100.000	8/19/2013	8/19/2013
HGLCSS1 8/19/13			0.3	0	0	30	100.000	8/19/2013	8/19/2013
13080538-003B	Soil		0.324	0	0	30	92.593	8/19/2013	8/19/2013
13080538-005B	Soil		0.326	0	0	30	92.025	8/19/2013	8/19/2013
13080538-006B	Soil		0.309	0	0	30	97.087	8/19/2013	8/19/2013
13080538-008A	Soil		0.312	0	0	30	96.154	8/19/2013	8/19/2013
13080538-009A	Soil		0.306	0	0	30	98.039	8/19/2013	8/19/2013
13080538-010B	Soil		0.309	0	0	30	97.087	8/19/2013	8/19/2013
13080598-001A	Solid		0.305	0	0	30	98.361	8/19/2013	8/19/2013
13080598-002A	Solid		0.325	0	0	30	92.308	8/19/2013	8/19/2013
13080598-003A	Solid		0.322	0	0	30	93.168	8/19/2013	8/19/2013
13080598-004A	Solid		0.321	0	0	30	93.458	8/19/2013	8/19/2013
13080598-002AMS	Solid		0.321	0	0	30	93.458	8/19/2013	8/19/2013
13080598-002AMSD	Solid		0.325	0	0	30	92.308	8/19/2013	8/19/2013
13080639-001A	Soil		0.322	0	0	30	93.168	8/19/2013	8/19/2013
13080639-002A	Soil		0.321	0	0	30	93.458	8/19/2013	8/19/2013
13080639-003A	Soil		0.377	0	0	30	79.576	8/19/2013	8/19/2013
13080639-004A	Soil		0.3	0	0	30	100.000	8/19/2013	8/19/2013
13080639-005A	Soil		0.319	0	0	30	94.044	8/19/2013	8/19/2013
13080639-006A	Soil		0.336	0	0	30	89.286	8/19/2013	8/19/2013
13080639-007A	Soil		0.373	0	0	30	80.429	8/19/2013	8/19/2013
13080639-008A	Soil		0.34	0	0	30	88.235	8/19/2013	8/19/2013
13080639-009A	Soil		0.32	0	0	30	93.750	8/19/2013	8/19/2013
13080677-001A	Soil		0.344	0	0	30	87.209	8/19/2013	8/19/2013

CLIENT: Weston Solutions
Work Order: 13080639
Project: Pilsen Soil Site, Pilsen, Chicago, IL

ANALYTICAL QC SUMMARY REPORT

BatchID: 71402

Sample ID	HGMBS1 8/19/13	SampType:	MBLK	TestCode:	M_HG_SOLI	Units:	mg/Kg	Prep Date:	8/19/2013	Run ID:	CETAC_130820A		
Client ID:	ZZZZZ	Batch ID:	71402	TestNo:	SW7471A			Analysis Date:	8/20/2013	SeqNo:	2496954		
Analyte		Result		PQL	SPK value	SPK Ref Val	%REC	LowLimit	HighLimit	RPD Ref Val	%RPD	RPDLimit	Qual

Mercury ND 0.020

Sample ID	HGLCSS1 8/19/13	SampType: LCS	TestCode: M_HG_SOLI	Units: mg/Kg	Prep Date: 8/19/2013	Run ID: CETAC_130820A					
Client ID: ZZZZZ	Batch ID: 71402	TestNo: SW7471A	Analysis Date: 8/20/2013	SeqNo: 2496955							
Analyte	Result	PQL	SPK value	SPK Ref Val	%REC	LowLimit	HighLimit	RPD Ref Val	%RPD	RPDLimit	Qual

Mercury 0.227 0.020 0.25 0 90.8 80 120 0 0

Sample ID	13080598-002AMS	SampType:	MS	TestCode:	M_HG_SOLI	Units:	mg/Kg-dry	Prep Date:	8/19/2013	Run ID:	CETAC_130820B		
Client ID:	ZZZZZ	Batch ID:	71402	TestNo:	SW7471A			Analysis Date:	8/20/2013	SeqNo:	2497016		
Analyte		Result		PQL	SPK value	SPK Ref Val	%REC	LowLimit	HighLimit	RPD Ref Val	%RPD	RPDLimit	Qual

Mercury 2.44 0.10 0.2552 2.102 132 75 125 0 0 S

Sample ID	13080598-002AMSD	SampType:	MSD	TestCode:	M_HG_SOLI	Units:	mg/Kg-dry	Prep Date:	8/19/2013	Run ID:	CETAC_130820B		
Client ID:	ZZZZZ	Batch ID:	71402	TestNo:	SW7471A			Analysis Date:	8/20/2013	SeqNo:	2497017		
Analyte		Result		PQL	SPK value	SPK Ref Val	%REC	LowLimit	HighLimit	RPD Ref Val	%RPD	RPDLimit	Qual

Mercury 2.239 0.10 0.2521 2.102 54 75 125 2.44 8.61 20 S

Qualifiers: ND - Not Detected at the Reporting Limit S - Spike Recovery outside accepted recovery limits B - Analyte detected in the associated Method Blank
J - Analyte detected below quantitation limits R - RPD outside accepted recovery limits E - Value above quantitation range
* - Non Accredited Parameter H/HT - Holding Time Exceeded

Prep Start Date: **8/20/2013 5:07:00 P**

 Prep End Date: **8/20/2013 5:45:00 P**

Prep Factor Units:

 Prep Batch **71452** Prep Code: **M_HG_S_PRE** Technician: **LB**

mL / g

Sample ID	Matrix	pH	SampAmt	Sol Added	Sol Recov	Fin Vol	factor	PrepStart	PrepEnd
HGMBS1 8/20/13			0.3	0	0	30	100.000	8/20/2013	8/20/2013
HGLCSS1 8/20/13			0.3	0	0	30	100.000	8/20/2013	8/20/2013
13080692-001A	Soil		0.315	0	0	30	95.238	8/20/2013	8/20/2013
13080639-010A	Soil		0.315	0	0	30	95.238	8/20/2013	8/20/2013
13080639-011A	Soil		0.365	0	0	30	82.192	8/20/2013	8/20/2013
13080639-012A	Soil		0.32	0	0	30	93.750	8/20/2013	8/20/2013
13080639-013A	Soil		0.314	0	0	30	95.541	8/20/2013	8/20/2013
13080639-014A	Soil		0.345	0	0	30	86.957	8/20/2013	8/20/2013
13080639-015A	Soil		0.35	0	0	30	85.714	8/20/2013	8/20/2013
13080639-016A	Soil		0.352	0	0	30	85.227	8/20/2013	8/20/2013
13080639-017A	Soil		0.335	0	0	30	89.552	8/20/2013	8/20/2013
13080639-017AMS	Soil		0.344	0	0	30	87.209	8/20/2013	8/20/2013
13080639-017AMSD	Soil		0.341	0	0	30	87.977	8/20/2013	8/20/2013
13080639-018A	Soil		0.318	0	0	30	94.340	8/20/2013	8/20/2013
13080639-019A	Soil		0.342	0	0	30	87.719	8/20/2013	8/20/2013
13080639-020A	Soil		0.33	0	0	30	90.909	8/20/2013	8/20/2013
13080639-021A	Soil		0.36	0	0	30	83.333	8/20/2013	8/20/2013
13080639-022A	Soil		0.306	0	0	30	98.039	8/20/2013	8/20/2013
13080639-023A	Soil		0.304	0	0	30	98.684	8/20/2013	8/20/2013
13080639-024A	Soil		0.333	0	0	30	90.090	8/20/2013	8/20/2013
13080639-025A	Soil		0.306	0	0	30	98.039	8/20/2013	8/20/2013
13080639-026A	Soil		0.312	0	0	30	96.154	8/20/2013	8/20/2013
13080639-027A	Soil		0.3	0	0	30	100.000	8/20/2013	8/20/2013
13080639-028A	Soil		0.326	0	0	30	92.025	8/20/2013	8/20/2013

CLIENT: Weston Solutions
Work Order: 13080639
Project: Pilsen Soil Site, Pilsen, Chicago, IL

ANALYTICAL QC SUMMARY REPORT

BatchID: 71452

Sample ID	HGMBS1 8/20/13	SampType:	MBLK	TestCode:	M_HG_SOLI	Units:	mg/Kg	Prep Date:	8/20/2013	Run ID:	CETAC_130821A
Client ID:	ZZZZZ	Batch ID:	71452	TestNo:	SW7471A			Analysis Date:	8/21/2013	SeqNo:	2497895
Analyte		Result		PQL	SPK value	SPK Ref Val	%REC	LowLimit	HighLimit	RPD Ref Val	%RPD RPDLimit Qual

Mercury ND 0.020

Sample ID	HGLCSS1 8/20/13	SampType:	LCS	TestCode:	M_HG_SOLI	Units:	mg/Kg	Prep Date:	8/20/2013	Run ID:	CETAC_130821A
Client ID:	ZZZZZ	Batch ID:	71452	TestNo:	SW7471A			Analysis Date:	8/21/2013	SeqNo:	2497896
Analyte		Result		PQL	SPK value	SPK Ref Val	%REC	LowLimit	HighLimit	RPD Ref Val	%RPD RPDLimit Qual

Mercury 0.228 0.020 0.25 0 91.2 80 120 0 0

Sample ID	13080639-017AMS	SampType:	MS	TestCode:	M_HG_SOLI	Units:	mg/Kg-dry	Prep Date:	8/20/2013	Run ID:	CETAC_130821F
Client ID:	PA-499-01(0-6)-0814	Batch ID:	71452	TestNo:	SW7471A			Analysis Date:	8/21/2013	SeqNo:	2498271
Analyte		Result		PQL	SPK value	SPK Ref Val	%REC	LowLimit	HighLimit	RPD Ref Val	%RPD RPDLimit Qual

Mercury 0.7998 0.041 0.2544 0.65 58.9 75 125 0 0 S

Sample ID	13080639-017AMSD	SampType:	MSD	TestCode:	M_HG_SOLI	Units:	mg/Kg-dry	Prep Date:	8/20/2013	Run ID:	CETAC_130821F
Client ID:	PA-499-01(0-6)-0814	Batch ID:	71452	TestNo:	SW7471A			Analysis Date:	8/21/2013	SeqNo:	2498272
Analyte		Result		PQL	SPK value	SPK Ref Val	%REC	LowLimit	HighLimit	RPD Ref Val	%RPD RPDLimit Qual

Mercury 0.85 0.041 0.2566 0.65 77.9 75 125 0.7998 6.08 20

Qualifiers: ND - Not Detected at the Reporting Limit S - Spike Recovery outside accepted recovery limits B - Analyte detected in the associated Method Blank
J - Analyte detected below quantitation limits R - RPD outside accepted recovery limits E - Value above quantitation range
* - Non Accredited Parameter H/HT - Holding Time Exceeded

Prep Start Date: **8/20/2013 6:16:00 P**

 Prep End Date: **8/20/2013 6:57:00 P**

Prep Factor Units:

 Prep Batch **71461** Prep Code: **M_HG_S_PRE** Technician: **LB**
mL / g

Sample ID	Matrix	pH	SampAmt	Sol Added	Sol Recov	Fin Vol	factor	PrepStart	PrepEnd
HGMBS2 8/20/13			0.3	0	0	30	100.000	8/20/2013	8/20/2013
HGLCSS2 8/20/13			0.3	0	0	30	100.000	8/20/2013	8/20/2013
13080639-029A	Soil		0.338	0	0	30	88.757	8/20/2013	8/20/2013
13080639-030A	Soil		0.348	0	0	30	86.207	8/20/2013	8/20/2013
13080639-031A	Soil		0.327	0	0	30	91.743	8/20/2013	8/20/2013
13080639-032A	Soil		0.3	0	0	30	100.000	8/20/2013	8/20/2013
13080639-033A	Soil		0.308	0	0	30	97.403	8/20/2013	8/20/2013
13080639-034A	Soil		0.332	0	0	30	90.361	8/20/2013	8/20/2013
13080639-035A	Soil		0.361	0	0	30	83.102	8/20/2013	8/20/2013
13080639-036A	Soil		0.338	0	0	30	88.757	8/20/2013	8/20/2013
13080639-037A	Soil		0.303	0	0	30	99.010	8/20/2013	8/20/2013
13080639-038A	Soil		0.304	0	0	30	98.684	8/20/2013	8/20/2013
13080639-039A	Soil		0.395	0	0	30	75.949	8/20/2013	8/20/2013
13080639-040A	Soil		0.387	0	0	30	77.519	8/20/2013	8/20/2013
13080639-040AMS	Soil		0.388	0	0	30	77.320	8/20/2013	8/20/2013
13080639-040AMSD	Soil		0.389	0	0	30	77.121	8/20/2013	8/20/2013
13080639-041A	Soil		0.305	0	0	30	98.361	8/20/2013	8/20/2013
13080639-042A	Soil		0.359	0	0	30	83.565	8/20/2013	8/20/2013
13080643-001A	Solid		0.348	0	0	30	86.207	8/20/2013	8/20/2013
13080643-002A	Solid		0.39	0	0	30	76.923	8/20/2013	8/20/2013
13080643-003A	Solid		0.318	0	0	30	94.340	8/20/2013	8/20/2013
13080643-004A	Solid		0.359	0	0	30	83.565	8/20/2013	8/20/2013
13080681-001B	Soil		0.307	0	0	30	97.720	8/20/2013	8/20/2013
13080682-001A	Soil		0.322	0	0	30	93.168	8/20/2013	8/20/2013

CLIENT: Weston Solutions
Work Order: 13080639
Project: Pilsen Soil Site, Pilsen, Chicago, IL

ANALYTICAL QC SUMMARY REPORT

BatchID: 71461

Sample ID	HGMB2 8/20/13	SampType:	MBLK	TestCode:	M_HG_SOLI	Units:	mg/Kg	Prep Date:	8/20/2013	Run ID:	CETAC_130821F
Client ID:	ZZZZZ	Batch ID:	71461	TestNo:	SW7471A			Analysis Date:	8/21/2013	SeqNo:	2498232
Analyte		Result		PQL	SPK value	SPK Ref Val	%REC	LowLimit	HighLimit	RPD Ref Val	%RPD RPDLimit Qual

Mercury	ND	0.020									
---------	----	-------	--	--	--	--	--	--	--	--	--

Sample ID	HGLCSS2 8/20/13	SampType:	LCS	TestCode:	M_HG_SOLI	Units:	mg/Kg	Prep Date:	8/20/2013	Run ID:	CETAC_130821F
Client ID:	ZZZZZ	Batch ID:	71461	TestNo:	SW7471A			Analysis Date:	8/21/2013	SeqNo:	2498233
Analyte		Result		PQL	SPK value	SPK Ref Val	%REC	LowLimit	HighLimit	RPD Ref Val	%RPD RPDLimit Qual

Mercury	0.226	0.020	0.25	0	90.4	80	120	0	0		
---------	-------	-------	------	---	------	----	-----	---	---	--	--

Sample ID	13080639-040AMS	SampType:	MS	TestCode:	M_HG_SOLI	Units:	mg/Kg-dry	Prep Date:	8/20/2013	Run ID:	CETAC_130821F
Client ID:	PA-515-01(0-6)-0816	Batch ID:	71461	TestNo:	SW7471A			Analysis Date:	8/21/2013	SeqNo:	2498276
Analyte		Result		PQL	SPK value	SPK Ref Val	%REC	LowLimit	HighLimit	RPD Ref Val	%RPD RPDLimit Qual

Mercury	1.047	0.096	0.2389	0.8863	67	75	125	0	0		S
---------	-------	-------	--------	--------	----	----	-----	---	---	--	---

Sample ID	13080639-040AMSD	SampType:	MSD	TestCode:	M_HG_SOLI	Units:	mg/Kg-dry	Prep Date:	8/20/2013	Run ID:	CETAC_130821F
Client ID:	PA-515-01(0-6)-0816	Batch ID:	71461	TestNo:	SW7471A			Analysis Date:	8/21/2013	SeqNo:	2498277
Analyte		Result		PQL	SPK value	SPK Ref Val	%REC	LowLimit	HighLimit	RPD Ref Val	%RPD RPDLimit Qual

Mercury	1.039	0.095	0.2383	0.8863	64.1	75	125	1.047	0.715	20	S
---------	-------	-------	--------	--------	------	----	-----	-------	-------	----	---

Qualifiers:	ND - Not Detected at the Reporting Limit J - Analyte detected below quantitation limits * - Non Accredited Parameter	S - Spike Recovery outside accepted recovery limits R - RPD outside accepted recovery limits H/HT - Holding Time Exceeded	B - Analyte detected in the associated Method Blank E - Value above quantitation range
--------------------	--	---	---

Prep Start Date: **8/20/2013 6:30:00 P**

 Prep End Date: **8/20/2013 7:09:00 P**

Prep Factor Units:

 Prep Batch **71462** Prep Code: **M_HG_S_PRE** Technician: **LB**

mL / g

Sample ID	Matrix	pH	SampAmt	Sol Added	Sol Recov	Fin Vol	factor	PrepStart	PrepEnd
HGMBS3 8/20/13			0.3	0	0	30	100.000	8/20/2013	8/20/2013
HGLCSS3 8/20/13			0.3	0	0	30	100.000	8/20/2013	8/20/2013
13080634-001B	Soil		0.326	0	0	30	92.025	8/20/2013	8/20/2013
13080634-002B	Soil		0.348	0	0	30	86.207	8/20/2013	8/20/2013
13080634-003B	Soil		0.312	0	0	30	96.154	8/20/2013	8/20/2013
13080634-004B	Soil		0.37	0	0	30	81.081	8/20/2013	8/20/2013
13080634-005B	Soil		0.309	0	0	30	97.087	8/20/2013	8/20/2013
13080634-006B	Soil		0.326	0	0	30	92.025	8/20/2013	8/20/2013
13080634-007B	Soil		0.388	0	0	30	77.320	8/20/2013	8/20/2013
13080634-008B	Soil		0.324	0	0	30	92.593	8/20/2013	8/20/2013
13080634-009B	Soil		0.347	0	0	30	86.455	8/20/2013	8/20/2013
13080634-010B	Soil		0.365	0	0	30	82.192	8/20/2013	8/20/2013
13080634-011B	Soil		0.304	0	0	30	98.684	8/20/2013	8/20/2013
13080634-012B	Soil		0.336	0	0	30	89.286	8/20/2013	8/20/2013
13080634-013B	Soil		0.305	0	0	30	98.361	8/20/2013	8/20/2013
13080634-014B	Soil		0.319	0	0	30	94.044	8/20/2013	8/20/2013
13080634-015B	Soil		0.304	0	0	30	98.684	8/20/2013	8/20/2013
13080634-016B	Soil		0.31	0	0	30	96.774	8/20/2013	8/20/2013
13080634-017B	Soil		0.375	0	0	30	80.000	8/20/2013	8/20/2013
13080634-018B	Soil		0.337	0	0	30	89.021	8/20/2013	8/20/2013
13080634-019B	Soil		0.317	0	0	30	94.637	8/20/2013	8/20/2013
13080639-043A	Soil		0.331	0	0	30	90.634	8/20/2013	8/20/2013
13080639-043AMS	Soil		0.328	0	0	30	91.463	8/20/2013	8/20/2013
13080639-043AMSD	Soil		0.327	0	0	30	91.743	8/20/2013	8/20/2013

CLIENT: Weston Solutions
Work Order: 13080639
Project: Pilsen Soil Site, Pilsen, Chicago, IL

ANALYTICAL QC SUMMARY REPORT

BatchID: 71462

Sample ID	HGMBS3 8/20/13	SampType: MBLK	TestCode: M_HG_SOLI	Units: mg/Kg	Prep Date: 8/20/2013	Run ID: CETAC_130821F					
Client ID: ZZZZZ	Batch ID: 71462	TestNo: SW7471A	Analysis Date: 8/21/2013	SeqNo: 2498252							
Analyte	Result	PQL	SPK value	SPK Ref Val	%REC	LowLimit	HighLimit	RPD Ref Val	%RPD	RPDLimit	Qual

Mercury	ND	0.020												
---------	----	-------	--	--	--	--	--	--	--	--	--	--	--	--

Sample ID	HGLCSS3 8/20/13	SampType:	LCS	TestCode:	M_HG_SOLI	Units:	mg/Kg	Prep Date:	8/20/2013	Run ID:	CETAC_130821F		
Client ID:	ZZZZZ	Batch ID:	71462	TestNo:	SW7471A			Analysis Date:	8/21/2013	SeqNo:	2498253		
Analyte		Result		PQL	SPK value	SPK Ref Val	%REC	LowLimit	HighLimit	RPD Ref Val	%RPD	RPDLimit	Qual

Mercury	0.227	0.020	0.25	0	90.8	80	120	0	0					
---------	-------	-------	------	---	------	----	-----	---	---	--	--	--	--	--

Sample ID	13080639-043AMS	SampType:	MS	TestCode:	M_HG_SOLI	Units:	mg/Kg-dry	Prep Date:	8/20/2013	Run ID:	CETAC_130821F		
Client ID:	PA-516-01(6-18)-081	Batch ID:	71462	TestNo:	SW7471A			Analysis Date:	8/21/2013	SeqNo:	2498257		
Analyte		Result		PQL	SPK value	SPK Ref Val	%REC	LowLimit	HighLimit	RPD Ref Val	%RPD	RPDLimit	Qual

Mercury	0.7737	0.023	0.2819	0.4873	102	75	125	0	0					
---------	--------	-------	--------	--------	-----	----	-----	---	---	--	--	--	--	--

Sample ID	13080639-043AMSD	SampType:	MSD	TestCode:	M_HG_SOLI	Units:	mg/Kg-dry	Prep Date:	8/20/2013	Run ID:	CETAC_130821F		
Client ID:	PA-516-01(6-18)-081	Batch ID:	71462	TestNo:	SW7471A			Analysis Date:	8/21/2013	SeqNo:	2498258		
Analyte		Result		PQL	SPK value	SPK Ref Val	%REC	LowLimit	HighLimit	RPD Ref Val	%RPD	RPDLimit	Qual

Mercury	0.7364	0.023	0.2828	0.4873	88.1	75	125	0.7737	4.93	20				
---------	--------	-------	--------	--------	------	----	-----	--------	------	----	--	--	--	--

Qualifiers:	ND - Not Detected at the Reporting Limit	S - Spike Recovery outside accepted recovery limits	B - Analyte detected in the associated Method Blank
	J - Analyte detected below quantitation limits	R - RPD outside accepted recovery limits	E - Value above quantitation range
	* - Non Accredited Parameter	H/HT - Holding Time Exceeded	

CLIENT: Weston Solutions
Work Order: 13080639
Project: Pilsen Soil Site, Pilsen, Chicago, IL

ANALYTICAL QC SUMMARY REPORT

BatchID: R92317

Sample ID	PMMBK 1 8/20/13	SampType: MBLK	TestCode: PMOIST	Units: wt%	Prep Date: 8/20/2013	Run ID: BALANCE_130820C					
Client ID: ZZZZZ	Batch ID: R92317	TestNo: D2974	Analysis Date: 8/20/2013	SeqNo: 2497375							
Analyte	Result	PQL	SPK value	SPK Ref Val	%REC	LowLimit	HighLimit	RPD Ref Val	%RPD	RPDLimit	Qual

Percent Moisture	ND	0.200											*
------------------	----	-------	--	--	--	--	--	--	--	--	--	--	---

Sample ID	PMLCS-S 1 8/20/13	SampType:	LCS	TestCode:	PMOIST	Units:	wt%	Prep Date:	8/20/2013	Run ID:	BALANCE_130820C		
Client ID:	ZZZZZ	Batch ID:	R92317	TestNo:	D2974			Analysis Date:	8/20/2013	SeqNo:	2497377		
Analyte		Result		PQL	SPK value	SPK Ref Val	%REC	LowLimit	HighLimit	RPD Ref Val	%RPD	RPDLimit	Qual

Percent Moisture	4.82	0.200	5	0	96.4	80	120	0	0				*
------------------	------	-------	---	---	------	----	-----	---	---	--	--	--	---

Sample ID	PMLCS-W 1 8/20/13	SampType:	LCS	TestCode:	PMOIST	Units:	wt%	Prep Date:	8/20/2013	Run ID:	BALANCE_130820C	
Client ID:	ZZZZZ	Batch ID:	R92317	TestNo:	D2974			Analysis Date:	8/20/2013	SeqNo:	2497379	
Analyte		Result	PQL	SPK value	SPK Ref Val	%REC	LowLimit	HighLimit	RPD Ref Val	%RPD	RPDLimit	Qual

Percent Moisture	99.79	0.200	99.8	0	100	80	120	0	0				*
------------------	-------	-------	------	---	-----	----	-----	---	---	--	--	--	---

Sample ID	13080634-018B DUP	SampType:	DUP	TestCode:	PMOIST	Units:	wt%	Prep Date:	8/20/2013	Run ID:	BALANCE_130820C		
Client ID:	ZZZZZ	Batch ID:	R92317	TestNo:	D2974			Analysis Date:	8/20/2013	SeqNo:	2497387		
Analyte		Result		PQL	SPK value	SPK Ref Val	%REC	LowLimit	HighLimit	RPD Ref Val	%RPD	RPDLimit	Qual

Percent Moisture	14.94	0.200	0	0	0	0	0	12.72	16.1	20			*
------------------	-------	-------	---	---	---	---	---	-------	------	----	--	--	---

Qualifiers:	ND - Not Detected at the Reporting Limit	S - Spike Recovery outside accepted recovery limits	B - Analyte detected in the associated Method Blank
	J - Analyte detected below quantitation limits	R - RPD outside accepted recovery limits	E - Value above quantitation range
	* - Non Accredited Parameter	H/HT - Holding Time Exceeded	

CLIENT: Weston Solutions
Work Order: 13080639
Project: Pilsen Soil Site, Pilsen, Chicago, IL

ANALYTICAL QC SUMMARY REPORT

BatchID: R92320

Sample ID	PMMBK 2 8/20/13	SampType:	MBLK	TestCode:	PMOIST	Units:	wt%	Prep Date:	8/20/2013	Run ID:	BALANCE_130820D
Client ID:	ZZZZZ	Batch ID:	R92320	TestNo:	D2974			Analysis Date:	8/20/2013	SeqNo:	2497484
Analyte		Result		PQL	SPK value	SPK Ref Val	%REC	LowLimit	HighLimit	RPD Ref Val	%RPD RPDLimit Qual

Percent Moisture	ND	0.200									*
------------------	----	-------	--	--	--	--	--	--	--	--	---

Sample ID	PMLCS-S 2 8/20/13	SampType:	LCS	TestCode:	PMOIST	Units:	wt%	Prep Date:	8/20/2013	Run ID:	BALANCE_130820D
Client ID:	ZZZZZ	Batch ID:	R92320	TestNo:	D2974			Analysis Date:	8/20/2013	SeqNo:	2497485
Analyte		Result		PQL	SPK value	SPK Ref Val	%REC	LowLimit	HighLimit	RPD Ref Val	%RPD RPDLimit Qual

Percent Moisture	4.89	0.200	5	0	97.8	80	120	0	0		*
------------------	------	-------	---	---	------	----	-----	---	---	--	---

Sample ID	PMLCS-W 2 8/20/13	SampType:	LCS	TestCode:	PMOIST	Units:	wt%	Prep Date:	8/20/2013	Run ID:	BALANCE_130820D
Client ID:	ZZZZZ	Batch ID:	R92320	TestNo:	D2974			Analysis Date:	8/20/2013	SeqNo:	2497486
Analyte		Result		PQL	SPK value	SPK Ref Val	%REC	LowLimit	HighLimit	RPD Ref Val	%RPD RPDLimit Qual

Percent Moisture	99.81	0.200	99.8	0	100	80	120	0	0		*
------------------	-------	-------	------	---	-----	----	-----	---	---	--	---

Sample ID	13080639-017A DUP	SampType:	DUP	TestCode:	PMOIST	Units:	wt%	Prep Date:	8/20/2013	Run ID:	BALANCE_130820D
Client ID:	PA-499-01(0-6)-0814	Batch ID:	R92320	TestNo:	D2974			Analysis Date:	8/20/2013	SeqNo:	2497488
Analyte		Result		PQL	SPK value	SPK Ref Val	%REC	LowLimit	HighLimit	RPD Ref Val	%RPD RPDLimit Qual

Percent Moisture	12.07	0.200	0	0	0	0	0	14.25	16.6	20	*
------------------	-------	-------	---	---	---	---	---	-------	------	----	---

Qualifiers:	ND - Not Detected at the Reporting Limit	S - Spike Recovery outside accepted recovery limits	B - Analyte detected in the associated Method Blank
	J - Analyte detected below quantitation limits	R - RPD outside accepted recovery limits	E - Value above quantitation range
	* - Non Accredited Parameter	H/HT - Holding Time Exceeded	

CLIENT: Weston Solutions
Work Order: 13080639
Project: Pilsen Soil Site, Pilsen, Chicago, IL

ANALYTICAL QC SUMMARY REPORT

BatchID: R92324

Sample ID	PMMBK 3 8/20/13	SampType:	MBLK	TestCode:	PMOIST	Units:	wt%	Prep Date:	8/20/2013	Run ID:	BALANCE_130820E
Client ID:	ZZZZZ	Batch ID:	R92324	TestNo:	D2974			Analysis Date:	8/20/2013	SeqNo:	2497608
Analyte		Result		PQL	SPK value	SPK Ref Val	%REC	LowLimit	HighLimit	RPD Ref Val	%RPD RPDLimit Qual

Percent Moisture	ND	0.200									*
------------------	----	-------	--	--	--	--	--	--	--	--	---

Sample ID	PMLCS-S 3 8/20/13	SampType:	LCS	TestCode:	PMOIST	Units:	wt%	Prep Date:	8/20/2013	Run ID:	BALANCE_130820E
Client ID:	ZZZZZ	Batch ID:	R92324	TestNo:	D2974			Analysis Date:	8/20/2013	SeqNo:	2497609
Analyte		Result		PQL	SPK value	SPK Ref Val	%REC	LowLimit	HighLimit	RPD Ref Val	%RPD RPDLimit Qual

Percent Moisture	5.68	0.200	5	0	114	80	120	0	0		*
------------------	------	-------	---	---	-----	----	-----	---	---	--	---

Sample ID	PMLCS-W 3 8/20/13	SampType:	LCS	TestCode:	PMOIST	Units:	wt%	Prep Date:	8/20/2013	Run ID:	BALANCE_130820E
Client ID:	ZZZZZ	Batch ID:	R92324	TestNo:	D2974			Analysis Date:	8/20/2013	SeqNo:	2497610
Analyte		Result		PQL	SPK value	SPK Ref Val	%REC	LowLimit	HighLimit	RPD Ref Val	%RPD RPDLimit Qual

Percent Moisture	99.77	0.200	99.8	0	100	80	120	0	0		*
------------------	-------	-------	------	---	-----	----	-----	---	---	--	---

Sample ID	13080639-040A DUP	SampType:	DUP	TestCode:	PMOIST	Units:	wt%	Prep Date:	8/20/2013	Run ID:	BALANCE_130820E
Client ID:	PA-515-01(0-6)-0816	Batch ID:	R92324	TestNo:	D2974			Analysis Date:	8/20/2013	SeqNo:	2497617
Analyte		Result		PQL	SPK value	SPK Ref Val	%REC	LowLimit	HighLimit	RPD Ref Val	%RPD RPDLimit Qual

Percent Moisture	19.36	0.200	0	0	0	0	0	19.12	1.25	20	*
------------------	-------	-------	---	---	---	---	---	-------	------	----	---

Qualifiers:	ND - Not Detected at the Reporting Limit	S - Spike Recovery outside accepted recovery limits	B - Analyte detected in the associated Method Blank
	J - Analyte detected below quantitation limits	R - RPD outside accepted recovery limits	E - Value above quantitation range
	* - Non Accredited Parameter	H/HT - Holding Time Exceeded	

APPENDIX D
EPA FIELDS SUPPLEMENTAL DATA ANALYSIS

Pilsen-Kramer Site Comparison of Abundance of Metals Bar Graph

Linda Jacobson, Research Associate
John Canar, Environmental Scientist

24 February 2014

Introduction

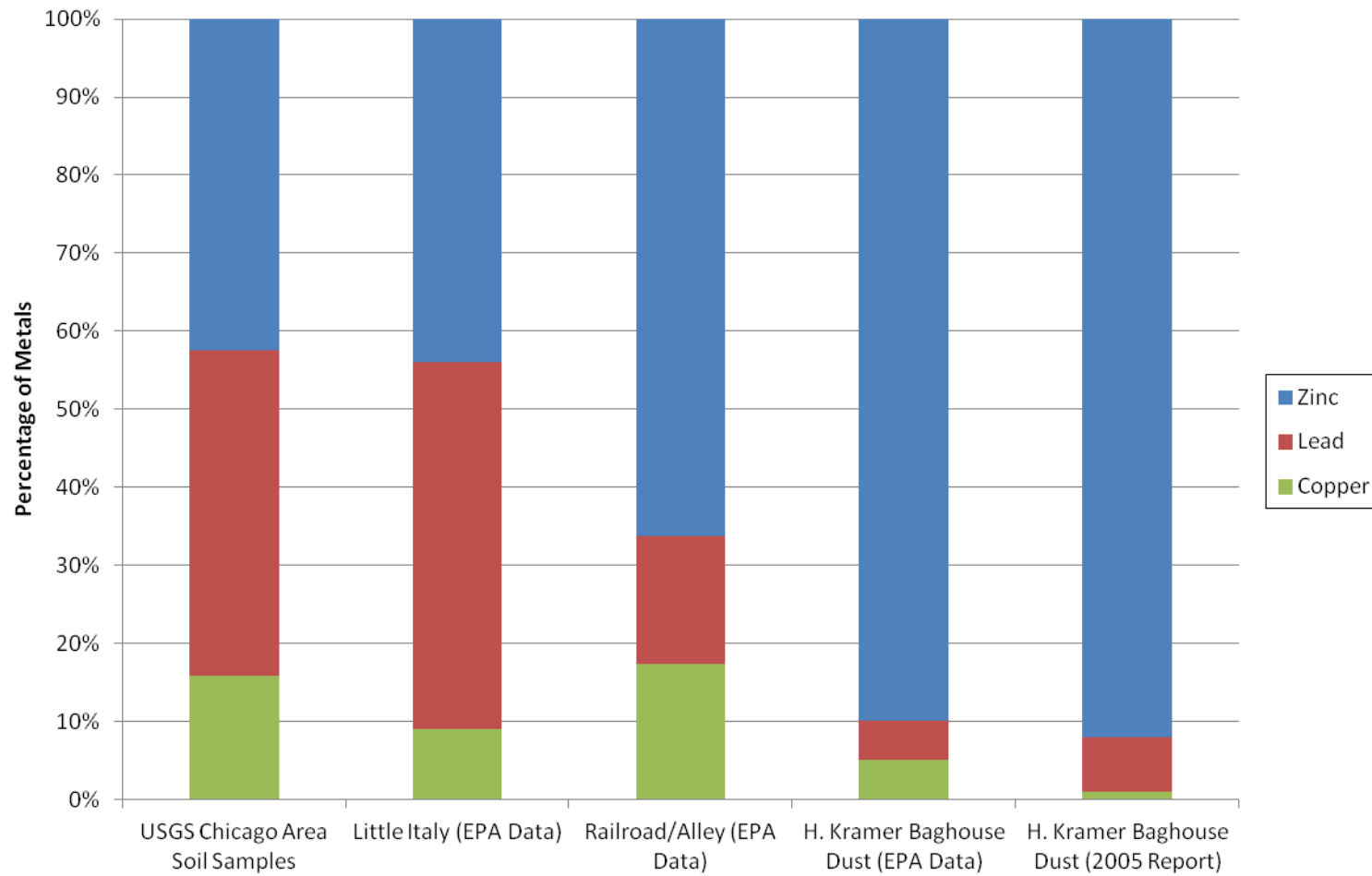
Soil samples were collected near the H. Kramer site and surrounding areas by the USGS; the EPA; and Conestoga-Rovers & Associates (CRA) and TRC Environmental Corporation (TRC). The USGS samples were taken in the surrounding area. The EPA samples were taken in 2012 and 2013 and were subset into Little Italy and Railroad/Alley. The samples taken by CRA and TRC were taken at the H. Kramer baghouse and are detailed in the 2005 report (Report to Illinois EPA Regarding Soil Sampling at H. Kramer Co., Inc. and Vicinity.pdf). The EPA also collected samples at the H. Kramer baghouse in 2013. Zinc, Lead, and Copper from these sampling events were compared in this bar graph.

Methods and Analysis

The bar graph (below) shows the percent of Zinc, Lead, and Copper for the samples collected by the USGS in the Chicago area, the samples collected by the EPA in the Little Italy area from 0 to 6 inches, the samples collected by the EPA in the Railroad/Alley area from 0 to 6 inches, the samples taken by the EPA in the H. Kramer baghouse, and the samples taken by CRA and TRC in the H. Kramer baghouse. The percents of metals for the USGS Chicago area samples and the H. Kramer baghouse samples taken by CRA and TRC are from the “Comparison of Abundance of Metals” graph in the 2005 report. For the EPA samples taken in the Little Italy area, the percent of Zinc was obtained by dividing the sum of the Zinc laboratory concentrations in the Little Italy area by the total of the Zinc, Lead, and Copper laboratory concentrations for the Little Italy area. This was repeated to obtain the percents of Lead and Copper for the Little Italy area. The Zinc, Lead, and Copper percents were obtained for the EPA samples taken in the Railroad/Alley area and the H. Kramer baghouse using the same method. The percents were graphed in a stacked column graph.

Please contact the FIELDS Group via John Canar (canar.john@epa.gov) about this document.

Comparison of Abundance of Metals





Pilsen-Kramer Site (Superfund Removal Program) Simple Linear Regression and Diagnostics Results (2012-2013 Sampling Events)

Prepared by
John Canar
FIELDs Group, US EPA, Region V

29 January 2014

Introduction

Simple linear regression and regression diagnostics were used to find the “best fitting” linear relationship between XRF measurements of Lead levels in soil samples and their corresponding laboratory measurements using the SAS[®] software. This relationship is quantified into a model (equation) of XRF measurements of Lead and its corresponding laboratory measurement. The statistical methods employed were drawn from SAS[®] literature and three regression texts: Statistical Methods in Water Resources, 1992; and Applied Regression Analysis and Other Multivariate Methods, 1978 and 1988. (See “References” section for a complete list of regression resources.) The data set used for this analysis was provided by Weston Solutions, the USEPA contractor for the Pilsen-Kramer Superfund site. The data include all sampling events from and including 2012 and 2013. This site is under the direction of Ramon Mendoza, USEPA OSC.

The steps used to perform simple linear regression were:

1. Plot the data;
2. Compute the least squares regression statistics;
3. Examine adherence to the assumptions of regression using residual plots; and
4. Employ regression diagnostics (Helsel and Hirsch, 1992).

Data

A total of 192 soil samples with corresponding XRF values were submitted for laboratory analysis and were used in the below regression.

Results

There was a statistically significant linear regression relationship between XRF Lead values and their corresponding Laboratory values (results not shown). However, regression diagnostics found that some of the assumptions of regression were violated. These violations included extreme residuals, heteroscedasticity, and non-normality of the residuals (see Figures 1 and 2). (The null hypothesis of each of the four tests in Figure 2 is that the residuals are from a normal distribution. If using an alpha value of 0.05, one would not reject the null hypothesis for all four tests.) The heteroscedasticity of the residuals meant that a data transformation would likely overcome this violation of one of the statistical assumptions of regression. Hence, the natural log of the XRF Lead values and their corresponding Laboratory value were taken.

There was a statistically significant linear regression relationship between natural log of XRF Lead values and their corresponding natural log of Laboratory values (results not shown). However, regression diagnostics found that some of the assumptions of regression were violated. These violations included extreme residuals and non-normality of the residuals (see Figures 3 and 4). However, the heteroscedasticity now appears much less apparent. To overcome these violations, four observations with Studentized residual values greater than 2.5, a value used as a rule of thumb for extreme values, were removed from the data set. The new data set was regressed and the linear regression was significant (results not shown). The assumption of a lack of extreme residuals and normality of the residuals was violated (results not shown). One observation with an extreme residual was removed from the data set and the new data set was regressed. The regression results were significant but the assumption of a lack of extreme residuals and normality of the residuals was violated (results not shown). Another observation with an extreme residual was removed, the new dataset was regressed, and again the violations occurred. This was performed four more times until all the assumptions of regression were met. Figure 5 shows the statistically significant linear regression relationship between the natural log of XRF Lead values and their corresponding natural log of Laboratory values. Figures 6 and 7 demonstrate that the assumptions of regression were met. Figure 6 shows that the residuals were homoscedastic and none of the Studentized residuals were greater than 2.5. The White test also found that the variance of the residuals were homogenous (results not shown). Figure 7 shows that the residuals were normally distributed. Normality of residuals is required in order to test the hypothesis that “the slope coefficient (β_1) is significantly different from zero” (Helsel and Hirsch, 1992). In other words, in order to demonstrate a linear relationship between the two variables, XRF and Laboratory, the slope coefficient must be significant. A visualization of the linear relationship between the natural log of Lead XRF and Laboratory values in soil is shown in Figure 8.

The parameters of the best linear fit equation for the relationship of the natural log of Lead XRF and Laboratory values in soil are:

$$\text{Adjusted LN Lead} = 0.37986 + (0.99751) * (\text{LN XRF Lead value})$$

However, as this equation is in natural log space, the antilog of the adjusted Lead value must be taken. For example, for an XRF Lead reading of 400ppm (5.99ppm in natural log space), the Adjusted LN XRF Lead value is 6.36ppm. The antilog of this value is 576ppm. Hence, an XRF

Lead reading in soil of 400 ppm is equivalent to an adjusted XRF Lead value of 576ppm in soil. For 800ppm, the adjusted value is 1,150ppm; for 1,200ppm, the adjusted value is 1,724ppm.

References:

Chen, X., Ender, P., Mitchell, M. and Wells, C. (2003). Regression with SAS, from <http://www.ats.ucla.edu/stat/sas/webbooks/reg/default.htm>

Helsel, D.R. and Hirsch R.M., Statistical Methods in Water Resources, Elsevier, Amsterdam, 1992.

Kleinbaum, D.G. and Kupper, L.L., Applied Regression Analysis and Other Multivariate Methods, Duxbury Press, Boston, Massachusetts, 1978.

Kleinbaum, D.G., Kupper, L.L., and Muller, K.E., Applied Regression Analysis and Other Multivariate Methods, Second Edition. PWS-Kent Publishing Company, Boston, Massachusetts, 1988.

SAS Institute Inc., SAS/STAT[®] User's Guide, Version 8, Cary, NC: SAS Institute Inc., 1999. (Chapter 55, The REG Procedure)

SAS Institute Inc., SAS[®] System for Regression, Second Edition, Cary, NC: SAS Institute Inc., 1991. 210pp.

Contact:

Please contact John Canar (canar.john@epa.gov or 312.886.6182) about this document.

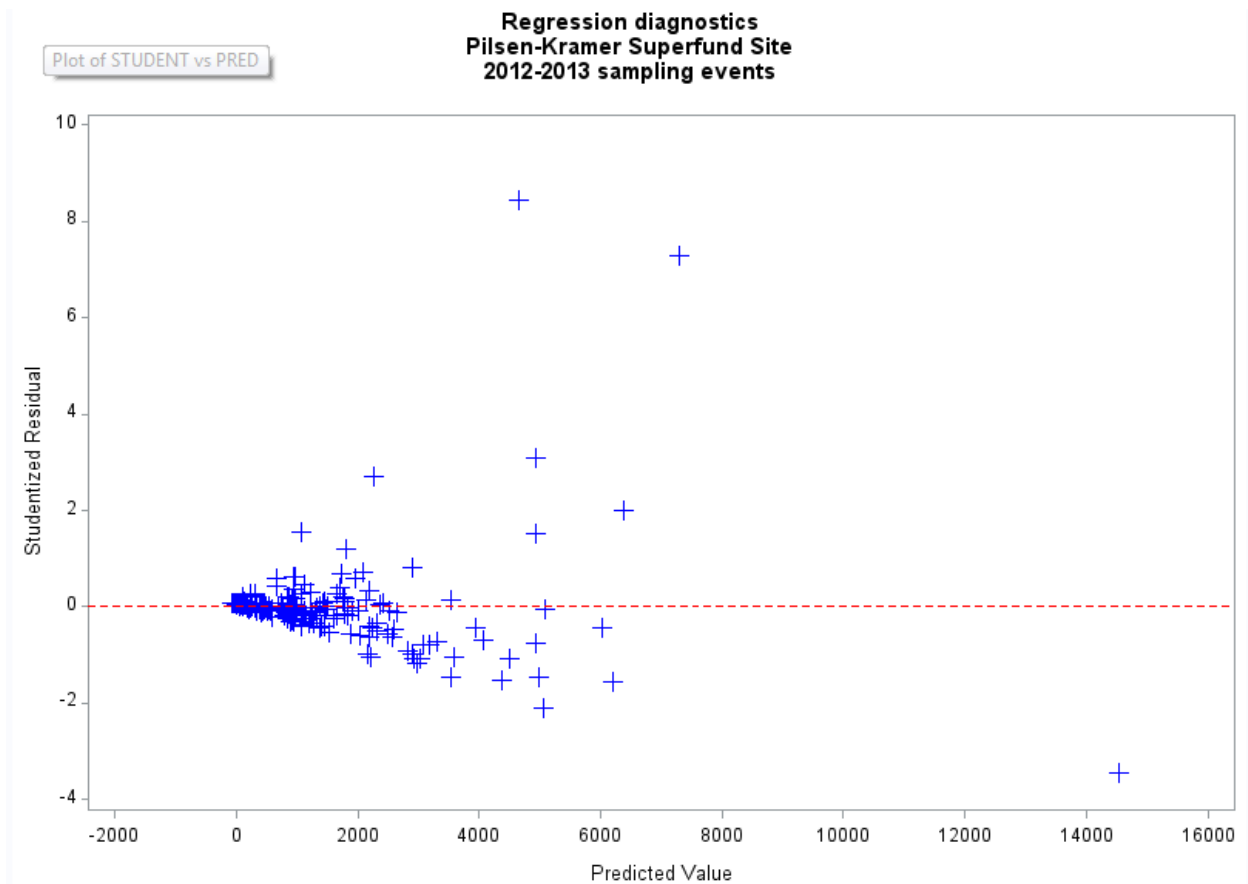


Figure 1: Residual plot from the SAS software for the Lead XRF and Laboratory values

Tests for Normality				
Test	Statistic		p Value	
Shapiro-Wilk	W	0.537364	Pr < W	<0.0001
Kolmogorov-Smirnov	D	0.2823	Pr > D	<0.0100
Cramer-von Mises	W-Sq	4.674063	Pr > W-Sq	<0.0050
Anderson-Darling	A-Sq	23.65082	Pr > A-Sq	<0.0050

Figure 2: Tests of Normality from the SAS software for residuals from the Lead XRF and Laboratory values

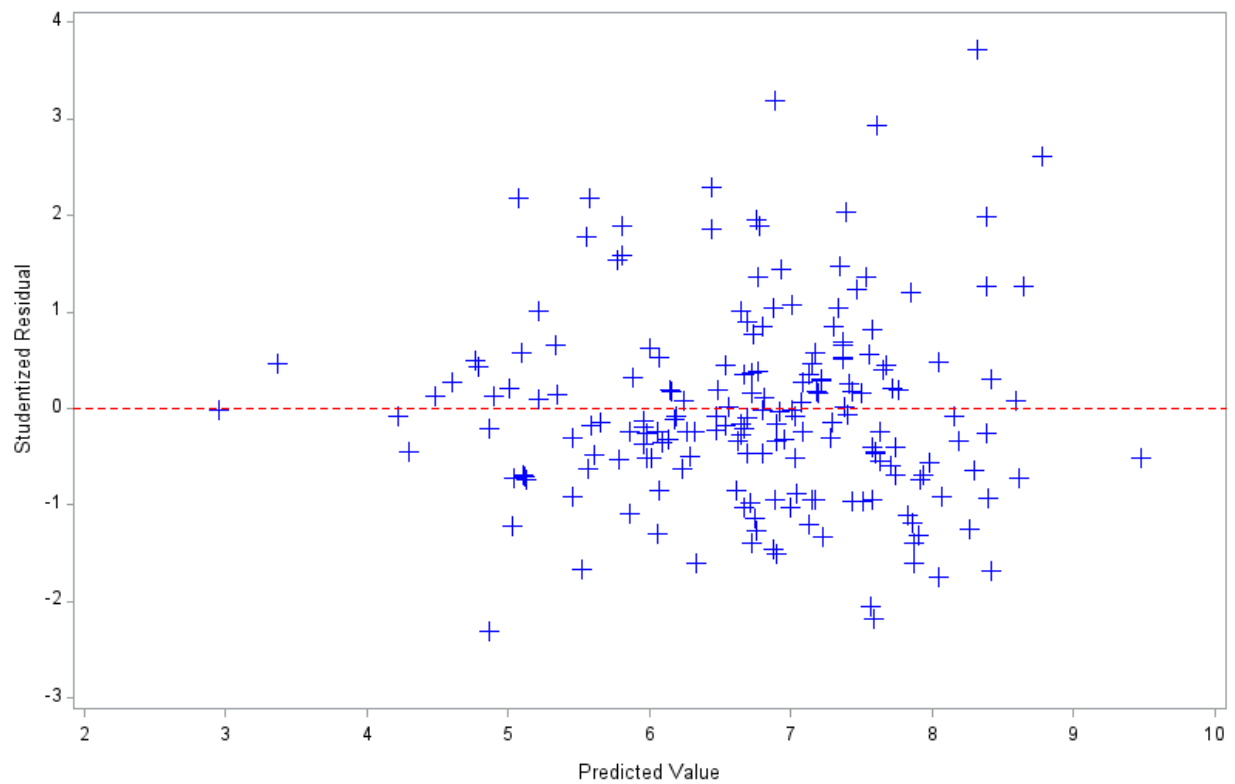


Figure 3: Residual plot from the SAS software for the natural log of Lead XRF and Laboratory values

Tests for Normality				
Test	Statistic		p Value	
Shapiro-Wilk	W	0.965805	Pr < W	0.0001
Kolmogorov-Smirnov	D	0.0841	Pr > D	<0.0100
Cramer-von Mises	W-Sq	0.32038	Pr > W-Sq	<0.0050
Anderson-Darling	A-Sq	1.860632	Pr > A-Sq	<0.0050

Figure 4: Tests of Normality from the SAS software for residuals from the natural log of Lead XRF and Laboratory values

Regression of the Natural Log of Lead Lab and XRF values
Regression diagnostics
Pilsen-Kramer Superfund Site
2012-2013 sampling events

The REG Procedure
Model: MODEL1
Dependent Variable: LN_lab Natural Log of Lab Lead (ppm)

Number of Observations Read	180
Number of Observations Used	180

Analysis of Variance					
Source	DF	Sum of Squares	Mean Square	F Value	Pr > F
Model	1	188.90748	188.90748	2447.94	<.0001
Error	178	13.73625	0.07717		
Corrected Total	179	202.64373			

Root MSE	0.27779	R-Square	0.9322
Dependent Mean	6.68640	Adj R-Sq	0.9318
Coeff Var	4.15462		

Parameter Estimates						
Variable	Label	DF	Parameter Estimate	Standard Error	t Value	Pr > t
Intercept	Intercept	1	0.37986	0.12914	2.94	0.0037
LN_XRF	Natural Log of XRF Lead (ppm)	1	0.99751	0.02016	49.48	<.0001

Figure 5: Simple linear regression output from the SAS software for the natural log of the Lead XRF and Laboratory values

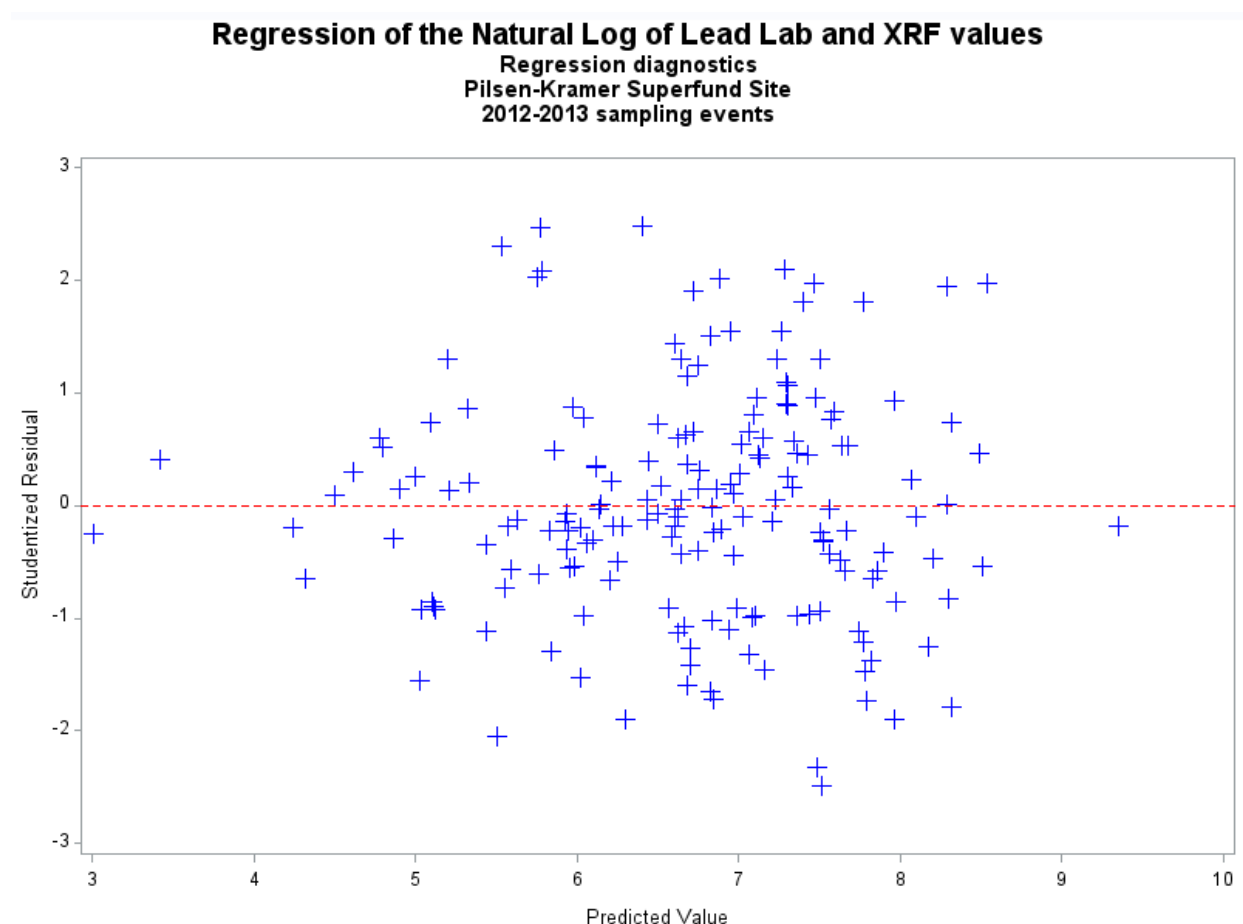


Figure 6: Residual plot from the SAS software for the natural log of Lead XRF and Laboratory values

Tests for Normality				
Test	Statistic		p Value	
Shapiro-Wilk	W	0.990763	Pr < W	0.3000
Kolmogorov-Smirnov	D	0.036768	Pr > D	>0.1500
Cramer-von Mises	W-Sq	0.061628	Pr > W-Sq	>0.2500
Anderson-Darling	A-Sq	0.439031	Pr > A-Sq	>0.2500

Figure 7: Tests of Normality from the SAS software for residuals from the natural log of Lead XRF and Laboratory values

Regression of the Natural Log of Lead Lab and XRF values
Regression equation (y-intercept) and 50% CLM
Pilsen-Kramer Superfund Site
2012-2013 sampling events

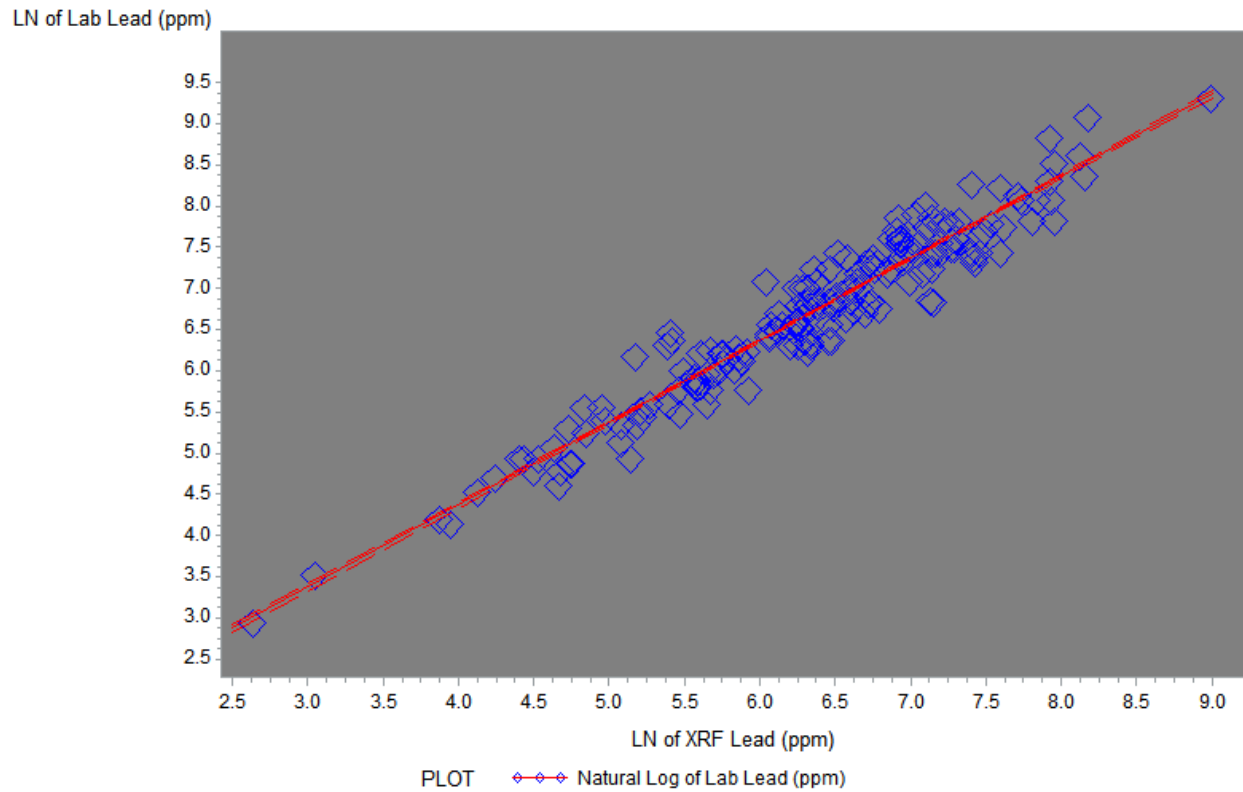


Figure 8: Best-fit linear regression line from the SAS software for the natural log of the Lead XRF and Laboratory values



24 February 2014

Pilsen-Kramer Superfund Site Comparisons of Cadmium, Copper, Lead, Tin, and Zinc levels

USEPA FIELDS Group

John Canar, Environmental Scientist
Linda Jacobson, Research Associate
Chuck Roth, Life Scientist

Introduction

Soil samples were collected by the USEPA and its contractor, Weston Solutions, near the H. Kramer property as well as at locations up to a mile and a half away from the property. These samples were analyzed for metals in an accredited laboratory. Additionally, split samples were performed on these samples in order to evaluate Lead levels for sieved samples (<250um). The metals focused on for this study were Cadmium, Copper, Lead, Tin, and Zinc because these metals are more indicative of the metals found on the H. Kramer site. The purpose of this analysis was to compare the Cadmium, Copper, Lead, Tin, and Zinc results in the Railroad/Alley area near the H. Kramer site, to the local reference area such as Little Italy, and to the USGS – Chicago Department of Environment surface metals sampling data (Kay et al., 2003). The USGS – Chicago Department of Environment samples were sieved (<180um).

Methods

The USEPA-Weston samples were taken at discrete locations in intervals of six inches to a foot below ground surface (bgs) to a maximum depth ranging from 6 to 48 inches bgs. The samples from the 0-6 inches bgs interval were used in this analysis. Samples were taken in front and back yards, alleys, and in soil areas with railroad tracks. The samples taken in gardens and drip zones were not used in this analysis due to garden soil being amended, mixed and often imported and drip zones being likely to contain Lead from Lead-based paint. The samples were separated into two areas called Railroad/Alley and Little Italy (see Figure 1). Little Italy is considered the local reference area. Little Italy was selected as it was mostly crosswind/upwind from the H. Kramer smelter and, compared to the Pilsen-Kramer area, had a more limited industrial past and

was similar in terms of age. Figure 2 is a representation of the historic wind rose for the Pilsen-Kramer area and environs. Note that “arms” in the figure represent the direction from which the wind blows; the lengths represent the proportion of the time the wind came from each direction (i.e., the frequency). Hence, for this wind rose, the predominant winds are from the west and the south.

The Railroad/Ally and Little Italy areas were compared for Cadmium, Copper, Lead, sieved Lead, Tin, and Zinc. Additionally, the same metals from the USGS – Chicago Department of Environment (USGS) sampling event were also compared. This comparison was phrased in the form of a question: Is there a difference in metal levels in the Railroad/Alley area compared to background data in the Little Italy area and for levels found in the Chicago area? If metal levels in the Railroad/Alley were higher than those in Little Italy or the Chicago area (the USGS – Chicago Department of Environment data), then this would indicate contamination. In order to answer this question, a statistical procedure called ANOVA (analysis of variance) is performed to test the hypothesis that the metal levels in each area are the same. Hence, one is testing whether Zinc levels, for instance, are the same for the Railroad/Alley data, the Little Italy data, and the Chicago area data. If that hypothesis is rejected, meaning that the levels of Zinc are not the same in these areas, then a multiple comparison procedure is performed. Since an ANOVA does not tell you which areas are different from each other, a multiple comparison procedure is performed to answer this question. The paragraph below explains how this is done using statistical software.

Since the data were not normally distributed for any of the metals (shown by the Shapiro-Wilk test; results not shown), and therefore violated the assumption of normality, the data were ranked to perform a nonparametric analysis. SAS[®] statistical software was used to compare the areas using one-way ANOVA on the ranked data with the general linear models (GLM) procedure. The Type III Sums of Squares result was used since the areas had an unbalanced number of samples. The Least Squares Means Tukey-Kramer Multiple Comparisons test was used to determine differences between the areas including the USGS dataset. The Least Squares Means Tukey-Kramer Multiple Comparisons test was selected because it accommodates unequal sample sizes and is the most robust test for pairwise comparisons (SAS, 2011).

Results and Discussion

There was a significant difference between the three areas for Cadmium, Copper, Lead, sieved Lead, Tin, and Zinc (shown by one-way ANOVA on ranked data; results not shown). The results of the Least Squares Means Tukey-Kramer Multiple Comparisons test are shown in Table 1. Boxplots of the Cadmium, Copper, Lead, sieved Lead, Tin, and Zinc data for each area are shown in Figures 3, 5, 7, 9, 11 and 13. Boxplots of the ranks of these metals are shown in Figure 4, 6, 8, 10, 12, and 14. (The boxplots of the ranks better display comparisons by area as the Railroad/Alley metal values have a tendency to obscure the differences due to the very high

metal concentrations.)

From Table 1, one can see that Copper, Lead, sieved Lead, and Zinc levels in the following areas were statistically different from each other: Little Italy & Railroad/Alley and Railroad/Alley & USGS. Specifically, Little Italy and the USGS dataset had lower levels of Copper, Lead, sieved Lead, and Zinc than those in the Railroad/Alley. Little Italy, the local reference area, was significantly lower than the other areas since it was farthest away from H. Kramer and was expected to not have been impacted by the power plant. This supports our expectation that Little Italy was not impacted by H. Kramer.

Little Italy and the USGS dataset did not have significantly different levels of Copper, Lead, sieved Lead, and Zinc. For Cadmium and Tin, Little Italy and Railroad/Alley were statistically different than the USGS dataset with the latter having lower metal levels. However, there were extremely high proportions of non-detects for these two metals (70% and 94%, respectively) in the USGS – Chicago Department of Environment dataset. Although the full detection limit was used for these non-detects, these values were extremely low, 2ppm and 50ppm, respectively. This likely led to a statistical difference for Tin that otherwise would not have been.

A cumulative representation of these statistical differences is shown in Figure 15. The colored ovals represent areas with metal values that are not statistically different from each other (as measured by the Tukey-Kramer multiple comparisons test). For example, the levels of Zinc are not significantly different for LI and USGS. (Where LI is Little Italy and USGS is the USGS dataset.) In contrast, LI and USGS have significantly lower Zinc levels than RR (Railroad/Alley). This pattern is repeated for Copper, Lead, and sieved Lead. These results also demonstrate that there were no statistical differences whether one evaluated the unsieved Lead results or the sieved Lead results. For Cadmium and Tin, the USGS dataset has lower metal levels than LI and RR. In general the figure demonstrates, when viewing from left to right, that the USGS dataset and Little Italy often have significantly lower metal levels than the RR areas. This is especially pronounced for three of the five metals: Copper, Lead, sieved Lead, and Zinc. As stated above, the significant proportion of non-detect values with very low detection limits in the USGS dataset likely led to the statistical differences with the LI and RR data for Tin.

References

Kay, R.T., Arnold, T.L., Cannon, W.F., Graham, D., Morton, E., and Biernert, R. “Concentrations of Polynuclear Aromatic Hydrocarbons and Inorganic Constituents in Ambient Surface Soils, Chicago, Illinois: 2001-2002”. United States Geological Survey and the Chicago Department of Environment. Water-Resources Investigations Report 03-4105. Urbana, Illinois. 2003.

SAS Institute Inc., SAS/STAT® User’s Guide, Version 9.2, Cary, NC: SAS Institute Inc., 2011.

(The GLM Procedure, Multiple Comparisons)

Contact

Please contact the FIELDS Group via John Canar (canar.john@epa.gov) or Chuck Roth (roth.charles@epa.gov) about this document.

86-year summary: 1928 - 2013

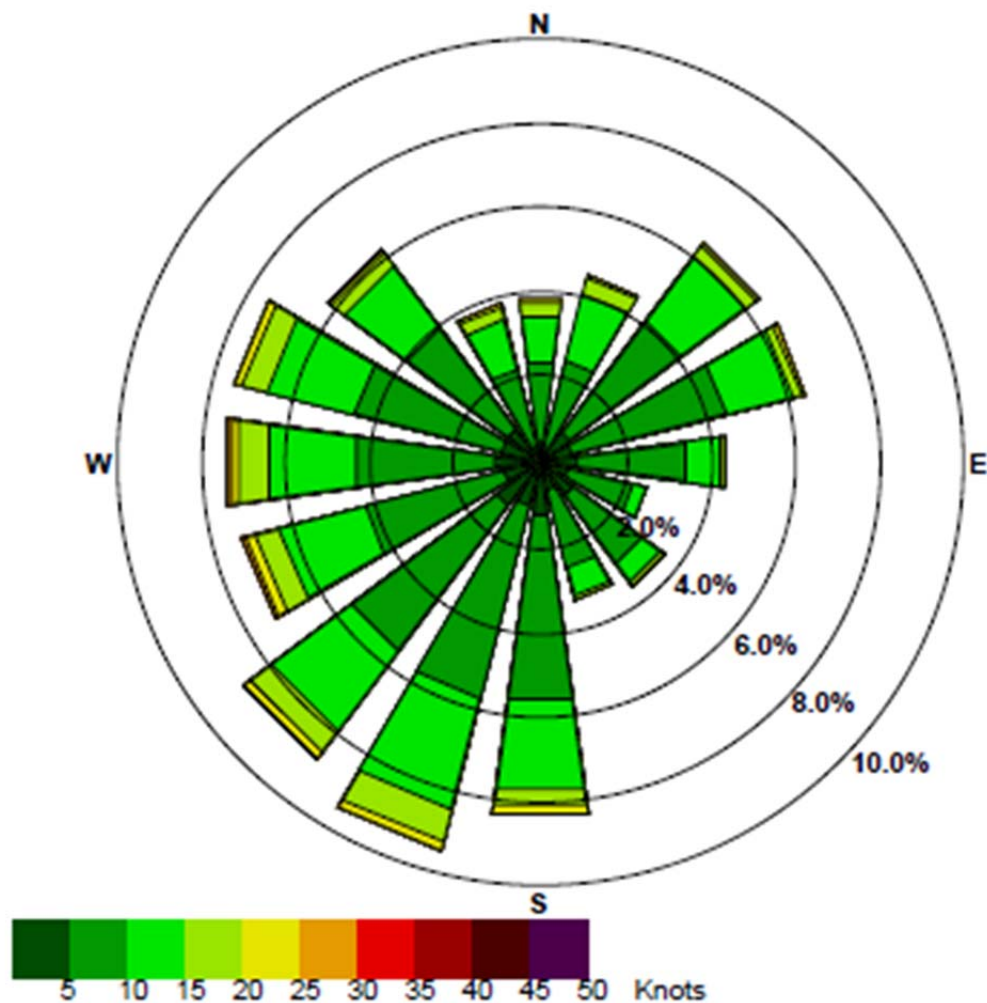


Figure 2: Windrose for the Pilsen-Kramer area and environs. Note that “arms” in the figure represent the direction from which the wind blows; the lengths represent the proportion of the time the wind came from each direction (i.e., the frequency). Hence, for this wind rose, the predominant winds are from the west and the south.

	Significant Difference (p-value < 0.05)					
Areas	Cadmium	Copper	Lead	Lead (250um)	Tin	Zinc
Little Italy & Railroad/Alley	Yes	Yes	Yes	Yes	Yes	Yes
Little Italy & USGS	Yes	No	No	No	Yes	No
Railroad/Alley & USGS	Yes	Yes	Yes	Yes	Yes	Yes

Table 1: Least Squares Means Tukey-Kramer Multiple Comparisons test significant differences results.

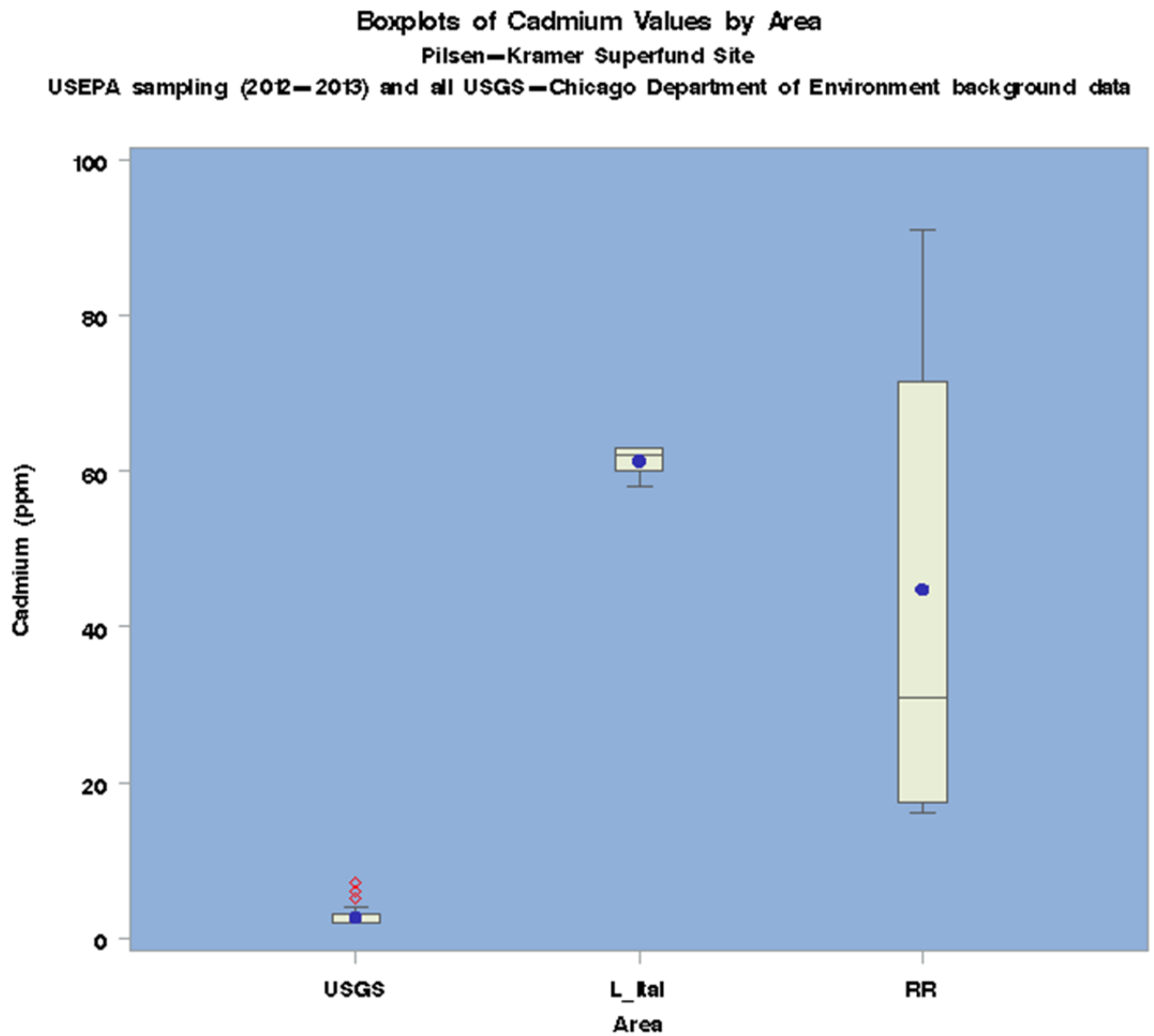


Figure 3: Boxplots of Cadmium for each area (red diamonds are extreme values, blue circle is the mean, and middle horizontal line is the median). Note: about 70% of the USGS—City of Chicago Cadmium values were at or below the limit of detection, 2ppm.

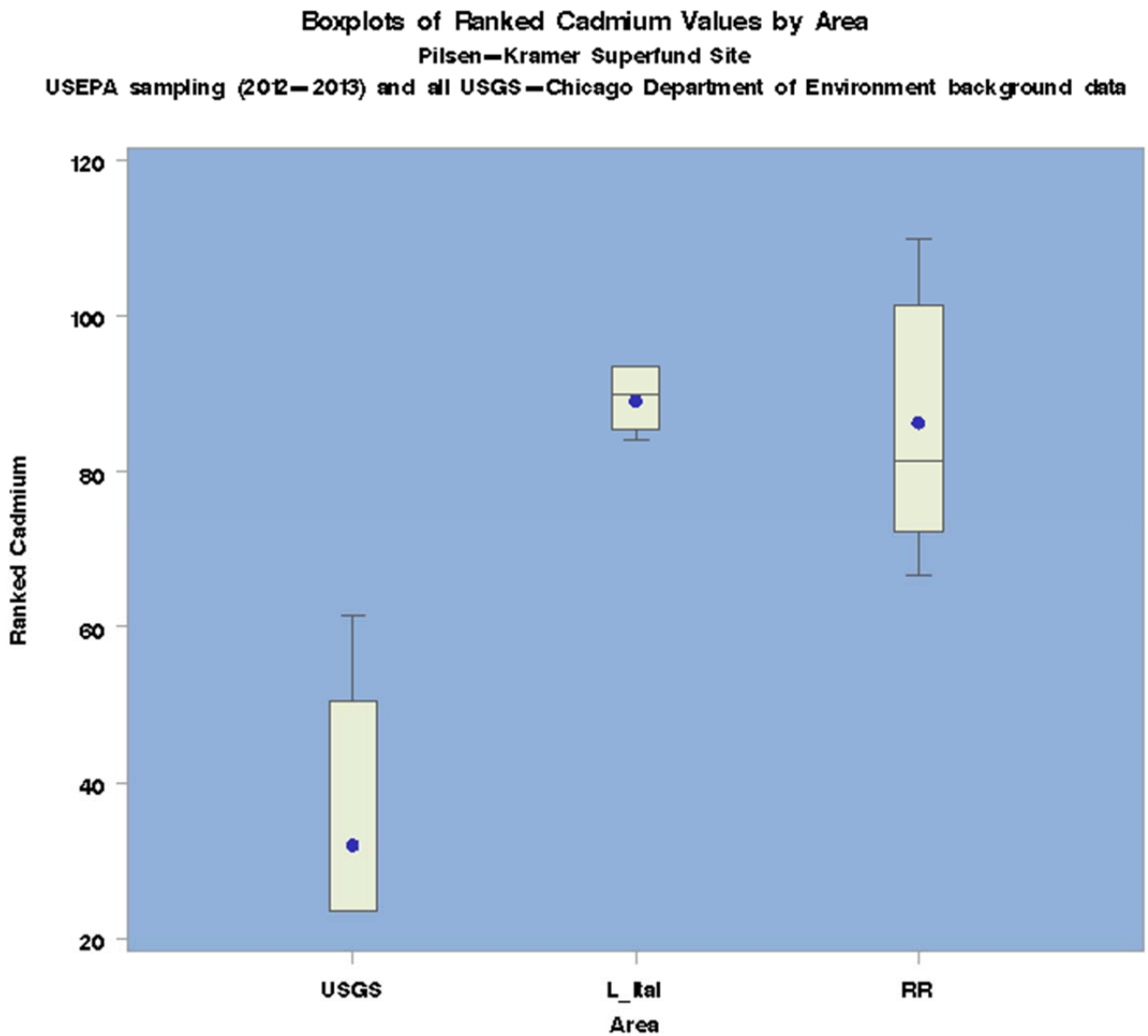


Figure 4: Boxplots of ranked Cadmium levels for each area (red diamonds are extreme values, blue circle is the mean rank, and middle horizontal line is the median rank).

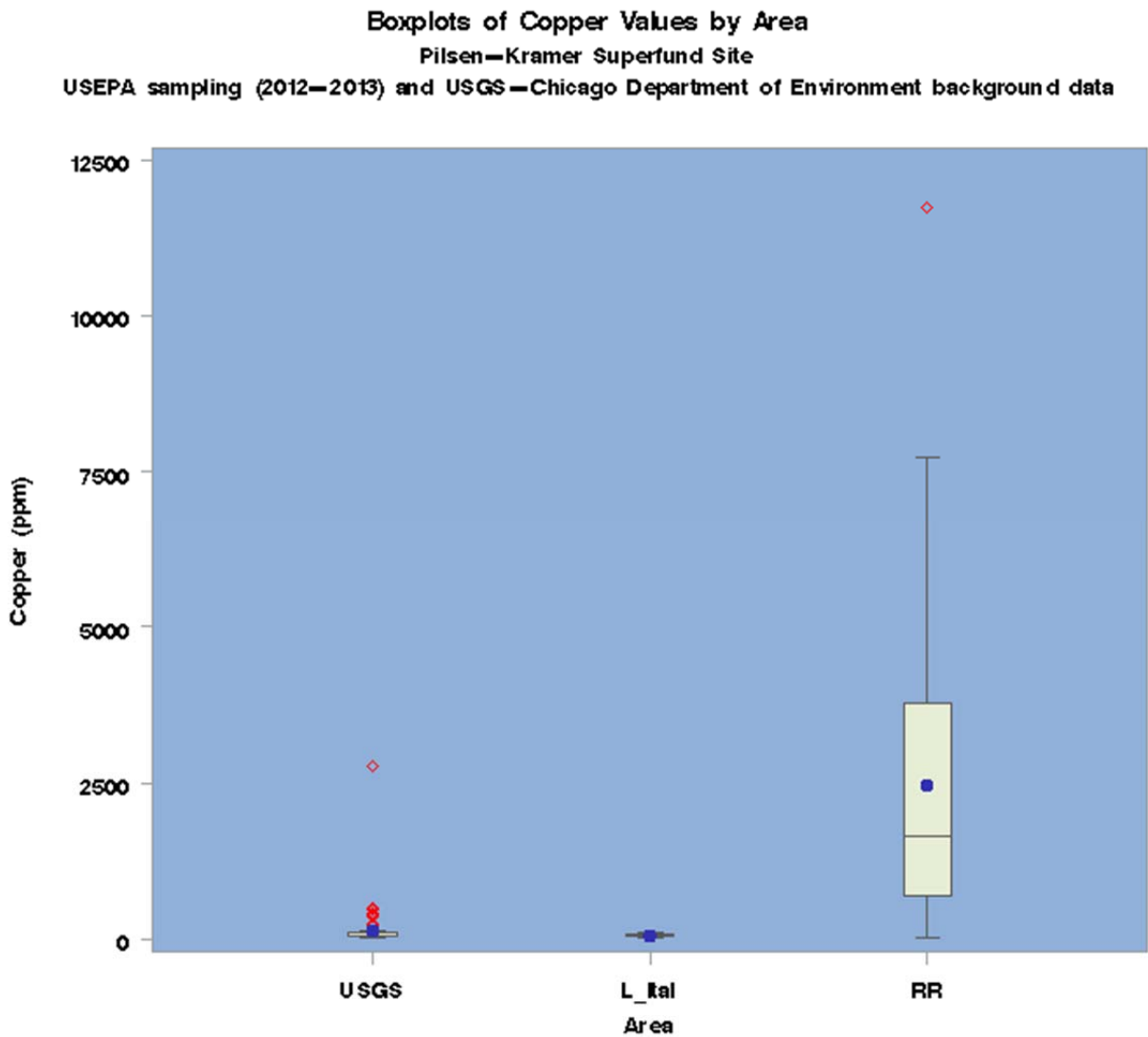


Figure 5: Boxplots of Copper for each area (red diamonds are extreme values, blue circle is the mean, and middle horizontal line is the median).

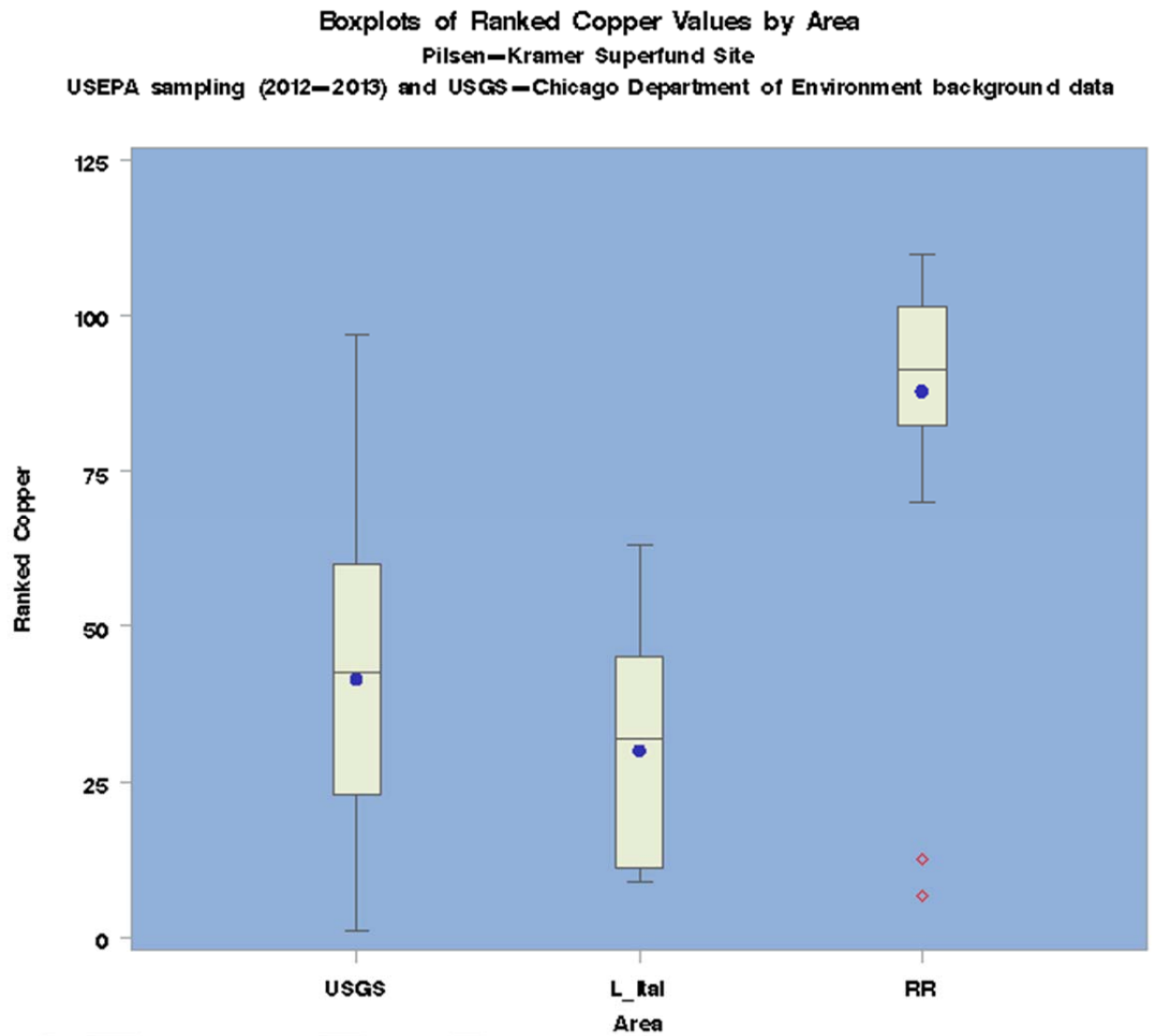


Figure 6: Boxplots of ranked Copper levels for each area (red diamonds are extreme values, blue circle is the mean rank, and middle horizontal line is the median rank).

Boxplots of Lead Values by Area
Pilsen—Kramer Superfund Site
USEPA sampling (2012–2013) and USGS—Chicago Department of Environment background data

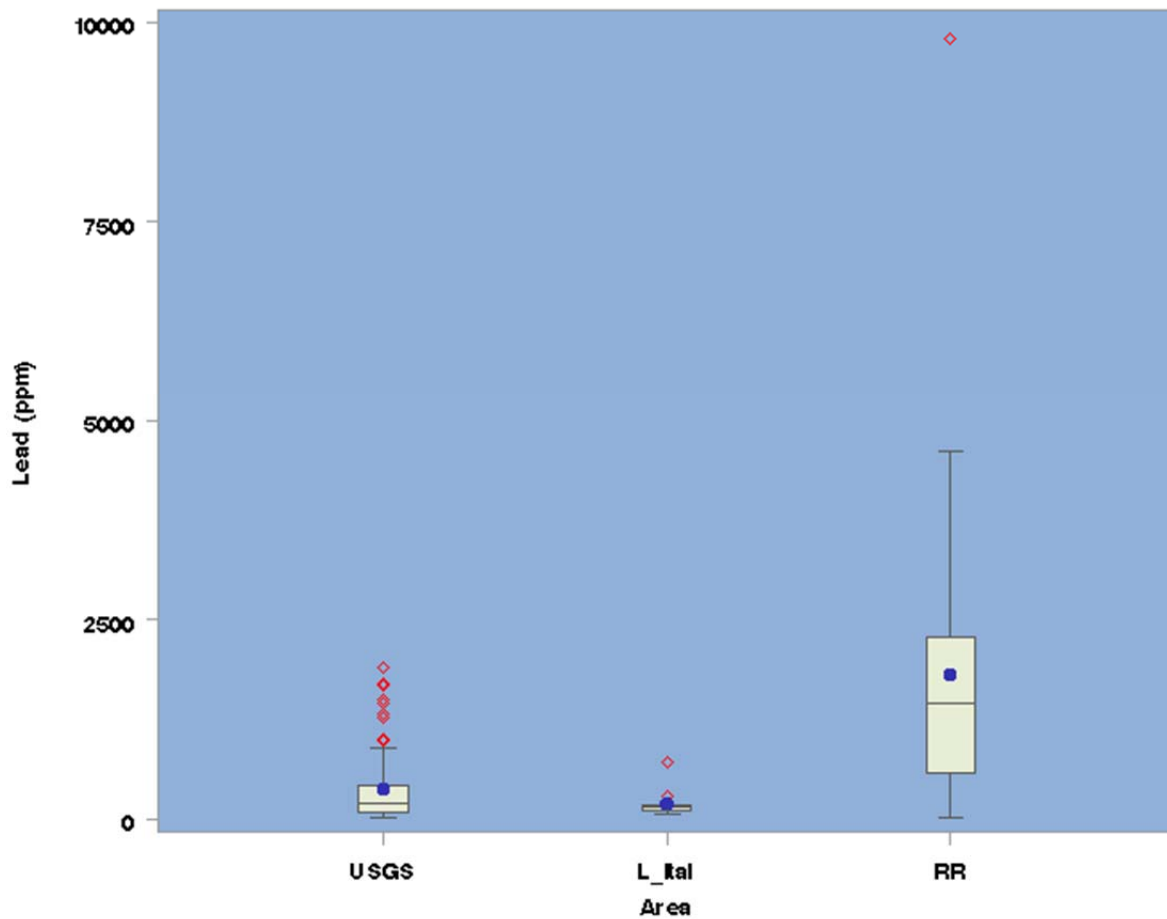


Figure 7: Boxplots of Lead for each area (red diamonds are extreme values, blue circle is the mean, and middle horizontal line is the median).

Boxplots of Ranked Lead Values by Area
Pilsen—Kramer Superfund Site
USEPA sampling (2012–2013) and USGS—Chicago Department of Environment background data

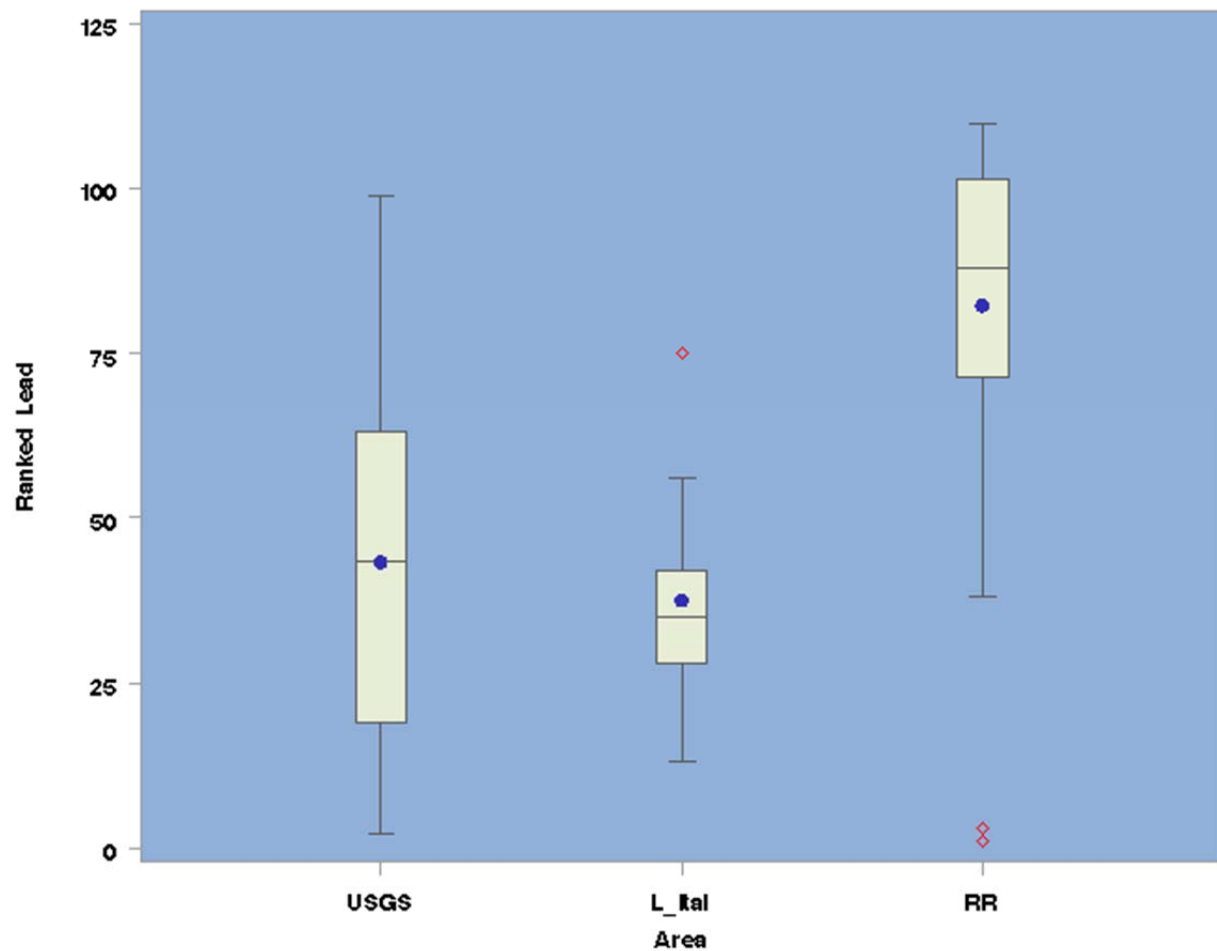


Figure 8: Boxplots of ranked Lead levels for each area (red diamonds are extreme values, blue circle is the mean rank, and middle horizontal line is the median rank).

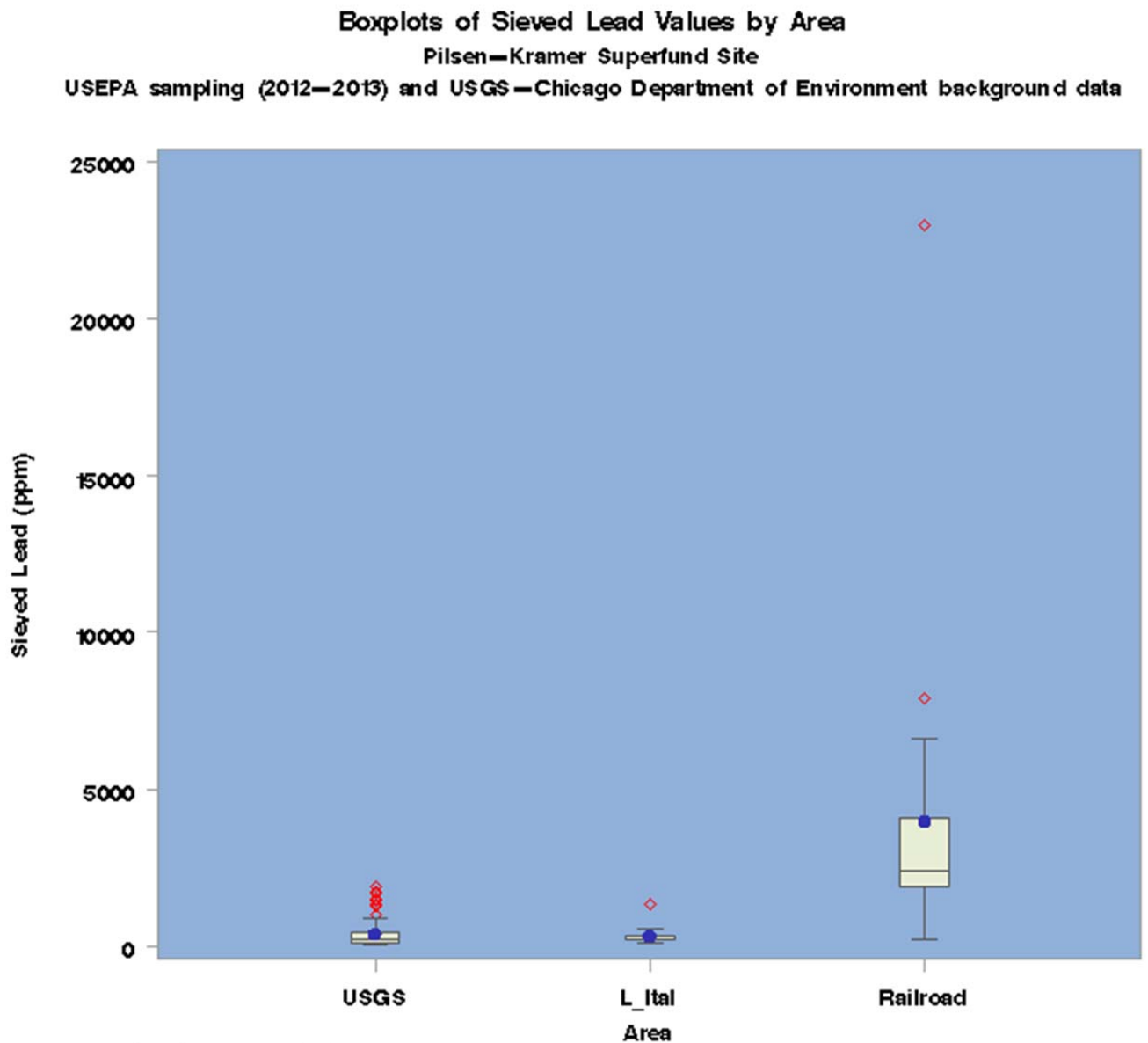


Figure 9: Boxplots of sieved Lead for each area (red diamonds are extreme values, blue circle is the mean, and middle horizontal line is the median).

Boxplots of Ranked Sieved Lead Values by Area
Pilsen—Kramer Superfund Site
 USEPA sampling (2012—2013) and USGS—Chicago Department of Environment background data

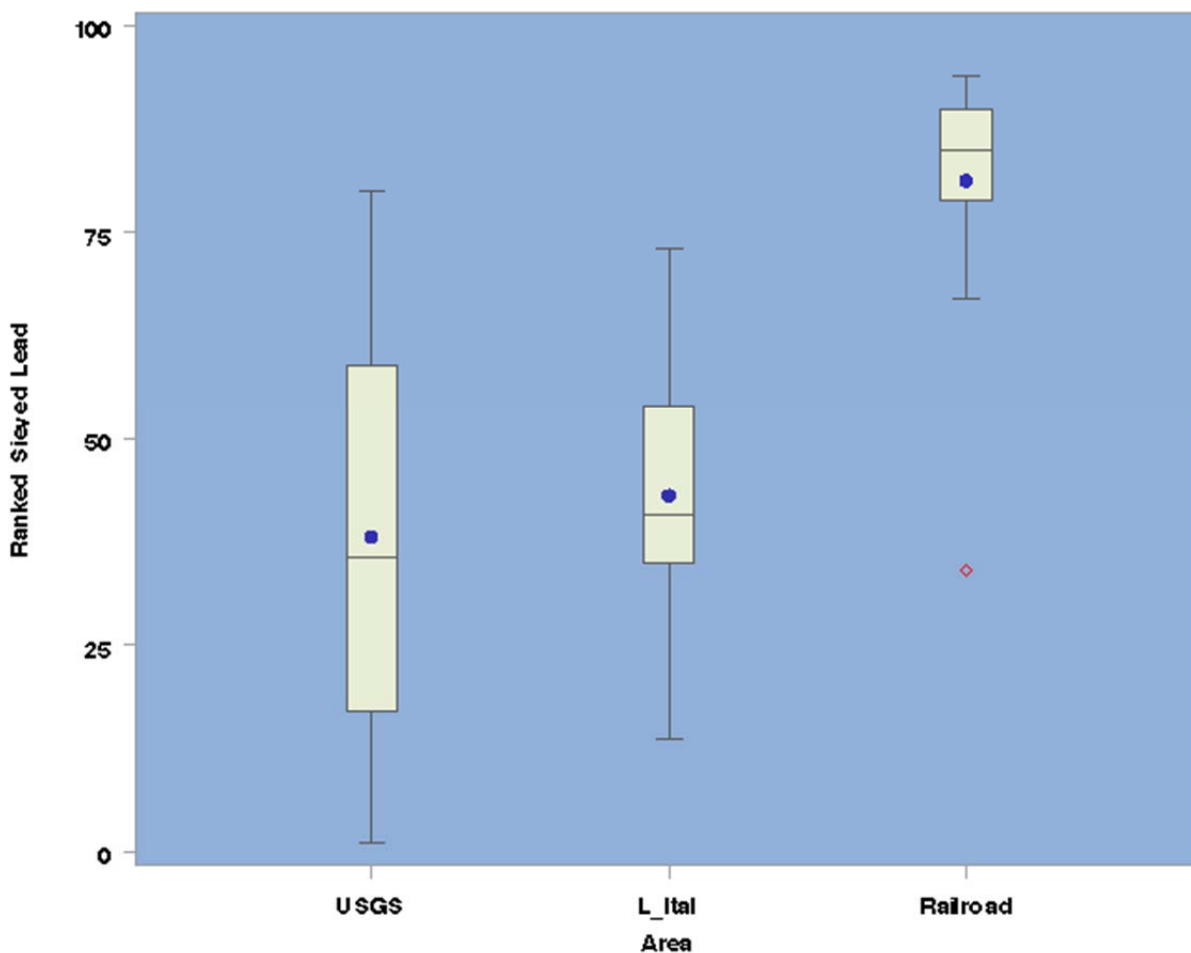


Figure 10: Boxplots of ranked sieved Lead levels for each area (red diamonds are extreme values, blue circle is the mean rank, and middle horizontal line is the median rank).

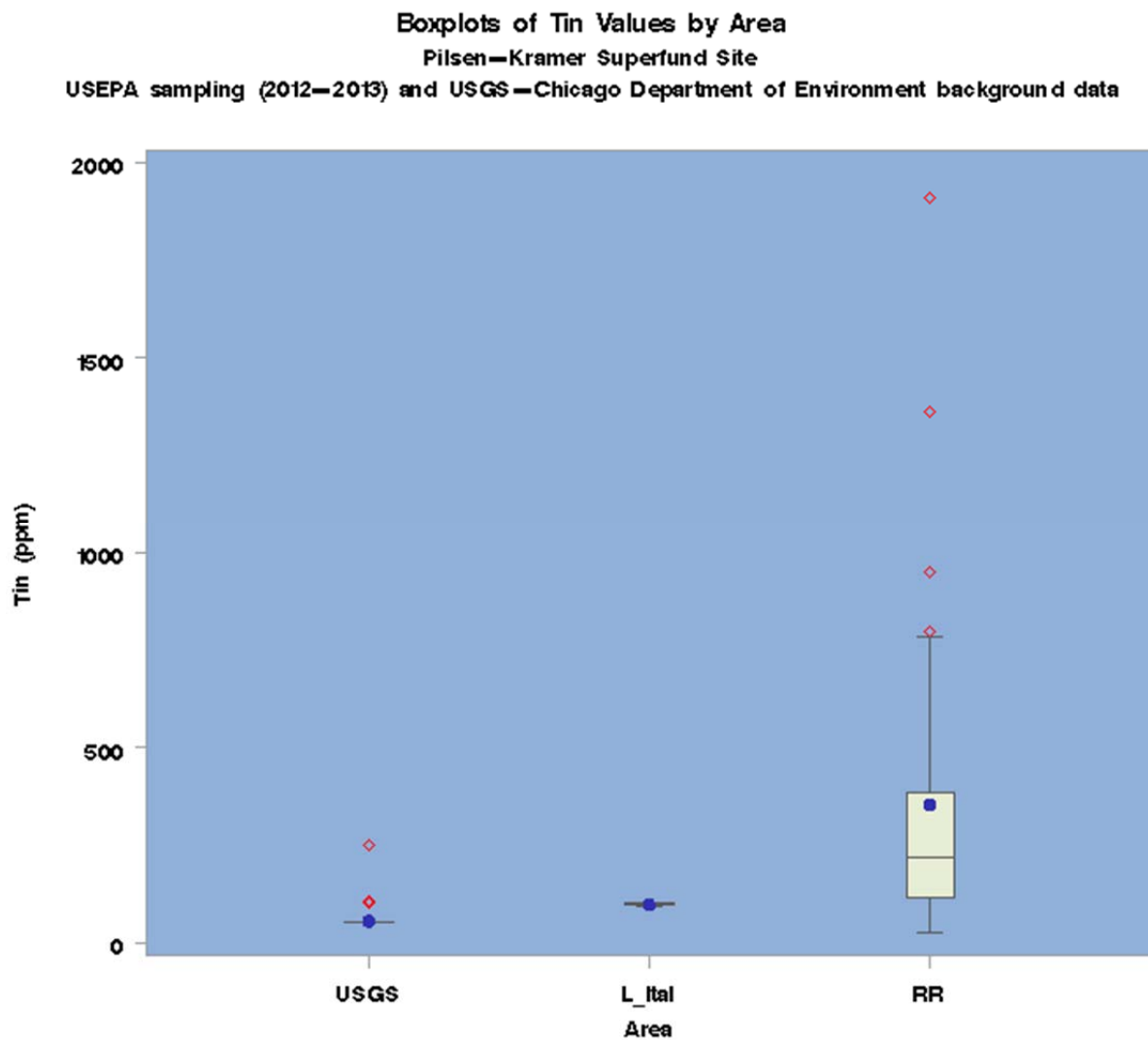


Figure 11: Boxplots of Tin for each area (red diamonds are extreme values, blue circle is the mean, and middle horizontal line is the median). Note: about 94% of the USGS—City of Chicago Tin values were at or below the limit of detection, 50ppm.

Boxplots of Ranked Tin Values by Area
Pilsen—Kramer Superfund Site
 USEPA sampling (2012–2013) and USGS—Chicago Department of Environment background data

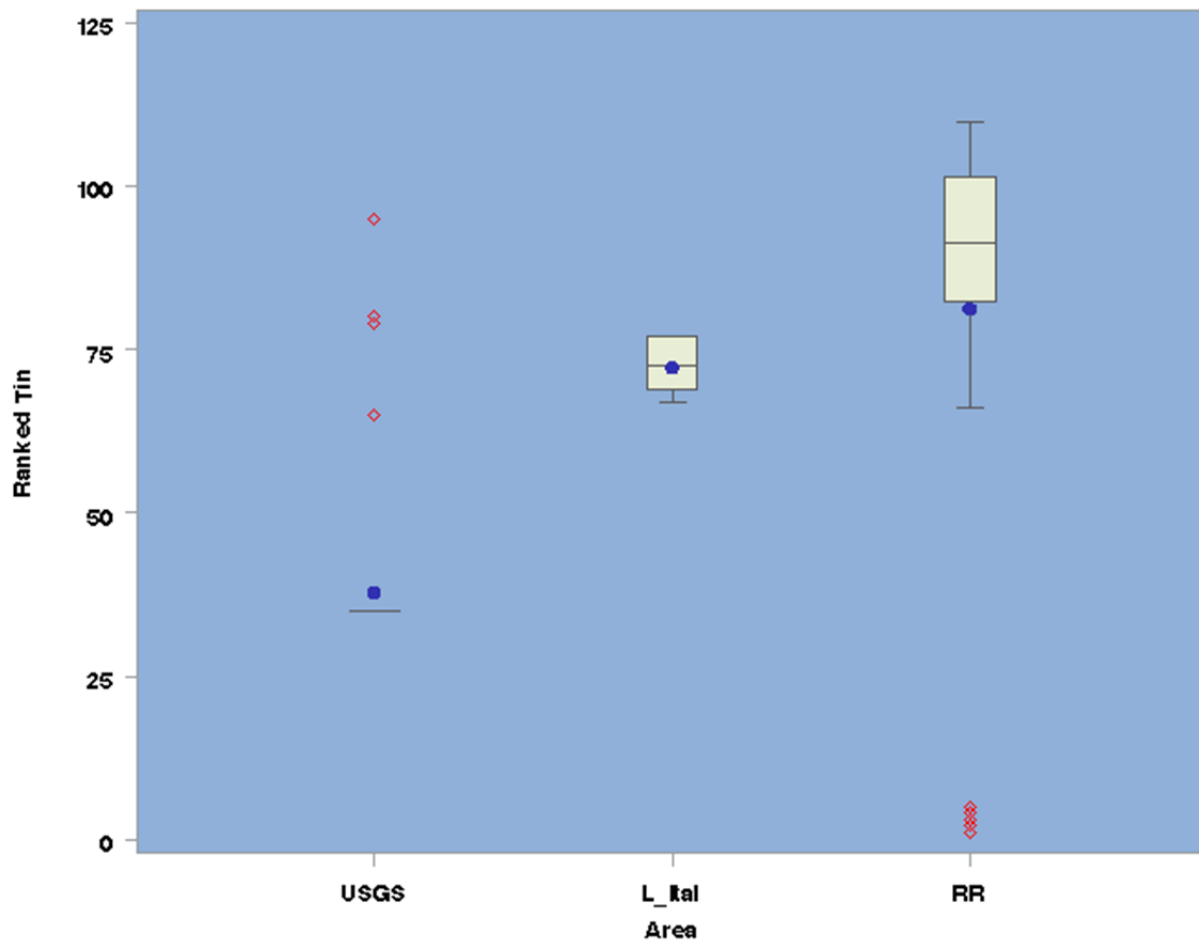


Figure 12: Boxplots of ranked Tin levels for each area (red diamonds are extreme values, blue circle is the mean rank, and middle horizontal line is the median rank). Note: about 94% of the USGS—City of Chicago Tin values were at or below the limit of detection, 50ppm.

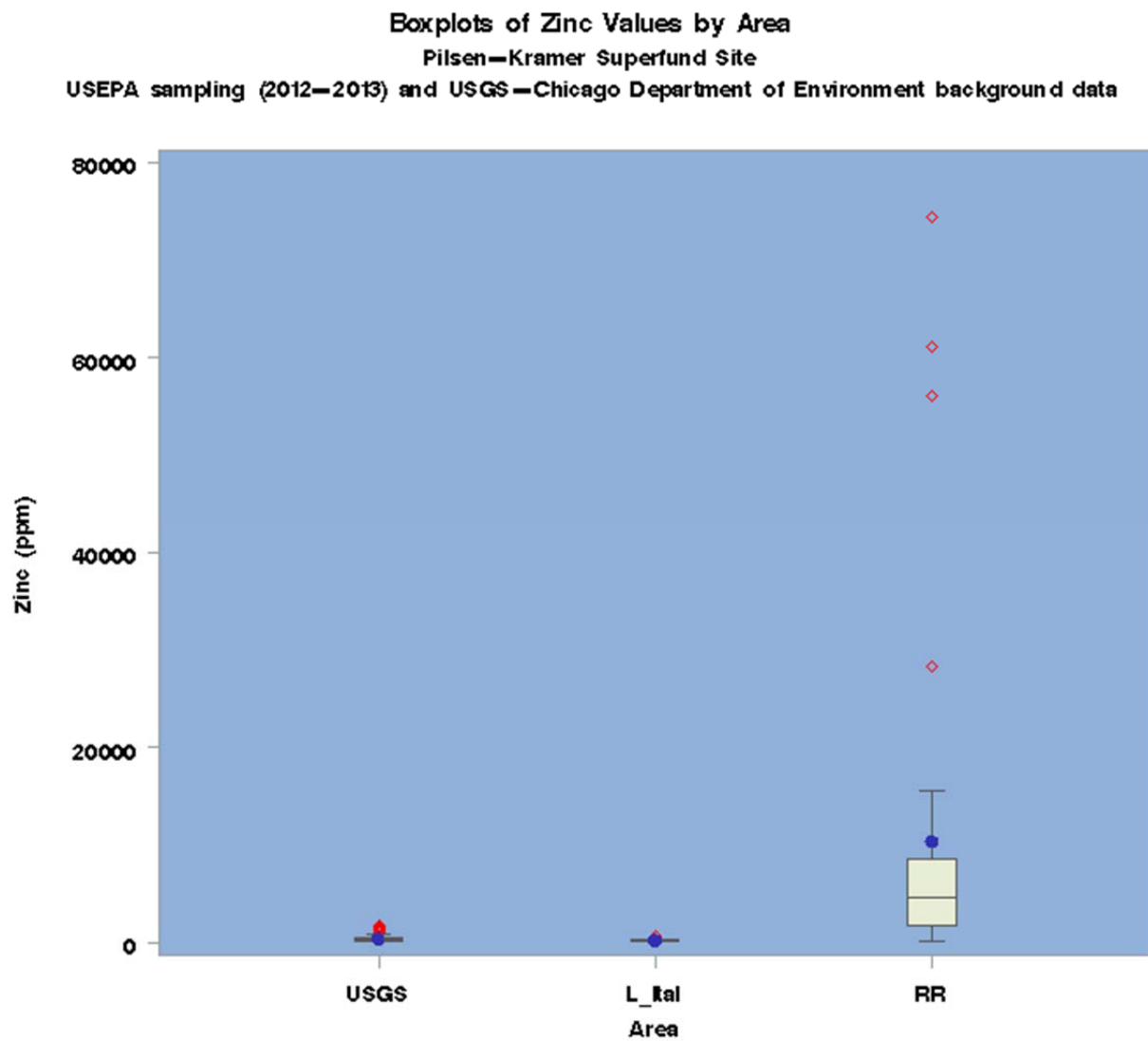


Figure 13: Boxplots of Zinc for each area (red diamonds are extreme values, blue circle is the mean, and middle horizontal line is the median).

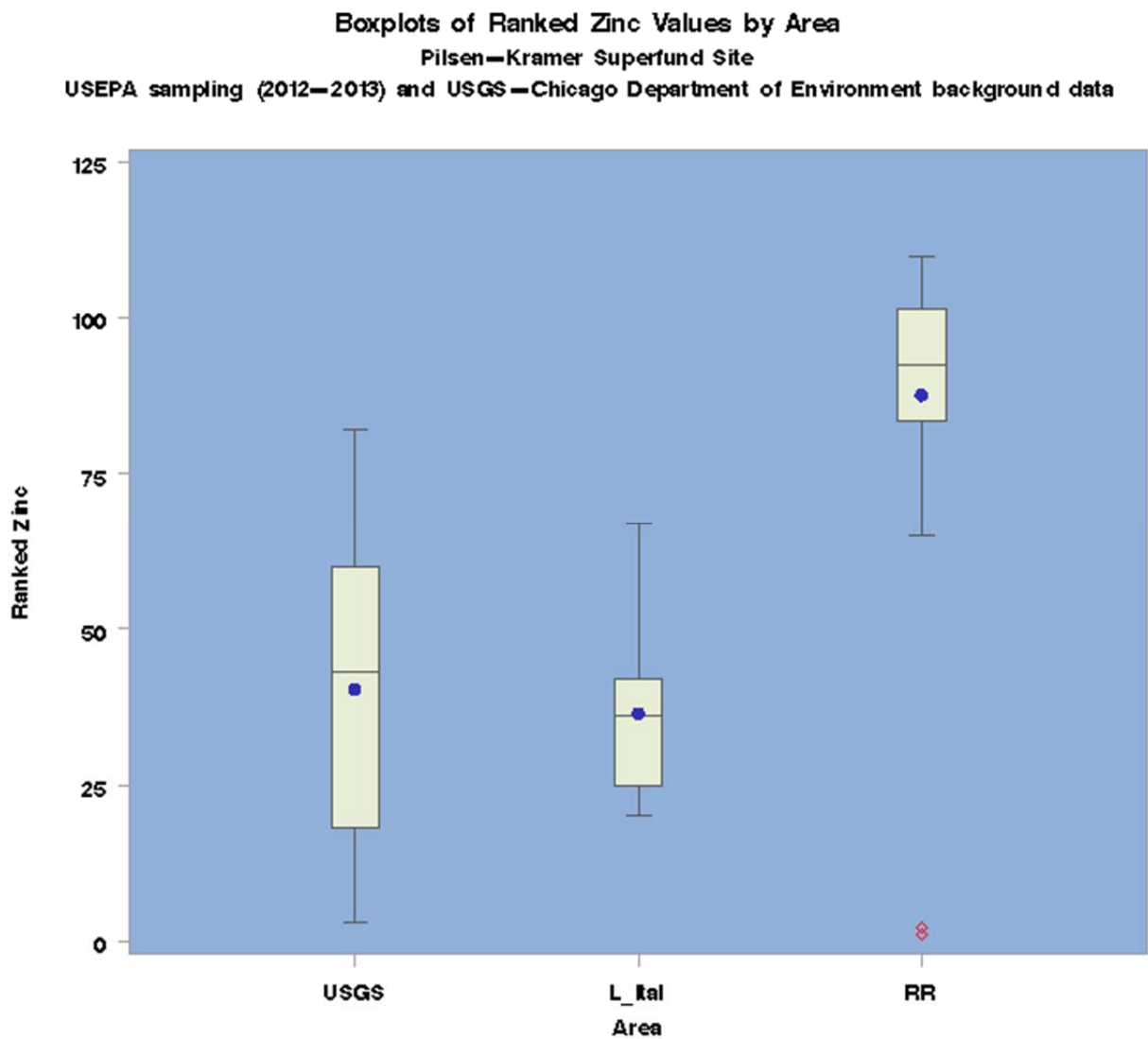


Figure 14: Boxplots of ranked Zinc levels for each area (red diamonds are extreme values, blue circle is the mean rank, and middle horizontal line is the median rank).

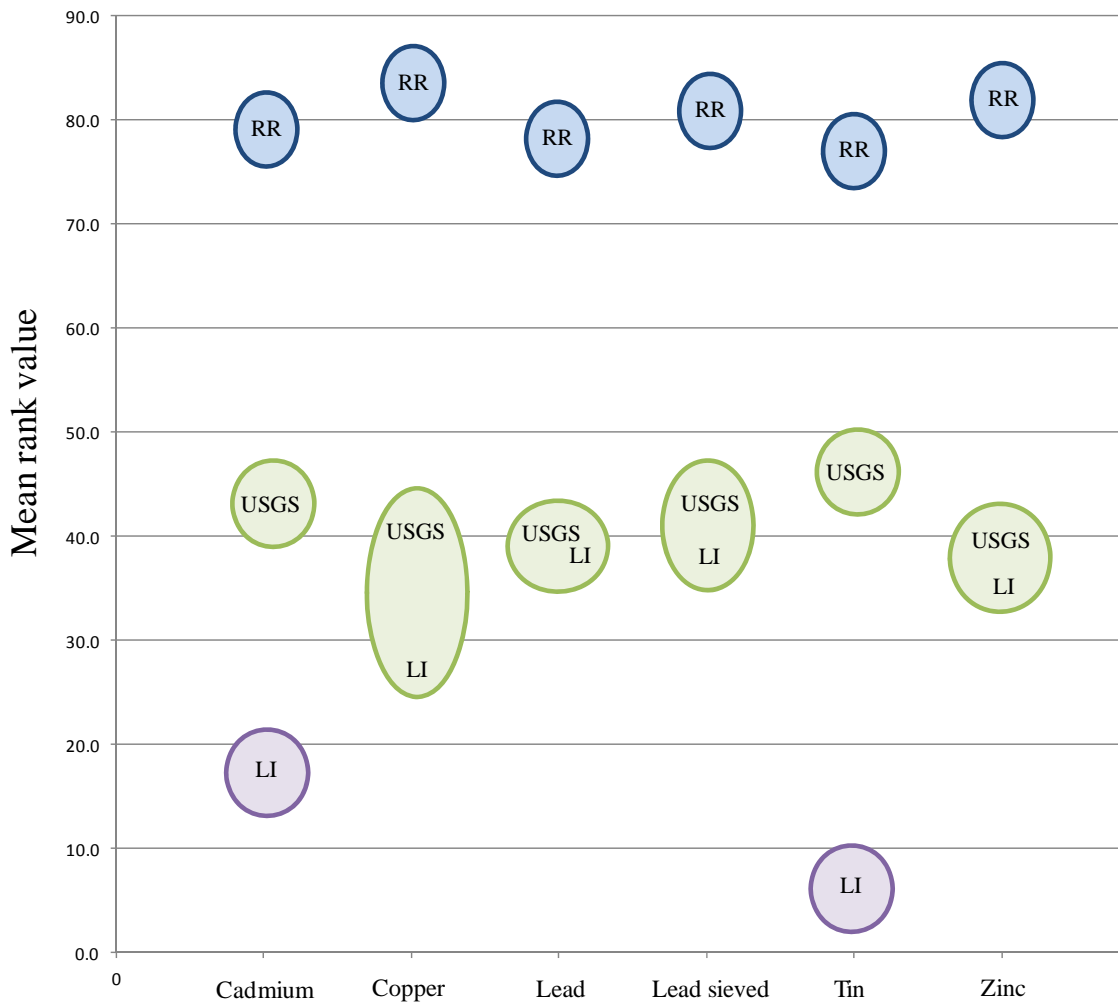


Figure 15: Cumulative schematic of the multiple comparisons by area and metal. Where LI is Little Italy, RR is Railroad/Alley, and USGS is the USGS – Chicago Department of Environment dataset. Where the Y-axis is the “lsmeans” value for each metal and dataset and is essentially the mean of the ranks. Areas in the same colored ovals are not statistically different from each other; areas in different colored ovals are statistically different from each other.