Attachment E
Marathon Petroleum Company LP
Perimeter Air Monitoring System Data 2/16/19-2/19/19

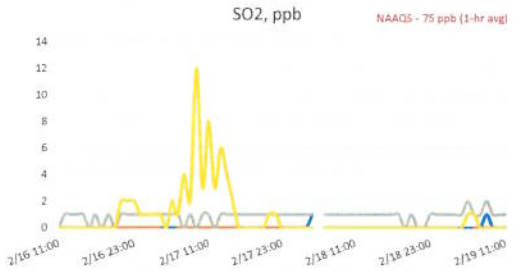

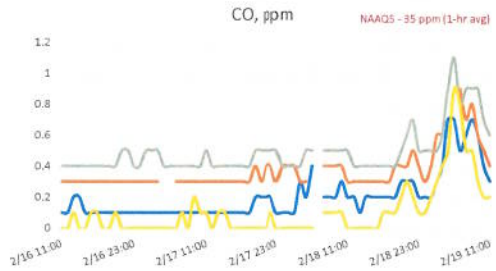

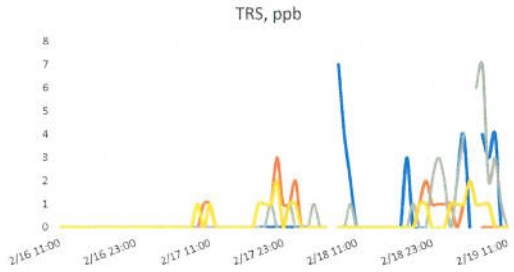

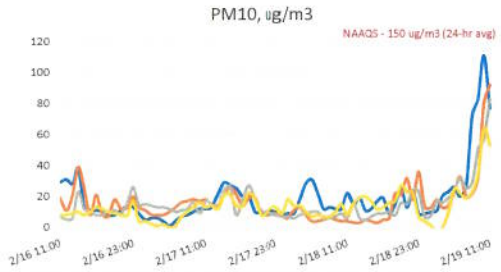

2/19/19 11:30 AM																
2/19/19 11:00 AM	**Time of Report (On the hour)**															
2/16/19 11:00 AM																
	1-NorthSO2	2A-WestSO2	4-EastSO2	Mark Twain SchoolSO2	1-NorthCO	2A-WestCO	4-EastCO	Mark Twain SchoolCO	1-NorthTRS	2A-WestTRS	4-EastTRS	Mark Twain SchoolTRS	1-NorthPM10	2A-WestPM10	4-EastPM10	Mark Twain SchoolPM10
	1-North	2A-West	4-East	Mark Twain School	1-North	2A-West	4-East	Mark Twain School	1-North	2A-West	4-East	Mark Twain School	1-North	2A-West	4-East	Mark Twain School
	SO2	SO2	SO2	SO2	CO	CO	CO	CO	TRS	TRS	TRS	TRS	PM10	PM10	PM10	PM10
	ppb	ppb	ppb	ppb	ppm	ppm	ppm	ppm	ppb	ppb	ppb	ppb	ug/m3(S)	ug/m3(S)	ug/m3(S)	ug/m3(S)
2/16/19 11:00 AM	0	0	0	0	0.1	0.3	0.4	0	0	0	0	0	29	19	7	8
2/16/19 12:00 PM	0	0	1	0	0.1	0.3	0.4	0	0	0	0	0	31	11	5	8
2/16/19 1:00 PM	0	0	1	0	0.2	0.3	0.4	0.1	0	0	0	0	28	21	6	9
2/16/19 2:00 PM	0	0	1	0	0.2	0.3	0.4	0	0	0	0	0	38	39	23	10
2/16/19 3:00 PM	0	0	1	0	0.1	0.3	0.4	0	0	0	0	0	13	25	12	8
2/16/19 4:00 PM	0	0	0	0	0.1	0.3	0.4	0.1	0	0	0	0	11	8	10	10
2/16/19 5:00 PM	0	0	1	0	0.1	0.3	0.4	0.1	0	0	0	0	11	21	8	13
2/16/19 6:00 PM	0	0	0	0	0.1	0.3	0.4	0	0	0	0	0	10	9	8	12
2/16/19 7:00 PM	0	0	1	0	0.1	0.3	0.4	0	0	0	0	0	8	7	10	10
2/16/19 8:00 PM	0	0	0	0	0.1	0.3	0.4	0.1	0	0	0	0	8	18	11	9
2/16/19 9:00 PM	0	0	1	2	0.1	0.3	0.5	0	0	0	0	0	11	12	9	8
2/16/19 10:00 PM	0	0	1	2	0.1	0.3	0.5	0	0	0	0	0	14	13	16	8
2/16/19 11:00 PM	0	0	1	2	0.1	0.3	0.4	0	0	0	0	0	13	20	26	17
2/17/19 12:00 AM	0	0	1	1	0.1	0.3	0.4	0	0	0	0	0	9	13	15	4
2/17/19 1:00 AM	0	0	1	1	0.1	0.3	0.5	0	0	0	0	0	5	11	15	4
2/17/19 2:00 AM	0	0	1	1	0.1	0.3	0.5	0	0	0	0	0	6	8	14	2
2/17/19 3:00 AM	0	0	1	1	0.1	0.3	0.5	0	0	0	0	0	6	8	13	1
2/17/19 4:00 AM	0	#N/A	1	0	0.1	#N/A	0.4	0	0	0	0	0	4	8	13	2
2/17/19 5:00 AM	0	#N/A	1	2	0.1	#N/A	0.4	0	0	#N/A	#N/A	0	1	10	12	0
2/17/19 6:00 AM	0	0	1	1	0.1	0.3	0.4	0	#N/A	#N/A	0	0	4	13	10	1
2/17/19 7:00 AM	0	0	0	4	0.1	0.3	0.4	0.1	0	0	0	0	7	16	11	7
2/17/19 8:00 AM	0	0	1	2	0.1	0.3	0.4	0	0	0	0	0	8	17	12	10
2/17/19 9:00 AM	0	0	0	12	0.1	0.3	0.4	0.2	0	0	0	1	10	18	16	13

Attachment E
Marathon Petroleum Company LP
Perimeter Air Monitoring System Data 2/16/19-2/19/19

	1-NorthSO2	2A-WestSO2	4-EastSO2	Mark Twain SchoolSO2	1-NorthCO	2A-WestCO	4-EastCO	Mark Twain SchoolCO	1-NorthTRS	2A-WestTRS	4-EastTRS	Mark Twain SchoolTRS	1-NorthPM10	2A-WestPM10	4-EastPM10	Mark Twain SchoolPM10
	1-North	2A-West	4-East	Mark Twain School	1-North	2A-West	4-East	Mark Twain School	1-North	2A-West	4-East	Mark Twain School	1-North	2A-West	4-East	Mark Twain School
	SO2	SO2	SO2	SO2	CO	CO	CO	CO	TRS	TRS	TRS	TRS	PM10	PM10	PM10	PM10
	ppb	ppb	ppb	ppb	ppm	ppm	ppm	ppm	ppb	ppb	ppb	ppb	ug/m3(S)	ug/m3(S)	ug/m3(S)	ug/m3(S)
2/17/19 10:00 AM	0	0	1	3	0.1	0.3	0.4	0.1	0	1	0	0	12	17	9	16
2/17/19 11:00 AM	0	0	1	8	0.1	0.3	0.5	0.1	0	1	0	1	12	18	17	13
2/17/19 12:00 PM	0	0	0	3	0.1	0.3	0.4	0	0	0	0	0	13	15	15	14
2/17/19 1:00 PM	0	0	1	6	0.1	0.3	0.4	0.1	0	0	0	0	21	14	13	12
2/17/19 2:00 PM	0	0	1	4	0.1	0.3	0.4	0.1	0	0	0	0	29	21	24	21
2/17/19 3:00 PM	0	0	1	2	0.1	0.3	0.4	0	0	0	0	0	27	26	26	21
2/17/19 4:00 PM	0	0	1	0	0.1	0.3	0.4	0	0	0	0	0	25	21	8	14
2/17/19 5:00 PM	0	0	1	0	0.1	0.3	0.4	0	0	0	0	0	20	14	18	14
2/17/19 6:00 PM	0	0	1	0	0.1	0.3	0.4	0	0	0	0	0	20	19	27	22
2/17/19 7:00 PM	0	0	1	0	0.2	0.4	0.5	0	0	1	0	1	10	19	18	18
2/17/19 8:00 PM	0	0	1	0	0.2	0.3	0.5	0	0	1	0	1	10	9	11	8
2/17/19 9:00 PM	0	0	1	1	0.2	0.4	0.5	0	0	1	1	1	10	8	10	9
2/17/19 10:00 PM	0	0	1	1	0.2	0.4	0.5	0.1	0	3	0	2	11	8	9	12
2/17/19 11:00 PM	0	0	1	0	0.1	0.3	0.5	0	0	1	0	0	10	9	8	13
2/18/19 12:00 AM	0	0	1	0	0.1	0.4	0.4	0	0	1	1	1	8	7	7	9
2/18/19 1:00 AM	0	0	1	0	0.1	0.4	0.4	0	0	2	0	1	9	6	7	18
2/18/19 2:00 AM	0	0	1	0	0.1	0.4	0.4	0	0	0	0	0	9	11	6	14
2/18/19 3:00 AM	0	0	1	0	0.3	0.3	0.4	0	0	0	0	0	18	13	8	14
2/18/19 4:00 AM	1	#N/A	1	0	0.2	0.3	0.5	0	0	0	1	0	28	8	9	10
2/18/19 5:00 AM	#N/A	#N/A	#N/A	#N/A	0.4	#N/A	0.5	0	0	0	0	0	31	4	10	7
2/18/19 6:00 AM	0	0	1	0	#N/A	#N/A	#N/A	#N/A	#N/A	#N/A	#N/A	0	22	4	10	8
2/18/19 7:00 AM	0	0	1	0	0.2	0.4	0.5	0.1	#N/A	#N/A	#N/A	#N/A	12	5	6	7
2/18/19 8:00 AM	0	0	1	0	0.2	0.4	0.5	0.1	7	0	0	0	13	6	6	7
2/18/19 9:00 AM	0	0	1	0	0.2	0.4	0.5	0.1	4	0	0	0	12	5	7	10
2/18/19 10:00 AM	0	0	1	0	0.3	0.4	0.5	0.1	2	0	1	0	12	4	9	15
2/18/19 11:00 AM	0	0	1	0	0.2	0.3	0.5	0	0	0	0	0	22	4	6	8
2/18/19 12:00 PM	0	0	1	0	0.2	0.3	0.4	0	0	0	0	0	15	3	15	16
2/18/19 1:00 PM	0	0	1	0	0.1	0.3	0.4	0	0	0	0	0	19	3	6	19
2/18/19 2:00 PM	0	0	1	0	0.2	0.3	0.4	0	0	0	0	0	11	5	5	20
2/18/19 3:00 PM	0	0	1	0	0.2	0.3	0.4	0	0	0	0	0	12	4	7	17
2/18/19 4:00 PM	0	0	1	0	0.2	0.3	0.4	0	0	0	0	0	17	3	9	12
2/18/19 5:00 PM	0	0	1	0	0.2	0.3	0.4	0.1	0	0	0	0	19	5	9	13
2/18/19 6:00 PM	0	0	1	0	0.2	0.3	0.4	0.1	0	0	0	0	9	6	10	16
2/18/19 7:00 PM	0	0	0	0	0.2	0.4	0.4	0.1	3	0	0	0	15	22	8	17
2/18/19 8:00 PM	0	0	1	0	0.3	0.4	0.5	0.2	0	0	1	0	25	21	16	27
2/18/19 9:00 PM	0	0	0	0	0.3	0.4	0.6	0.3	0	1	0	1	13	32	15	23
2/18/19 10:00 PM	0	0	0	0	0.3	0.5	0.7	0.2	0	2	0	1	23	18	24	22
2/18/19 11:00 PM	0	0	1	0	0.2	0.4	0.5	0.1	2	1	2	0	9	36	23	7
2/19/19 12:00 AM	0	0	1	0	0.2	0.3	0.5	0.1	3	1	3	0	9	13	7	4
2/19/19 1:00 AM	0	0	1	0	0.2	0.4	0.5	0.2	2	1	2	0	10	13	8	1
2/19/19 2:00 AM	0	0	1	0	0.3	0.6	0.5	0.3	0	1	0	1	11	18	17	-3
2/19/19 3:00 AM	0	0	1	0	0.4	0.6	0.6	0.4	2	0	2	1	20	13	16	0
2/19/19 4:00 AM	0	#N/A	1	0	0.7	#N/A	0.9	0.5	4	1	4	1	23	14	19	9
2/19/19 5:00 AM	0	#N/A	2	1	0.7	#N/A	1.1	0.9	0	#N/A	#N/A	2	26	23	24	25
2/19/19 6:00 AM	0	0	1	1	0.5	0.9	0.8	0.8	#N/A	#N/A	6	1	20	33	32	22
2/19/19 7:00 AM	0	0	1	0	0.6	0.7	0.9	0.5	4	0	7	1	27	20	25	19
2/19/19 8:00 AM	1	0	2	0	0.7	0.8	0.9	0.5	3	0	2	1	72	22	29	23
2/19/19 9:00 AM	0	0	1	0	0.6	0.6	0.9	0.3	4	0	3	0	83	32	51	34
2/19/19 10:00 AM	0	0	1	0	0.4	0.5	0.7	0.2	0	0	1	0	111	80	57	64
2/19/19 11:00 AM	0	0	1	0	0.3	0.4	0.6	0.2	0	0	0	0	77	92	83	53